	MATERIAL MATERIAL MATERIAU MATERIALE		SURFACE PROTECTION OBERFLAECHENSCHUTZ PROTECTION SUPERFICIELLE PROTEZIONE SUPERFICIALE	
I	Al	JED-029M1	Cr	JED-259-1
II	PA6.6	JED-354-1		
III	PBT-GF30	JED-352-1		
IV	AlMg 3.5		(2)	
V	Al	JED-077-1	(4)	JED-007-1
VI	Fe	JED-051M4	Zn/C	JED-256-1
VII	Fe	JED-051M4	Zn/C	JED-256-4
VIII	Al	JED-001M1	Cr	JED-259
IX	Fe	JED-051M4	Zn/Ni	JED-739-3
X	CuZn37		Sn	(3)
XI	PA6 + PA6.6	JED-557 + JED-484		
XII	PVC	JED-045M		
XIII	PVC	JED-414-1		
XIV	Fe	JED-657	Zn/Fe	JED-256-3
XV	AlMg2			
XVI	Al	JED-029M1	Cr	JED-259-0 ©

(1)	STOP WITHIN THE DEVICE ADMISSIBLE ANSCHLAG IM GERAET ZULAESSIG BUTEE DANS L APPARAIL ADMISE ARRESTO NEL APPARATO AMMISSIBILE	
(2)	BONDED COATING GLEITLACK VERNIS DE GLISSEMENT LACCA LUBRIFICANTE	
(3)	COATING LAYER THICKNESS SCHICHTDICKE EPAISSEUR DE REVETEMENT/INCRUSTATION SPESSORE RIVESTIMENTO/RIVESTIMENTO CENTRALE	min.1,5 µm
(4)	ANODIC OXIDATION ANODISCHE OXIDATION OXIDATION ANODIQUE OSSIDAZIONE ANODICA	

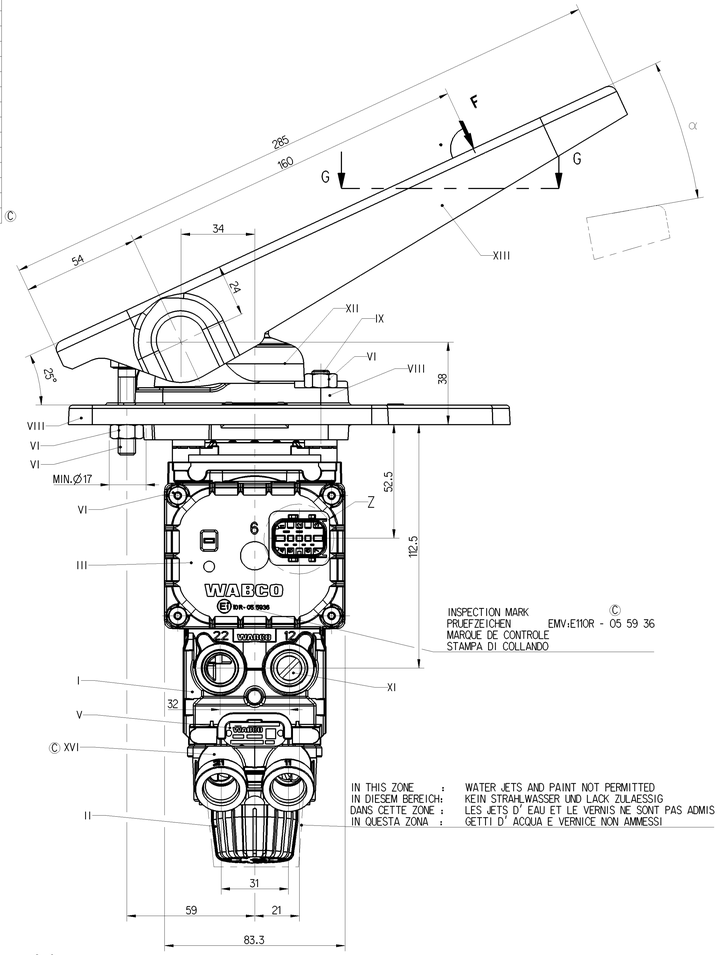

INSPECTION MARK ©
PRUEFZEICHEN EMV:E110R - 05 59 36
MARQUE DE CONTROLE
STAMPA DI COLLANDO

IN THIS ZONE : WATER JETS AND PAINT NOT PERMITTED
IN DIESEM BEREICH: KEIN STRAHLWASSER UND LACK ZULAESSIG
DANS CETTE ZONE : LES JETS D' EAU ET LE VERNIS NE SONT PAS ADMIS
IN QUESTA ZONA : GETTI D' ACQUA E VERNICE NON AMMESSI

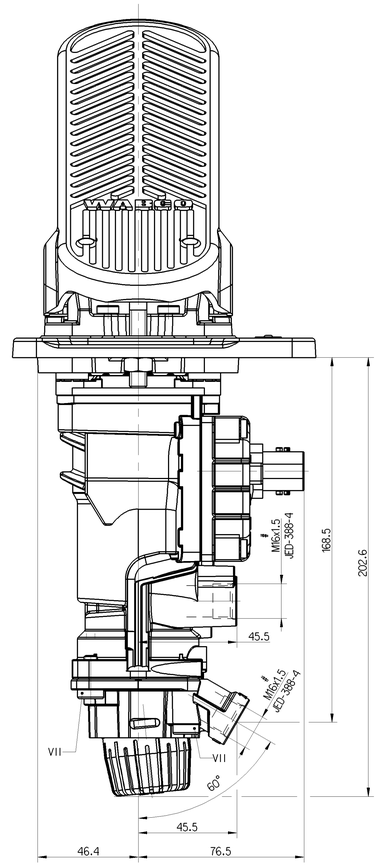

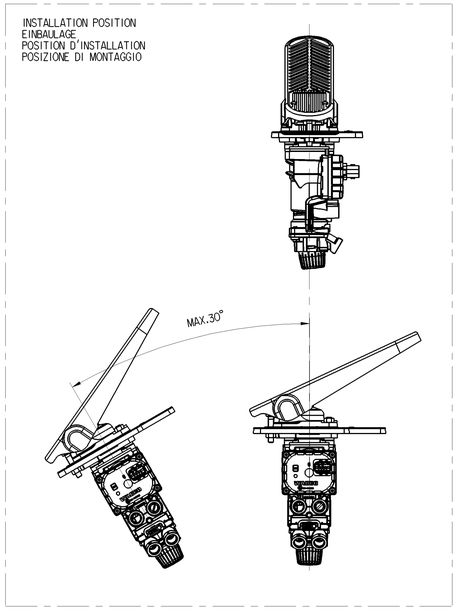

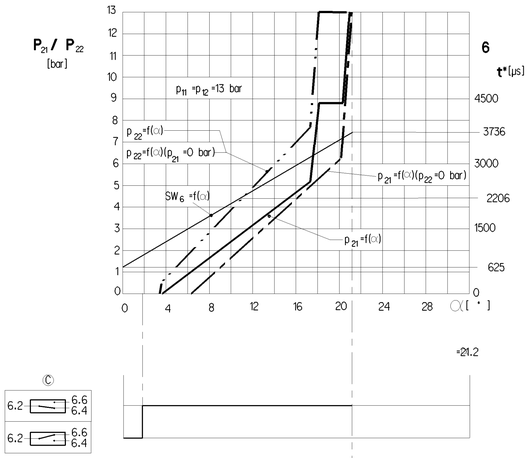

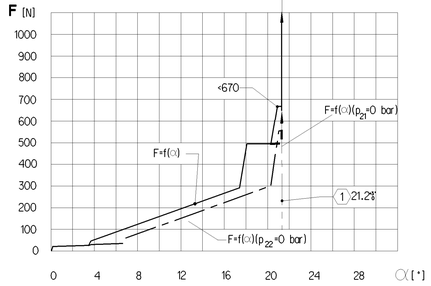

SUITABLE FOR :
GEEIGNET FUER : VOSS 232 / NG8 #
APTE POUR :
ADATTA PER : # 2:1

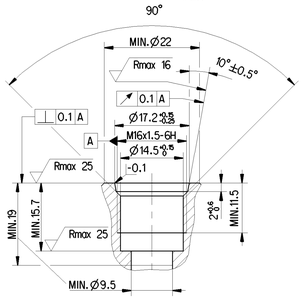

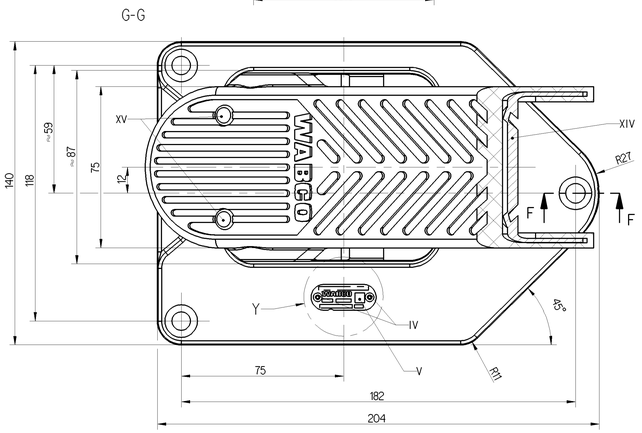

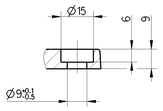

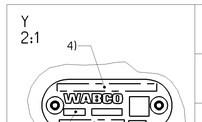

1)	MANUFACTURING PLANT PRODUKTIONSSTAETTE LIEU DE FABRICATION LUOGO DI FABRICAZIONE	JED-225
2)	WEEK / YEAR OF MANUFACTURE FERTIGUNGSWOCHE / -JAHR SEMAINE / ANNEE DE FABRICATION SETTIMANA / ANNO DELLA FABRICAZIONE	
3)	WABCO-DEVICE NUMBER WABCO-GERAETE NUMMER WABCO-NUMERO D'APPAREIL WABCO-NUMERO CODICE DELL APPARECCHIO	
4)	CUSTOMER NO. / REVISION CODE KUNDEN-NR. / AENDERUNGSINDEX NO CLIENT / INDICE DE MODIFICATION NO CLIENTE / INDICE DI MODIFICA	

11/12	SUPPLY VORRAT ALIMENTATION ALIMENTAZIONE		
21/22	OUTLET AUSGANG SORTIE USCITA		
3	EXHAUST ENTLUEFTUNG ECHAPPEMENT SCARICO		
6	ELECTRICAL CONNECTION ELEKTRISCHER ANSCHLUSS CONNEXION ELCTRIQUE CONNESSIONE ELETTRICA		
F	MAX.	PERMISSIBLE ZULAESSIG ADMISSIBLE AMMISSIBILE	1000 N
PERMISSIBLE LEAKAGE ZULAESSIGE LECKAGE FUITE ADMISE FUGA AMMESSA			SEE PRODUCT SPECIFICATION SIEHE PRODUKTSPEZIFIKATION VOIR SPECIFICATION DU PRODUIT VEDERE SPECIFICA DI PRODOTTO
THERMAL RANGE OF APPLICATION THERMISCHER ANWENDUNGSBEREICH GAMME D'UTILISATION THERMIQUE TEMPERATURA DI ESERCIZIO		-40°C....+80°C	
SHORT TERM RESISTANCE TO HEAT KURZZEITIGE WAERMEBESTAENDIGKEIT RESISTANCE THERMIQUE TEMPORAIRE RESISTANZA TERMICA PER BREVE PERIOD		MAX. 110°C AT 1h	WITHOUT FUNCTION OHNE FUNKTION SANS FONCTION SENZA FUNZIONE
NOMINAL DIAMETER NENNWEITE DIAMETRE NOMINAL DIAMETRO NOMINALE		12 => 22 11 => 21 22 => 3 21 => 3	Ø6 mm Ø5 mm Ø5.4 mm Ø5 mm
TIGHTENING TORQUE ACCORDING TO JED-366 ANZIEHDREHMOMENT ENTSPRECHEND JED-366 COUPLE DE SERRAGE SUIVANT JED-366 COPPIA DI SERRAGIO SECONDO JED-366		# (M16x1,5) MAX. 34 Nm	
WORKING MEDIUM ARBEITSMEDIUM FLUIDE D'UTILISATION FLUIDO DI ESERCIZIO	AIR (WATER-,OIL-AND ALCOHOL CONTAINING) LUFT (WASSER-,OEL-UND ALKOHOLHALTIG) AIR (CHARGE D' EAU,D'HUILE ET D' ALCOOL) ARIA (ACQUOSO,OLEIFERO E ALCOOLOSO)		
AMBIENT ENVIRONMENT UMGEBUNGSMEDIUM FLUIDE AMBIENT FLUIDO AMBIENTE	AIR (WATER-,SALT-, DUST-AND OIL CONTAINING) LUFT (WASSER-,SALZ-,STAUB-UND OELHALTIG) AIR (CHARGE D' EAU,DE SEL; DE POUSSIERE ET D' HUILE) ARIA (ACQUOSO,SALE; POLVERO E OLEIFERO)		
TYPE OF PROTECTION SCHUTZART MODE DE PROTECTION TIPO DI PROTEZIONE	COMPLETE DEVICE WITH MOUNTED COUPLING KOMPLETTES GERAET MIT MONTIERTER KUPPLUNG APPAREIL COMPLET AVEC L'ACCOUPLEMENT MONTE APPARECCHIO COMPLETO CON ACCOPPIAMENTO MONTAT		IP 6K6K IP 6K9K
	ELECTRIC TERMINALS WITHOUT MOUNTED COUPLING ELEKTRISCHE ANSCHLUESSE OHNE MONTIERTER KUPPLUNG BORNES ELECTRIQUES SANS L'ACCOUPLEMENT MONTE TERMINALI ELETTRICI SENZA ACCOPPIAMENTO MONTATO		IP 6K7
PERMISSIBLE PRESSURE ZULAESSIGER DRUCK PRESSION ADMISSIBLE PRESSIONE AMMISSIBILE	pe = MAX.15 bar		
WORKING PRESSURE BETRIEBSDRUCK PRESSION D'UTILISATION PRESSIONE DI ESERCIZIO	pe = 13 bar		
IN A DISTANCE OF 7m: SOUND LEVEL IM ABSTAND VON 7m: SCHALLPEGEL ATTACHE A UNE DISTANCE DE 7m: NIVEAU SONOR AD UNA DISTANZA DI 7m: LIVELLO SONORO	< 69 dbA (ISO 3744)		
OPERATING VOLTAGE BETRIEBSSPANNUNG TENSION DE SERVICE TENSIONE DI ESERCIZIO	24^{+8}_{-12} V DC		
LOAD-CARRYING CAPACITY BELASTBARKEIT CAPACITE DE CHARGE CAPACITA DI CARICO	6.4 / 6.6	<10mA OHMSCHE LAST	
OUTLET AUSGANG SORTIE USCITA	6.5 / 6.7	PWM-SIGNAL Imax.20mA Ri>100KΩ	
CURRENT CONSUMPTION STROMAUFNAHME CONSOMMATION DE COURANT ASSORBIMENTO DI CORRENTE	6.2	MAX.200mA	
MAX. LEAKAGE, DURING PRESSURE MAINTENANCE OR WHILE NOT OPERATED, NEW DEVICE MAX. LECKAGE , DRUCKHALTEND ODER UNBETAETIGT, NEUGERAET FUITE MAXI, PENDANT LA FONCTION "MAINTENIR LA PRESSION" OU SANS ACTIONNEMENT, APPAREIL NOUVEAU FUGA MASSIMA, DURANTE LA FUNZIONE "MANTENERE LA PRESSIONE" O SENZA AZIONAMENTO, APPARECCHIO NUOVO		-20°...+80°C -40°...-20°C	10 cm³/min. (DIN 1343) 1500 cm³/min. (DIN 1343)

THE DEVICE IS SUITED FOR INSTALLATION ON THE DRIVER'S CAB ONLY
GERAET IST NUR FUER FAHRERHAUSANBAU GEEIGNET
L'APPAREIL EST APTE POUR INSATALLATION A LA CABINE DU CONDUCTEUR SEULEMENT
IL APPARECCHIO E ADATTO ALL'INSTALLAZIONE ALLA CABINA SOLAMENTE

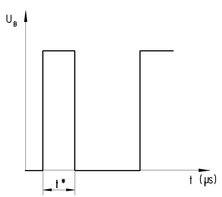

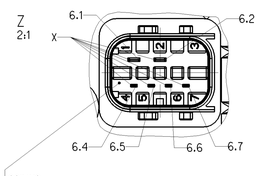

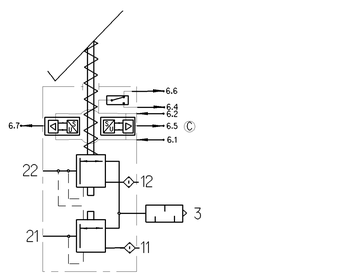

6.2	+(U_B= 12....32V DC)	
6.1	0V	
6.4 / 6.6		
6.5	t*	F=198 Hz
6.7	t*	F=202 Hz

CODING
KODIERUNG A
CODIFICATION
ESPRESSIONE IN CODICE

TYCO-INTERFACE DRAWING
TYCO-AUSFLUEHRUNGSVORSCHRIFT C-114_18740-1, REV. "D"
TYCO-PRESCRIPTION D'EXECUTION
TYCO-SPECIFICA ESECUZIONE

CONNECTOR ACCORDING TO INTERFACE DRAWING
STECKER GEMAESS SCHNITTSTELLENZEICHNUNG 858 000 854 4
CONNECTEUR SUIVANT DESSIN D'INTERFACE DOC.-CODE 007, REV."F"
CONNETTORE SECONDO DISEGNO DI INTERFACCIA

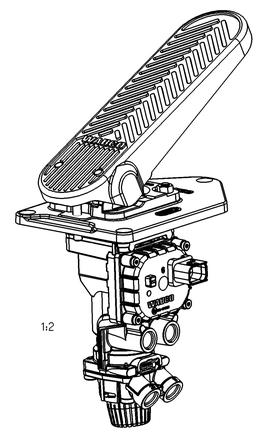

THE PROTECTION CLASS ACC TO:
SCHUTZKLASSE NACH
CLASSE DE PROTECTION SELON
CLASSE DI PROTEZIONE SECONDO
VDE 0580

HANDLING, STORAGE, PACKAGING, PRESERVATION AND DELIVERY
HANDHABUNG, LAGERUNG, VERPACKUNG, KONSERVIERUNG UND VERSAND
MANUTENTION, STOCKAGE, CONDITIONNEMENT, PRESERVATION ET LIVRAISON
MOVIMENTAZIONE, IMMAGAZZINAMENTO, IMBALLAGGIO, CONSERVAZIONE E CONSEGNA
480 020 000 0 (DOC 035)

FOR FURTHER TECHNICAL DATA SEE PRODUCT SPECIFICATION DOCUMENT N°
WEITERE TECHNISCHE DATEN SIEHE PRODUKTSPEZIFIKATION-DOKUMENTEN NR
POUR AUTRES DONNEES TECHNIQUES VOIR PRODUCT SPECIFICATIN N°
PER ULTERIORI DATI TECHNICI VEDERE SPECIFICA DI PRODOTTO DOCUMENTO N°
480 002 101 0 (CODE 035)

This information is reproducible as a general, fully applicable to interpretable & any unless part thereto, our approval, approval, approval. Ist nicht gestattet, es sei denn, es liegt eine ausdrückliche Zustimmung vor. Ce document ne peut être reproduit et utilisé que dans le cadre de l'accord de partenariat et de l'autorisation de la société WABCO. Questo documento non può essere riprodotto o utilizzato se non nel quadro del contratto di partenariato e dell'autorizzazione della società WABCO.
Copyright WABCO Automotive Company provides.

General Specification: JED-334-0
Further Technical Data:
Doc. Code: Sheet: To

General Tolerances JED-261

Class	Range of Nominal Dimensions (in mm)				
	≤ 50	> 50 ≤ 180	> 180 ≤ 400	> 400	
Fine	0.5	1.0	1.5	2.0	±3°
Medium (X)	1.0	2.0	3.0	4.0	
Coarse	2.0	3.5	5.0	6.5	

Tapped Holes acc. JED-388-4
(1) Tolerance Class Applied Crossmarked

	Date	Signature
Drawn	2016-10-10	Jaworski
Checked	2016-10-10	Adamski
Expert	Adamski	

Mass: 2.700 kg | Scale: 1:1 (1:2) | Material No.:

Copyright WABCO®

WABCO

BRAKE SIGNAL TRANSMITTER
BREMSWERTGEBER
TRANSMETTEUR DE DONNEES DE FREINAGE
TRANSMETTITORE DI SEGNALE FRENAGGIO

480 002 101 0

Date of first issue	Doc.Code	Language	Sheet
2011-07-06	005	ML	1/1

Size	CE System	ECN No.	Revision	Techn. Resp.	Replacement for
A 0	CREO	170200	5 x C	6860	884 014 353 0

100mm