	MATERIAL MATERIAL MATERIAU MATERIALE		SURFACE PROTECTION OBERFLAECHENSCHUTZ PROTECTION SUPERFICIELLE PROTEZIONE SUPERFICIALE	
I	Al	JED-029M1	Cr	JED-259-1
II	PA6.6	JED-354-1		
III	PBT-GF30	JED-352-1		
IV	Fe	JED-051M4	Zn/Ni	JED-739-3
V	Al	JED-077-1	*6)	JED-007-1
VI	Fe	JED-051M4	Zn/C	JED-256-1
VII	Fe	JED-051M4	Zn/C	JED-256-4
VIII	*4)	JED-024M1		
IX	VMQ	JED-041M1		
X	CuZn37		Sn	*5)
XI	PA6 + PA6.6	JED-557 + JED-484		
XII	NBR	JED-708OM		
XIII		JED-726-3		
XIV	Al	JED-029M1	Cr	JED-259-0

*4) STAINLESS STEEL
NICHTROSTENDER STAHL
ACIER INOXYDABLE
ACCIAIO INOSSIDABILE

*5) COATING LAYER THICKNESS :
SCHICHTDICKE : min.1,5 µm
EPAISSEUR DE REVETEMENT/INCRUSTATION :
SPESSORE RIVESTIMENTO/RIVESTIMENTO CENTRALE:

*6) ANODIC OXIDATION
ANODISCHE OXIDATION
OXIDATION ANODIQUE
OSSIDAZIONE ANODICA

TAPPET CLEARANCE: OBSERVE VEHICLE MANUFACTURER'S INSTALLATION INSTRUCTION
STOESSELSPIEL: EINSTELLVORSCHRIFT DES FAHRZEUGHERSTELLERS BEACHTEN
JEU DE POUSSOIR: OBSERVER LES INSTRUCTIONS POUR INSTALLATION SPECIFIEES PAR LE FABRICANT DU VEHICULE
GIOCO PUNTERIA: OSSERVARE ISTRUZIONI PER L'INSTALLAZIONE SPECIFICATE DAL PRODUTTORE

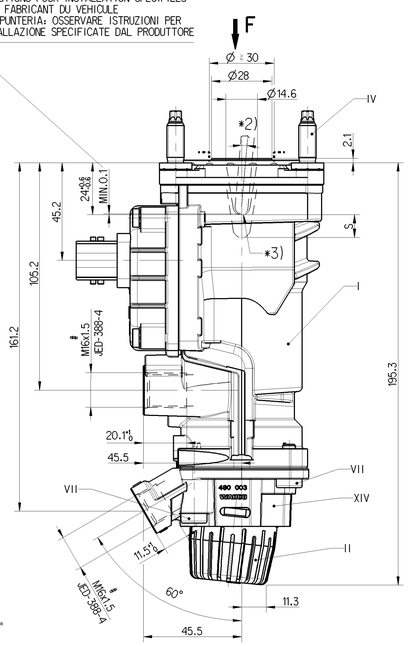

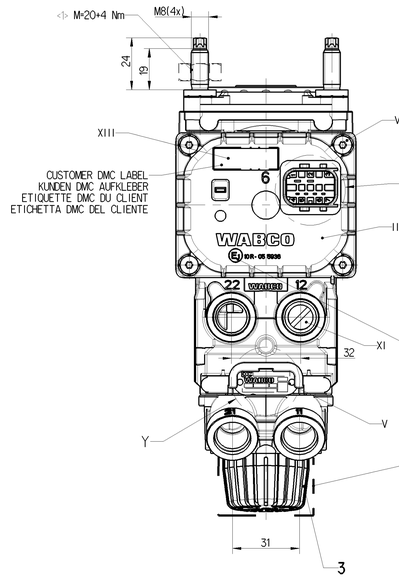

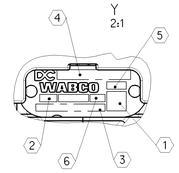

*1) STOP WITHIN THE DEVICE ADMISSIBLE
ANSCHLAG IM GERAET ZULAESSIG
BUTEE DANS L APPARAIL ADMISE
ARRESTO NEL APPARATO AMMISSIBILE

*2) ALL ROUND
ALLSEITIG MAX. 5°
UNIVERSAL
SU CIASCUN LATO

*3) BALL / KUGEL / BILLE / SFERA Ø8 +0.3 0 — ROD / STANGE MAX. Ø7.9 / TIGE / BARRA — WITH BALL-Ø / MIT KUGEL-Ø MAX.7.9 / PAR BILLE-Ø / CON SFERA-Ø

F (MAX. ZULAESSIG 22000N) PERMISSIBLE / ADMISSIBLE / AMMISSIBILE — SEE PRODUCT SPECIFICATION / SIEHE PRODUKT SPEZIFIKATION / VOIR SPECIFICATION DU PRODUIT / VEDERE SPECIFICA DI PRODOTTO

INSPECTION MARK
PRUEFZEICHEN EMV:E1 10R - 05 5936
MARQUE DE CONTROLE
STAMPA DI COLLAUDO

IN THIS ZONE : WATER JETS AND PAINT NOT PERMITTED
IN DIESEM BEREICH : KEIN STRAHLWASSER UND LACK ZULAESSIG
DANS CETTE ZONE : LES JETS D'EAU ET LE VERNIS NE SONT PAS ADMIS
IN QUESTA ZONA : GETTI D'AQUA E VERNICE NON AMMESSI

SURFACE ROUGHNESS: / OBERFLÄCHENRAUHIGKEIT: / RUGOSITÉ DE LA SURFACE: / RUGOSITA DELLA SUPERFICIE: Ra=12.5
FLATNESS: / EBENHEIT: / PLANÉITÉ: / PLANARITÀ: 0.8

1 DATA MATRIX CODE

2 WEEK / YEAR OF MANUFACTURE
FERTIGUNGSWOCHE / -JAHR
SEMAINE / ANNEE DE FABRICATION
SETTIMANA / ANNO DELLA FABRICAZIONE

3 WABCO-DEVICE NUMBER
WABCO-GERAETE NUMMER
WABCO-NUMERO D'APPAREIL
WABCO-NUMERO CODICE DELL APPARECCHIO

4 CUSTOMER NO.
KUNDEN-NR.
NO CLIENT
NO CLIENTE

5 REVISION CODE / ZGS
AENDERUNGSINDEX / ZGS
INDICE DE MODIFICATION / ZGS
INDICE DI MODIFICA / ZGS

6 MANUFACTURING PLANT
PRODUKTIONSSTAETTE JED-225
LIEU DE FABRICATION
LUOGO DI FABRICAZIONE

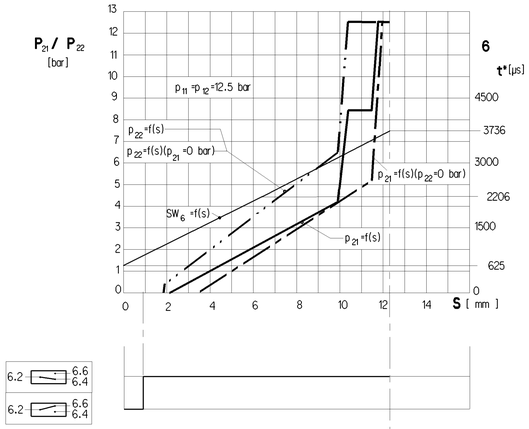

AI FAILURE EPB AND PN. CIRCUIT 2 : NECESSARY STROKE S 13.5 mm / NECESSARY FORCE F 2700 N
BEI AUSFALL EPB UND PN. KREIS 2 : ERFORDERLICHER WEG S 13.5 mm / ERFORDERLICHE KRAFT F 2700 N
EN CAS DE DEFAILLANCE EPB ET PN. CIRCUIT 2 : COURSE NECESSAIRE S 13.5 mm / FORCE NECESSAIRE F 2700 N
IN CASO DI DIFETTO EPB E PN. CIRCUITO 2 : CORSA NECESSAIRIA S 13.5 mm / FORZA NECESSARIA F 2700 N

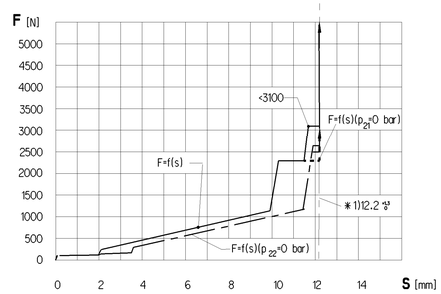

CONNECTOR ACCORDING TO INTERFACE DRAWING
STECKER GEMAESS SCHNITTSTELLENZEICHNUNG 858 000 854 4
CONNECTEUR SUIVANT DESSIN D'INTERFACE DOC.-CODE 007, REV."F"
CONNETTORE SECONDO DISEGNO DI INTERFACCIA

TYCO-INTERFACE DRAWING
TYCO-AUSFUEHRUNGSVORSCHRIFT C-114_18740-1, REV. "D"
TYCO-PRESCRIPTION D'EXECUTION
TYCO-SPECIFICA ESECUZIONE

CODING
KODIERUNG A
CODIFICATION
ESPRESSIONE IN CODICE

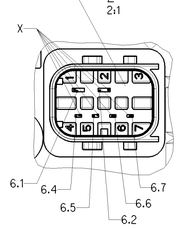

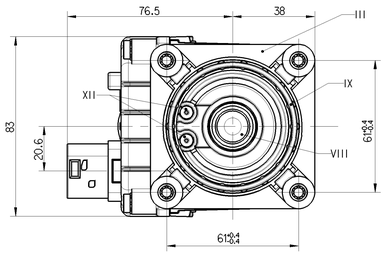

THE DEVICE IS SUITED FOR INSTALLATION ON THE DRIVER'S CAB ONLY
GERAET IST NUR FUER FAHRERHAUSANBAU GEEIGNET
L'APPAREIL EST APTE POUR INSATALLATION A LA CABINE DU CONDUCTEUR SEULEMENT
IL APPARECCHIO E ADATTO ALL'INSTALLAZIONE ALLA CABINA SOLAMENTE

IN A DISTANCE OF 7m: SOUND LEVEL <69 dbA (ISO 3744)
IM ABSTAND VON 7m: SCHALLPEGEL < 69 dbA (ISO 3744)
ATTACHÉ À UNE DISTANCE DE 7m: NIVEAU SONORE < 69 dbA (ISO 3744)
AD UNA DISTANZA DI 7m: LIVELLO SONORO < 69dbA (ISO 3744)

PROTECTION CLASS ACC: TO VDE 0580
SCHUTZKLASSE NACH VDE 0580
CLASSE DE PROTECTION SELON VDE 0580
CLASSE DI PROTEZIONE SECONDO VDE 0580

TYPE OF PROTECTION : COMPLETE DEVICE WITH MOUNTED COUPLING : IP 6K6K , IP 6K9K
SCHUTZART : KOMPLETTES GERAET MIT MONTIERTER KUPPLUNG :
MODE DE PROTECTION : APPAREIL COMPLET AVEC L'ACCOUPLEMENT MONTE :
TIPO DI PROTEZIONE : APPARECCHIO COMPLETO CON ACCOPPIAMENTO MONTATO :

: ELECTRIC TERMINALS WITHOUT MOUNTED COUPLING : IP 6K7
: ELEKTRISCHE ANSCHLUESSE OHNE MONTIERTER KUPPLUNG :
: BORNES ELECTRIQUES SANS L'ACCOUPLEMENT MONTE :
: TERMINALI ELETTRICI SENZA ACCOPPIAMENTO MONTATO :

PERMISSIBLE LEAKAGE: SEE PRODUCT SPECIFICATION
ZULAESSIGE LECKAGE: SIEHE PRODUKTSPEZIFIKATION
FUITE ADMISE: VOIR SPECIFICATION DU PRODUIT
FUGA AMMESSA: VEDERE SPECIFICA DI PRODOTTO

NOMINAL DIAMETER 12 -> 22 : Ø6 mm
NENNWEITE 11 -> 21 : Ø5 mm
DIAMETRE NOMINAL 22 -> 3 : Ø5.4 mm
DIAMETRO NOMINALE 21 -> 3 : Ø5 mm

PERMISSIBLE PRESSURE :
ZULAESSIGER DRUCK : pe = MAX.15 bar
PRESSION ADMISSIBLE :
PRESSIONE AMMISSIBILE :

WORKING PRESSURE :
BETRIEBSDRUCK : pe = 12.5 bar
PRESSION D'UTILISATION :
PRESSIONE DI ESERCIZIO :

WORKING MEDIUM : AIR (WATER-,OIL-AND ALCOHOL CONTAINING)
ARBEITSMEDIUM : LUFT (WASSER-,OEL-UND ALKOHOLHALTIG)
FLUIDE D'UTILISATION : AIR (CHARGE D' EAU,D'HUILE ET D' ALCOOL)
FLUIDO DI ESERCIZIO : ARIA (ACQUOSO,OLEIFERO E ALCOOLOSO)

AMBIENT ENVIRONMENT : AIR (WATER-,SALT-; DUST-AND OIL CONTAINING)
UMGEBUNGSMEDIUM : LUFT (WASSER-,SALZ-;STAUB-UND OELHALTIG)
FLUIDE AMBIENT : AIR (CHARGE D' EAU,DE SEL; DE POUSSIERE ET D' HUILE)
FLUIDO AMBIENTE : ARIA (ACQUOSO,SALE; POLVERO E OLEIFERO)

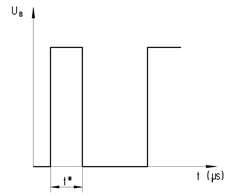

6.2	+ (U_B = 12...32V DC)
6.1	0V
6.4 / 6.6	
6.5	t* F=198 Hz
6.7	t* F=202 Hz

MINIMUM CONTACT SURFACE AT PEDAL PLANT FOR SEALING
MINDESTANLAGEFLAECHE AN PEDALANLAGE ZUR ABDICHTUNG
SURFACE DE CONTACT MINIMALE AVEC PEDALIER POUR EFFECTEUR L'ETANCHEMENT
SUPERFICIE DI CONTATTO MINIMALE CON PEDALIERA PER TENUTA STAGNA

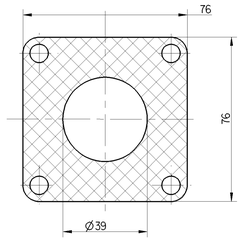

THERMAL RANGE OF APPLICATION :
THERMISCHER ANWENDUNGSBEREICH : -40°C .... +80°C
GAMME D'UTILISATION THERMIQUE :
TEMPERATURA DI ESERCIZIO :

SEE PRODUCT SPECIFICATION
SIEHE PRODUKT SPEZIFIKATION
VOIR SPECIFICATION DU PRODUIT
VEDERE SPECIFICA DI PRODOTTO

SHORT TERM RESISTANCE TO HEAT :
KURZZEITIGE WAERMEBESTAENDIGKEIT : MAX. 110° C AT 1h
RESISTANCE THERMIQUE TEMPORAIRE :
RESISTANZA TERMICA PER BREVE PERIODO :

WITHOUT FUNCTION
OHNE FUNKTION
SANS FONCTION
SENZA FUNZIONE

OPERATING VOLTAGE :
BETRIEBSSPANNUNG : 24 +8 -12 V DC
TENSION DE SERVICE :
TENSIONE DI ESERCIZIO :

CURRENT CONSUMPTION :
STROMAUFNAHME : 6.2 : MAX.200mA
CONSOMMATION DE COURANT :
ASSORBIMENTO DI CORRENTE :

LOAD-CARRYING CAPACITY :
BELASTBARKEIT 6.4 / 6.6 : ≤10mA , OHMSCHE LAST
CAPACITE DE CHARGE :
CAPACITA DI CARICO :

OUTLET :
AUSGANG 6.5 / 6.7 : PWM-SIGNAL Imax. 20mA , Ri = 100KΩ
SORTIE :
USCITA :

FOR FURTHER TECHNICAL DATA SEE PRODUCT SPECIFICATION DOCUMENT N° :
WEITERE TECHNISCHE DATEN SIEHE PRODUKTSPEZIFIKATION-DOKUMENTEN NR: : 480 003 058 0
POUR AUTRES DONNEES TECHNIQUES VOIR PRODUCT SPECIFICATIN N° : (CODE 035)
PER ULTERIORI DATI TECHNICI VEDERE SPECIFICA DI PRODOTTO DOCUMENTO N° :

HANDLING, STORAGE, PACKAGING, PRESERVATION AND DELIVERY
HANDHABUNG, LAGERUNG, VERPACKUNG, KONSERVIERUNG UND VERSAND 480 020 000 0 (DOC 035)
MANUTENTION, STOCKAGE, CONDITIONNEMENT, PRESERVATION ET LIVRAISON
MOVIMENTAZIONE, IMMAGAZZINAMENTO, IMBALLAGGIO, CONSERVAZIONE E CONSEGNA

MAX. LEAKAGE, DURING PRESSURE MAINTENANCE OR WHILE NOT OPERATED, NEW DEVICE :
MAX. LECKAGE , DRUCKHALTEND ODER UNBETAETIGT, NEUGERAET : ≥-20° ... +80°C : 10 cm³/min. (DIN 1343)
FUITE MAXI, PENDANT LA FONCTION "MAINTENIR LA PRESSION" OU SANS ACTIONNEMENT, APPAREIL NOUVEAU : -40° ... -20°C : 1500 cm³/min. (DIN 1343)
FUGA MASSIMA, DURANTE LA FUNZIONE "MANTENERE LA PRESSIONE" O SENZA AZIONAMENTO, APPARECCHIO NUOVO :

SAFETY CHARACTERISTICS
SICHERHEITSMERKMALE
CARACTÉRISTIQUES DE SÉCURITÉ (1x)
CARATTERISTICHE DI SICUREZZA

SUITABLE FOR :
GEEIGNET FUER : VOSS 232 / NG8 #
APTE POUR :
ADATTA PER : # 2:1

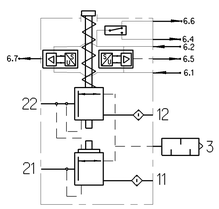

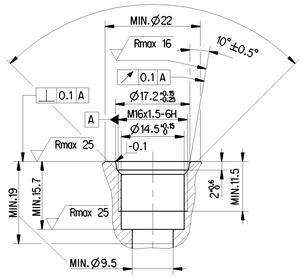

PERMISSIBLE INSTALLATION POSITION
ZULAESSIGE EINBAULAGE
POSITION D'INSTALLATION ADMISE
POSIZIONE DI MONTAGGIO AMMESSA

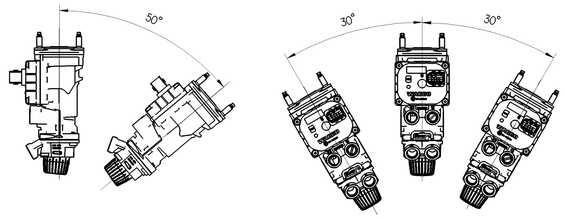

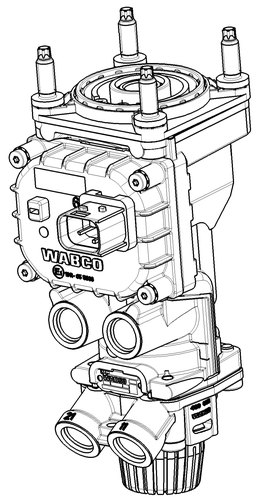

11 / 12	SUPPLY VORRAT ALIMENTATION ALIMENTAZIONE
21 / 22	OUTLET AUSGANG SORTIE USCITA
3	EXHAUST ENTLUEFTUNG ECHAPPEMENT SCARICO
6	ELECTRICAL CONNECTION ELEKTRISCHER ANSCHLUSS CONNEXION ELCTRIQUE CONNESSIONE ELETTRICA

	# (M16x1.5)
TIGHTENING TORQUE ACCORDING TO JED-366 ANZIEHDREHMOMENT ENTSPRECHEND JED-366 COUPLE DE SERRAGE SUIVANT JED-366 COPPIA DI SERRAGIO SECONDO JED-366	MAX. 34 Nm

Copyright WABCO®

General Specification - JED-334-1 - Size ISO 14405 LP
Further Technical Data
Doc.-Code: Sheet: To

General Tolerances JED-261

Class 11	Range of Nominal Dimensions (in mm) ≤ 50	> 50 ≤ 180	> 180 ≤ 400	> 400	
Fine	0.5	1.0	1.5	2.0	±5°
Medium X	1.0	2.0	3.0	4.0	
Coarse	2.0	3.5	5.0	6.5	

Tapped Holes acc.: JED-388-4
11 Tolerance Class Applied Crossmarked

Date	Signature
2015-07-16	Elze (Drawn)
2015-07-28	Fabian (Checked)
	Fabian (Expert)

Mass 1:350 Scale 1:1 (2:1) Material No.
Size A0 CAD System CREO
Date of first issue: 2015-07-28
Doc.-Code: 005 Language: ML Sheet: 1/1
ECN-No. - Revision - Techn. Resp. 6860 Replacement for 480 003 038 0
100mm

WABCO

BRAKE SIGNAL TRANSMITTER
BREMSWERTGEBER
TRANSMETTEUR DE DONNEES DE FREINAGE
TRANSMETTITORE DI SEGNALE FRENAGGIO

480 003 058 0