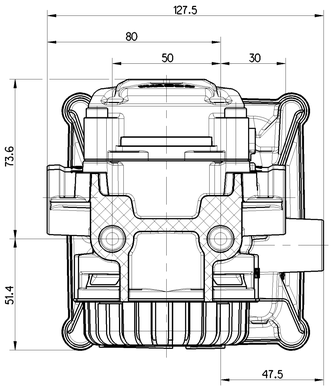

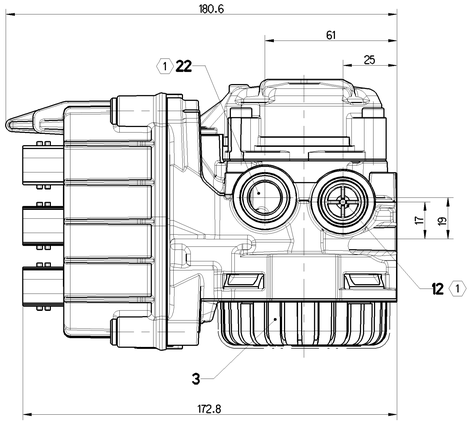

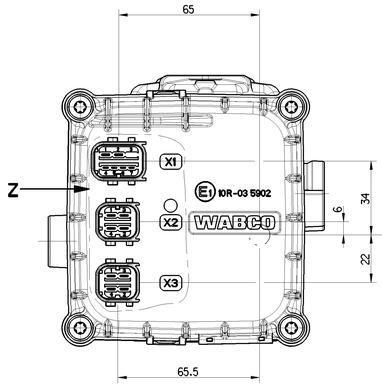

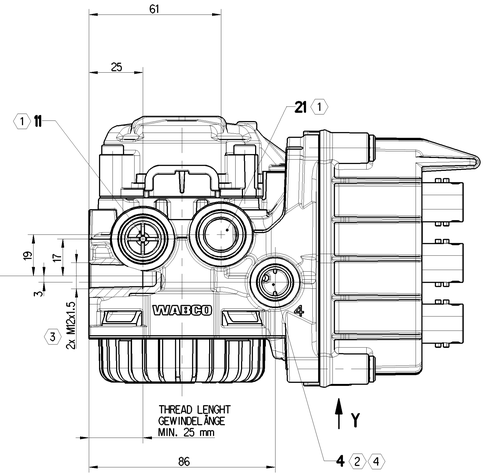

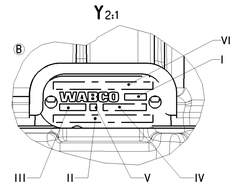

I MANUFACTURING PLANT
PRODUKTIONSSTAETTE

II WABCO-DEVICE NUMBER
WABCO-GERAETE NUMMER

III WEEK / YEAR OF MANUFACTURE
FERTIGUNGSWOCHE / -JAHR

IV REVISION CODE / ZGS
AENDERUNGSINDEX / ZGS

V DATA MATRIX CODE
DATAMATRIX-CODE

VI COUNTRY OF ORIGIN
WARENURSPRUNGSLAND

CONNECTOR ACCORDING TO INTERFACE DRAWING: 858 000 854 4 (5)
STECKER GEMAESS SCHNITTSTELLENZEICHNUNG: DOC-Code 007, Rev. "F"

TYCO-INTERFACE DRAWING: C-114-18740-1
TYCO-AUSFUEHRUNGSVORSCHRIFT: Rev. "D"

CODING:
KODIERUNG: A

CONNECTOR ACCORDING TO INTERFACE DRAWING: 858 000 852 4 (5)
STECKER GEMAESS SCHNITTSTELLENZEICHNUNG: DOC-Code 007, Rev. "D"

TYCO-INTERFACE DRAWING: C-114-18739-1
TYCO-AUSFUEHRUNGSVORSCHRIFT: Rev. "D"

CODING:
KODIERUNG: B

CONNECTOR ACCORDING TO INTERFACE DRAWING: 858 000 852 4 (5)
STECKER GEMAESS SCHNITTSTELLENZEICHNUNG: DOC-Code 007, Rev. "D"

TYCO-INTERFACE DRAWING: C-114-18739-1
TYCO-AUSFUEHRUNGSVORSCHRIFT: Rev. "D"

CODING:
KODIERUNG: A

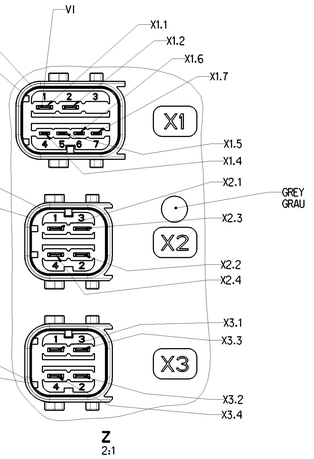

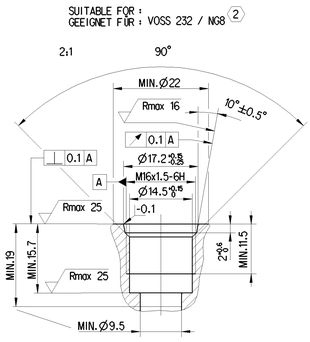

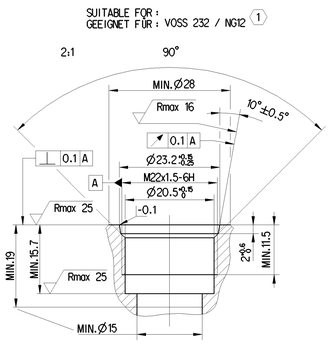



(4) ATTENTION: PORT 4 (BACK-UP PORT) SHALL NOT BE CLOSED WITH FILLER PLUG
ACHTUNG: ANSCHLUSS 4 (REDUNDANZ) DARF NICHT MIT BLINDSTOPFEN VERSCHLOSSEN WERDEN

(5) COVER WHEN PAINTING ON THE VEHICLE
BEI LACKIERUNG IM FAHRZEUG ABDECKEN

(6) DEVICE DESIGNED FOR INSTALLATION ON THE VEHICLE FRAME
GERÄT IST FÜR DEN RAHMENANBAU VORGESEHEN

BEARING SURFACE
AUFLAGEFLAECHE

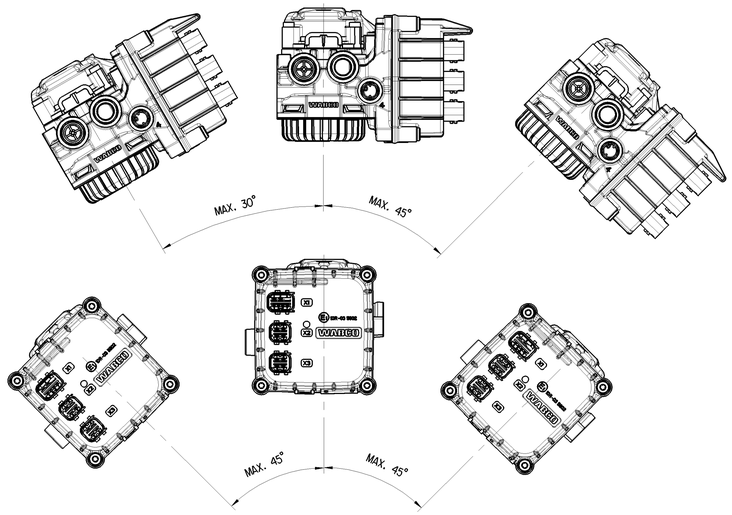

PERMISSIBLE INSTALLATION POSITION
ZULAESSIGE EINBAULAGE

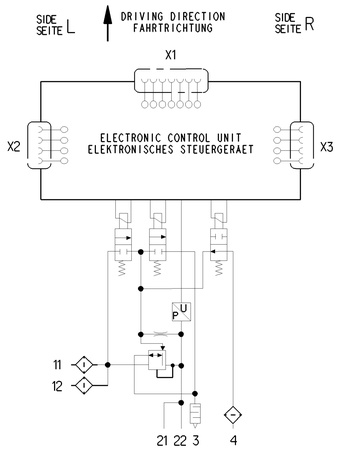

PORT NUMBER ANSCHLUSSNUMMER	PORT SIZE ANSCHLUSSGRÖßE	MAX. TORQUE MAX. ANZUGSMOMENT
11	M22x1.5 JED-388-4	53 Nm (1)
12	M22x1.5 JED-388-4	53 Nm (1)
21	M22x1.5 JED-388-4	53 Nm (1)
22	M22x1.5 JED-388-4	53 Nm (1)
4	M16x1.5 JED-388-4	34 Nm (2)

TORQUE ANZUGSMOMENT	(3) MAX. 110 Nm	
LENGTH OF ENGAGEMENT EINSCHRAUBLAENGE	>17 mm	

General Specification: JED-3341-1 Size ISO 14405 LP							
Further Technical Data: 480 106 300 0							
Doc. Code: 035 Sheet: To 89							
General Tolerances JED-261							
		Range of Nominal Dimensions (in mm)					
Class	11	≥ 50	> 50 ≥ 180	> 180 ≥ 400	> 400		
Fine		0.5	1.0	1.5	2.0	±3°	
Medium	X	1.0	2.0	3.0	4.0		
Coarse		2.0	3.5	5.0	6.5		
Tapped Holes acc. JED-388-4							
11 Tolerance Class Applied Crosshatched							

Copyright WABCO®

Date	Drawn	Signature
2019-08-02	Kolkowski	
Checked		
2019-08-02	Powlowski	
Date	Name	
B	Powlowski	

WABCO

EBS AXLE MODULATOR
EBS-ACHSMODUALTOR

Mass	Scale	Material No.	Date of first issue: 2018-12-07
1.600 kg	1:1 (2:1)	480 106 300 0	Doc.Code 005 / Language DE / Sheet 1/2

Size	CAD System	ECN-No.	Revision	Textn. Reg.	Replacement for
A 0	CREO	502188	2 x B	6840_AM	-

100mm

SOFTWARE STATUS :
SOFTWARESTAND : AM040069

WORKING MEDIUM : COMPRESSED AIR (WATER AND OIL CONTAINING; SEE PRODUCT SPECIFICATION)
ARBEITSMEDIUM : DRUCKLUFT (WASSER- UND OELHALTIG, SIEHE PRODUKTSPEZIFIKATION)

THERMAL RANGE OF APPLICATION : FOR FURTHER INFORMATIONS SEE TECHNICAL SPECIFICATION
THERMISCHER ANWENDUNGSBEREICH : -40° ... +90°C WEITERE INFORMATIONEN SIEHE TECHNISCHE SPEZIFIKATION

SHORT TERM RESISTANCE TO HEAT (UNPRESSURIZED, CURRENTLESS, WITHOUT FUNCTION) : MAX. 1h AT 110°C OR MAX. 2h AT 95°C
KURZZEITIGE WAERMEBESTAENDIGKEIT (DRUCKLOS, STROMLOS, OHNE FUNKTION): MAX. 1h BEI 110°C ODER MAX. 2h BEI 95°C

WORKING PRESSURE (SUPPLY) :
BETRIEBSDRUCK (VORRAT) : p_e = min. 10 bar max. 13 bar

MAX. PERMISSIBLE WORKING PRESSURE (SUPPLY) : TEMPORARY WITHOUT FUNCTION
MAX. ZULAESSIGER BETRIEBSDRUCK (VORRAT) : p_e = 15 bar KURZZEITIG OHNE FUNKTION

VOLTAGE TERMINAL :
SPANNUNG ANSCHLUSS X2.1 / X2.2 : $24^{+8}_{-9.5}$ V

MAX. CURRENT TERMINAL : DIRECT CURRENT
MAX. STROM ANSCHLUSS X2.1 / X2.2 : 3.5 A / 10 bar (p_{21}, p_{22}) GLEICHSTROM

DATA TRANSFER : ACCORDING TO
DATENUEBERTRAGUNG (X2 / X3) : CAN NACH ISO 11898

TYPE OF PROTECTION : COMPLETE DEVICE WITH MOUNTED COUPLING :
SCHUTZART : KOMPLETTES GERAET MIT MONTIERTER KUPPLUNG : IP 6K6K , IP 6K9K

: ELECTRIC TERMINALS WITHOUT MOUNTED COUPLING :
: ELEKTRISCHE ANSCHLUESSE OHNE MONTIERTER KUPPLUNG : IP 6K7

PROTECTION CLASS ACC. TO
SCHUTZKLASSE NACH DIN VDE 0580

TENSION FREE MOUNTING OF THE LINES
SPANNUNGSFREIE MONTAGE DER LEITUNGEN

HANDLING, STORAGE, PACKAGING, PRESERVATION AND DELIVERY
HANDHABUNG, LAGERUNG, VERPACKUNG, KONSERVIERUNG UND VERSAND 480 020 000 0 (DOC 035)

MAX. LEAKAGE: DURING PRESSURE MAINTENANCE , NEW DEVICE : > -20°...+90°C : 10 cm^3/min. (DIN1343)
MAX. LECKAGE: DRUCKHALTEND , NEUGERÄT : > -30°...-20°C : 1500 cm^3/min.
-40°...-30°C : 20000 cm^3/min.

MAX. LEAKAGE: WHILE NOT OPERATED, NEW DEVICE : > -20°...+90°C : 10 cm^3/min. (DIN1343)
MAX. LECKAGE: UNBETÄTIGT, NEUGERÄT : -40°...-20°C : 100 cm^3/min.

SOUND LEVEL IN A DISTANCE OF 7M :
SCHALLPEGEL IM ABSTAND VON 7M : <69 dBA ACCORDING TO NACH ISO 3744

INSPECTION MARK
PRUEFZEICHEN EMV: E1 10R-03 5902

NOMINAL DIAMETER 11 ; 12 -> 21; 22: ≧ Ø10mm
NENNWEITE 21 ; 22 -> 3 : ≧ Ø9mm

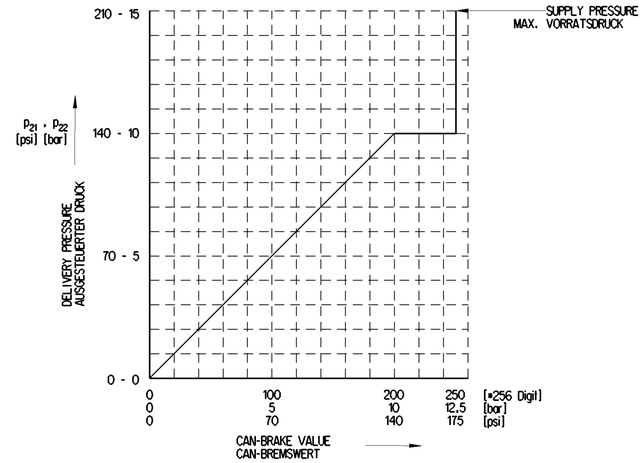

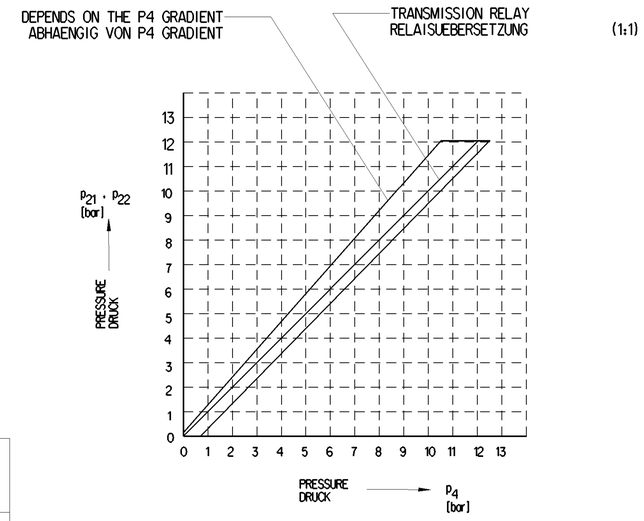

PORT PORT	ANSCHLUSS ATTACCO	
SIDE L SEITE L	SIDE R SEITE R	FUNCTION FUNKTION
11	12	SUPPLY, ENERGIEZUFLUSS VOM VORRAT
4		BACK UP PORT, REDUNDANZANSCHLUSS
21	22	DELIVERY (DIRECT), ENERGIEABFLUSS (DIREKT)
31	32	EXHAUST, ANSCHLUSS ATMOSPHAERE
X1		WHEEL SPEED SENSOR, ADDITIONAL AXLE SELECTION RADDREHZAHLSENSOR, ZUSATZACHSSELEKTIERUNG
X1.1		ADDITIONAL AXLE IN, ZUSATZACHSE EINGANG
X1.2		ADDITIONAL AXLE OUT, ZUSATZACHSE AUSGANG
X1.3		NOT CONNECTED, NICHT BELEGT
X1.4		SENSOR HIGH L, SENSOR HIGH L
X1.5		SENSOR LOW L, SENSOR LOW L
X1.6		SENSOR HIGH R, SENSOR HIGH R
X1.7		SENSOR LOW R, SENSOR LOW R
X2		CAN,SUPPLY CAN, VERSORGUNG
X2.1		GROUND, MASSE
X2.2		Ub
X2.3		CAN HIGH 1, CAN HIGH 1
X2.4		CAN LOW 1, CAN LOW 1
X3		CAN
X3.1		CAN GROUND OUT
X3.2		CAN GROUND IN
X3.3		CAN HIGH 2, CAN HIGH 2
X3.4		CAN LOW 2, CAN LOW 2

General Specification: JED-334-0
Further Technical Data: 480 106 301 0
Doc. Code: 035 Sheet: To
General Tolerances JED-261

Class 1)	Range of Nominal Dimensions (± mm) ≤ 50	> 50 ≤ 180	> 180 ≤ 400	> 400	∢
Fine	0.5	1.0	1.5	2.0	
Medium X	1.0	2.0	3.0	4.0	±3°
Coarse	2.0	3.5	5.0	6.5	

Tapped Holes acc. JED-388-4
1) Tolerance Class Applied Crossmarked

Copyright WABCO®

Date	Signature
Drawn 2019-08-02	Kolkowski
Checked 2019-08-02	Pawlowski
Expert Pawlowski	

WABCO

EBS AXLE MODULATOR
EBS-ACHSMODUALTOR

Mass	Scale	Material No.	Date of first issue: 2018-12-07
1.600 KG	1:1	480 106 300 0	Doc.-Code 005 / Language DE / Sheet 2/2
Size A 1	CAD System CREO	ECN-No. 502188 / Revision 2 x B / Techn. Resp. 6840_AM	Replacement for -

100mm

Tutte Comunicazioni su riproduzione da questo documento, buona esplorazione o comunicazione di suo contenuto sono interdetto, salvo autorizzazione scritta. Tutti i diritti di proprietà industriale riservati, soprattutto di brevetto e di modelli di utilità. Non è permesso consegnare a terzi o riprodurre questo documento, né utilizzare e comunicare il contenuto a nessuno comunque noto o terzi senza autorizzazione scritta. Sono riservati i diritti di proprietà industriale, soprattutto quelli di brevetto e modello.
Copying of this document and giving it to others and the use or communication of the contents thereof, are forbidden without express authority. Offenders are liable to the payment of damages. All rights are reserved in the event of the grant of patent or registration of a utility model or design. This document is the subject of copyright.
Weitergabe sowie Vervielfältigung dieser Unterlage, Verwertung und Mitteilung ihres Inhalts nicht gestattet, soweit nicht ausdrücklich zugesichert. Zuwiderhandlungen verpflichten zu Schadensersatz. Alle Rechte für den Fall der Patent-, Gebrauchsmuster- oder Geschmacksmustereintragung vorbehalten.
Toute Communication ou reproduction de ce document, toute exploitation ou communication de son contenu sont interdites, sauf autorisation écrite. Tous droits de propriété industrielle réservés, notamment en matière de brevets et de modèles.