THE VALVE CORRESPONDS TO THE REGULATIONS FOR ELECTROMAGNETIC DEVICES ACCORDING TO VDE 0580
GERAET ENTSPRICHT DEN BESTIMMUNGEN FUER ELEKTROMAGNETISCHE GERAETE NACH VDE 0580
LA VALVE CORRESPONDE ALLE CONDITIONS POUR DES APPAREILS ELECTROMAGNETIQUES SUIVANT VDE 0580
LA VALVOLA CORRISPONDE ALLE CONDIZIONI PER APPARECCI ELETTROMAGNETICI SECONDO VDE 0580

1.1 WORKING MEDIUM : AIR (CONTAINING WATER, OIL AND ALCOHOL)
ARBEITSMEDIUM : LUFT (WASSER, OEL- UND ALKOHOLHALTIG)
FLUIDE D'UTILISATION: AIR (CHARGE D'EAU, D'HUILE ET D'ALCOOL)
FLUIDO DI ESERCIZIO : ARIA (CONTENENTE ACQUA, OLIO ED ALCOOL)

1.2 AMBIENT MEDIUM : AIR (CONTAINING WATER, SALT, DUST AND OIL)
UMGEBUNGSMEDIUM: LUFT (WASSER-, SALZ-, STAUB- UND OELHALTIG)
FLUIDE AMBIANT : AIR (CHARGE D'EAU, DE SEL, DE POUSSIERE ET D'HUILE)
FLUIDO AMBIENTE: ARIA (CONTENENTE ACQUA, SALE, POLVERO ED OLIO)

2.1 THERMAL RANGE OF APPLICATION UNDER NORMAL AMBIANT CONDITIONS :
THERMISCHER ANWENDUNGSBEREICH UNTER NORMALEN UMGEBUNGSBEDINGUNGEN : -40°...+80°C
PLAGE DE TEMPERATURE EN UTILISATION CONTINUE DE :
CAMPO D'APPLICAZIONE TERMICA NELLE NORMALI CONDIZIONI AMBIENTALI :

2.2 SHORT TERM RESISTANCE TO HEAT :
KURZZEITIGE WAERMEBESTAENDIGKEIT : MAX. 110°C AT 1h
RESISTANCE THERMIQUE TEMPORAIRE :
RESISTANZA TERMICA PER BREVE PERIODO :

3.1 WORKING PRESSURE (SUPPLY) :
BETRIEBSDRUCK (VORRAT) : p_e = 8.5 bar
PRESSION D'UTILISATION (ALIMENTATION) :
PRESSIONE DI ESERCIZIO (ALIMENTAZIONE) :

3.2 MAX. PERMISSIBLE WORKING PRESSURE (WITHOUT FUNCTION) (SUPPLY) :
MAX. ZULAESSIGER BETRIEBSDRUCK (OHNE FUNKTION) (VORRAT) : p_e = 13 bar
PRESSION D'UTILISATION MAXI ADMISSIBLE (SANS FONCTION) (ALIMENTATION) :
PRESSIONE DI ESERCIZIO MAX. AMMISSIBILE (SENZA FUNZIONE) (ALIMENTAZIONE) :

4 MIN. FLOW PASSAGE /NOMINAL DIAMETER : PORT 11 - 22 :
MIN. DURCHFLUSSOEFFNUNG /NENNWEITE : ANSCHLUSS 11 -22 : 78.5mm ²/ NW 10
MIN. ORIFICE CALIBRE /DIAMETRE NOMINAL : ORIFICE 11 - 22 :
MIN. PASSAGGIO LIBERO /DIAMETRO NOMINALE: ORIFIZIO 11 - 22 :

5 VOLTAGE (PRESSURE SENSOR) :
SPANNUNG (DRUCKSENSOR) : 24 +8/-6.5 V
TENSION (CAPTEUR DE PRESSION) :
TENSIONE (SENSORE DI PRESSIONE) :

5.1 MAX. CONTINUOS VOLTAGE BETWEEN PORTS 6.4 AND 6.5 : 8V
MAX. DAUERSPANNUNG ZWISCHEN ANSCHLUSS 6.4 UND 6.5 : 8V
TENSION PERMANENTE MAX. ENTRE ORIFICE 6.4 ET 6.5 : 8V
TENSIONE PERMANENTE MAX. FRA ORIFIZIO 6.4 E 6.5 : 8V

6 MAX. CURRENT (SOLENOID) :
MAX. STROM (MAGNET) : I_{max} = 1.4 A / 8 bar
COURANT MAX. (AIMENT) :
CORRENTE MAX. (SOLENOIDE) :

DIRECT CURRENT U [V]
GLEICHSTROM
COURANT CONTINU
CORRENTE CONTINUA

7 OUTPUT PRESSURE :
AUSGANGSDRUCK : p_{22} =8 bar / ED = 100%
PRESSION DE SORTIE :
PRESSIONE D'USCITA :

8 DEGREE OF PROTECTION : COMPLETE DEVICE WITH MOUNTED COUPLING :
SCHUTZART : KOMPLETTES GERAET MIT MONTIERTER KUPPLUNG : IP 66, IP 69 K
DEGRE DE PROTECTION : APPAREIL COMPLET AVEC L' ACCOUPLEMENT MONTE :
GRADO DI PROTEZIONE : APPARECCHIO COMPLETTO CON ACCOPIAMENTO MONTATO :

ELECTRIC TERMINALS WITH MOUNTED COUPLING :
ELEKTRISCHE ANSCHLUESSE MIT MONTIERTER KUPPLUNG : IP 67
BORNES ELECTRIQUES AVEC L' ACCCOUPLEMENT MONTE :
TERMINALI ELETTRICI CON ACCOPIAMENTO MONTATO :

9 PROTECTION CLASS :
SCHUTZKLASSE : III
CLASSE DE PROTECTION :
CLASSE DI PROTEZIONE :

10 INSTALLATION LIMITATIONS : ***
EINBAUBESCHRAENKUNGEN :
RESTRICTIONS D'INSTALLATION :
LIMITAZIONE DI MONIAGGIO :

CHARACTERISTIC CURVE PRESSURE SENSOR
KENNLINIE DRUCKSENSOR
COURBE CARACTERISTIQUE CAPTEUR DE PRESSION
CURVA CARATTERISTICASENSORE DI PRESSIONE

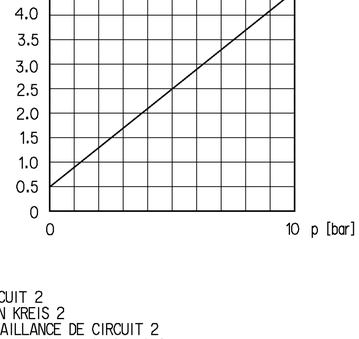

* CHARACTERISTIC CURVE BRAKING SYSTEM OK OR FAILURE OF CIRCUIT 2
KENNLINIE INTAKTE BREMSANLAGE BZW AUSFALL VON KREIS 2
COURBE CARACTERISTIQUE DISPOSITIF DE FREINAGE INTACT OU DEFAILLANCE DE CIRCUIT 2
CURVA CARATTERISTICA DISPOSITIVO DI FRENATURA INTATTO O DIFETTO DEL CIRCUITO 2

** CHARACTERISTIC CURVE FAILURE OF CIRCUIT
KENNLINIE AUSFALL VON KREIS 1 (p_{11} = 8 bar)
COURBE CARACTERISTIQUE DEFAILLANCE DU CIRCUIT
CURVA CARATTERISTICA DIFETTO DEL CIRCUITO

FURTHER TECHNICAL DATA SEE PRODUCT SPECIFICATION.
WEITERE TECHNISCHE DATEN SIEHE PRODUKT SPEZIFIKATION.
POUR INFORMATION COMPLEMENTAIRES VOIR LES SPECIFICATION DU PRODUIT.
PER INFORMAZIONI ULTERIORI VEDI LA SPECIFICAZIONE DEL PRODOTTO.

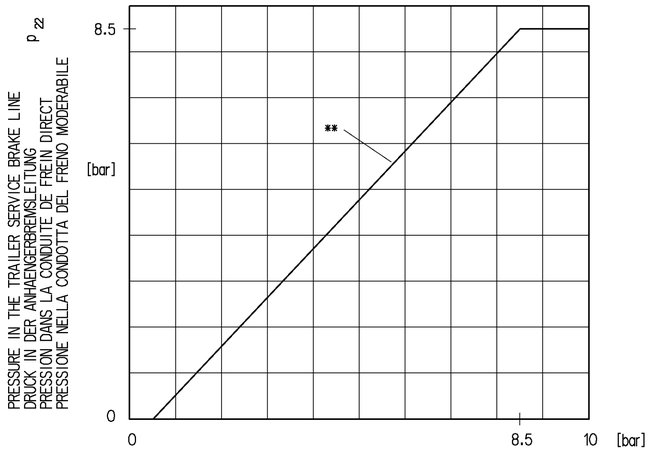

PRESSURE IN THE SERVICE BRAKE LINE
DRUCK IN DER BETRIEBSBREMSLEITUNG
PRESSION DANS LA CONDUITE DE FREIN DE SERVICE p_{42}
PRESSIONE NELLA CONDOTTA DEL FRENO DI SERVICIO

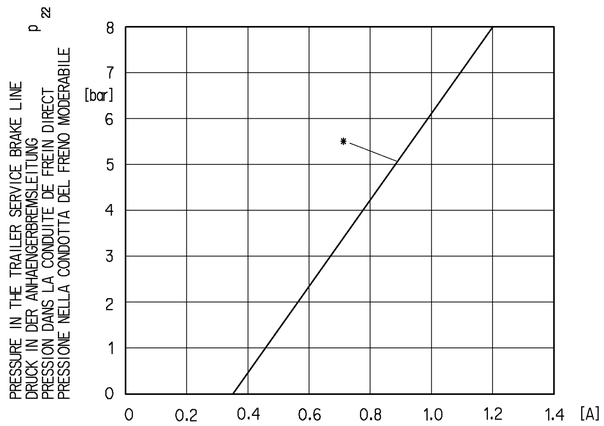

CURRENT AT THE PROPORTIONAL VALVE
STROM AM PROPORTIONALVENTIL I_{41}
COURANT A LA VANNE PROPORTIONNELLE
CORRENTE ALLA VALVOLA PROPORZIONALE

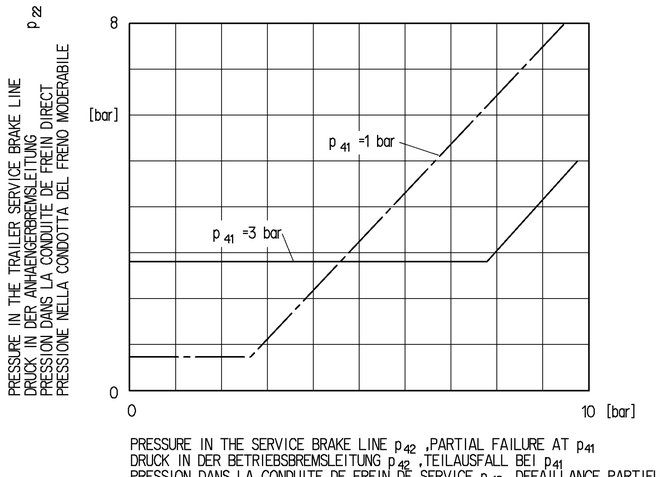

PRESSURE IN THE SERVICE BRAKE LINE p_{42} ,PARTIAL FAILURE AT p_{41}
DRUCK IN DER BETRIEBSBREMSLEITUNG p_{42} ,TEILAUSFALL BEI p_{41}
PRESSION DANS LA CONDUITE DE FREIN DE SERVICE p_{42} ,DEFAILLANCE PARTIELLE A p_{41}
PRESSIONE NELLA CONDOTTA DEL FRENO DI SERVICIO p_{42} ,GUASTO PARZIALE A p_{41}

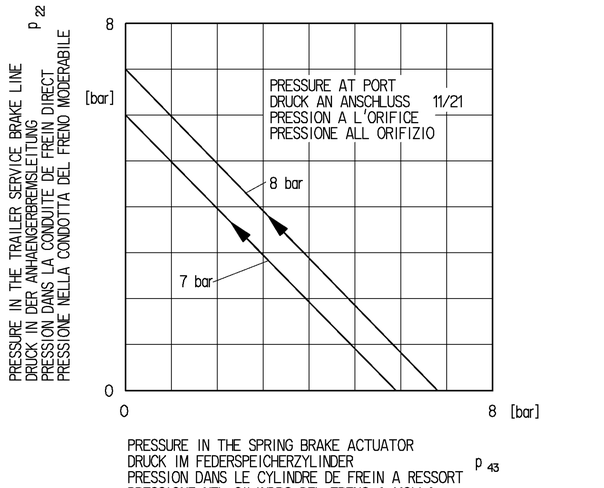

PRESSURE IN THE SPRING BRAKE ACTUATOR
DRUCK IM FEDERSPEICHERZYLINDER p_{43}
PRESSION DANS LE CYLINDRE DE FREIN A RESSORT
PRESSIONE NEL CILINDRO DEL FRENO A MOLLA

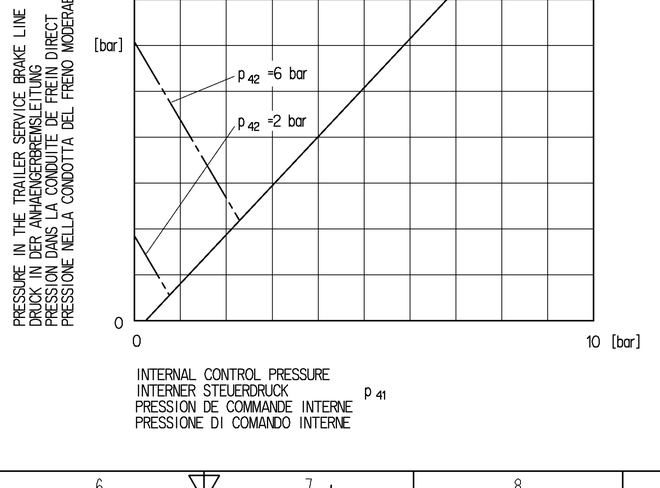

INTERNAL CONTROL PRESSURE
INTERNER STEUERDRUCK p_{41}
PRESSION DE COMMANDE INTERNE
PRESSIONE DI COMANDO INTERNE

GENERAL SPECIFICATION: JED-334-0									Pro/ENGINEER DRAWING COPYRIGHT			WABCO
FURTHER TECHNICAL DATA:									DATE	SIGNATURE		TRAILER CONTROL VALVE
DOC. CODE:		SHEET:	TO	084435	O	02-11-08			DRAWN			ANHAENGERSTEUERVENTIL
GENERAL TOLERANCES				079114	N	01-09-20			97-01-15	RABE		VALVOLA DI COMANDE DE REMORQUE
	RANGE OF NOMINAL DIMENSIONS (± mm)			079127	M	01-05-31			CHECKED			VALVOLA COMANDO RIMORCHIO
	> 50	> 180		071104	K	99-04-28			97-01-15	HAEMPKE		
CLASS 1)	≤ 50	≤ 180	≤ 400	068593	J	99-04-01			EXPERT CODE			
FINE	0.5	1.0	1.5	2.0	068554	H	98-12-09		7 5 1			
MEDIUM X	1.0	2.0	3.0	4.0	±3°	068517	G	98-10-29	MASS	SCALE	PRODUCT IDENTIFICATION NO.	
COARSE	2.0	3.5	5.0	6.5		068504	F	98-10-02	KG		480 204 001 0	
TAPPED HOLES ACC. ISO 4039 / JED-152						065810	E	99-01-30	SIZE	TRI		
1) TOLERANCE CLASS APPLIED CROSSMARKED						DCN-NO.	REV.	DATE	A 1	141		

FUNCTION CODE	SHAPE CODE	PRODUCT TYPE	REPLACEMENT FOR	DOC. CODE	SHEET
		0 2	480 204 000 0	605	2/2

Dwg.: 4802040010____605 0.F VALIDATION
TMI.: 4802040010____A02 F.1