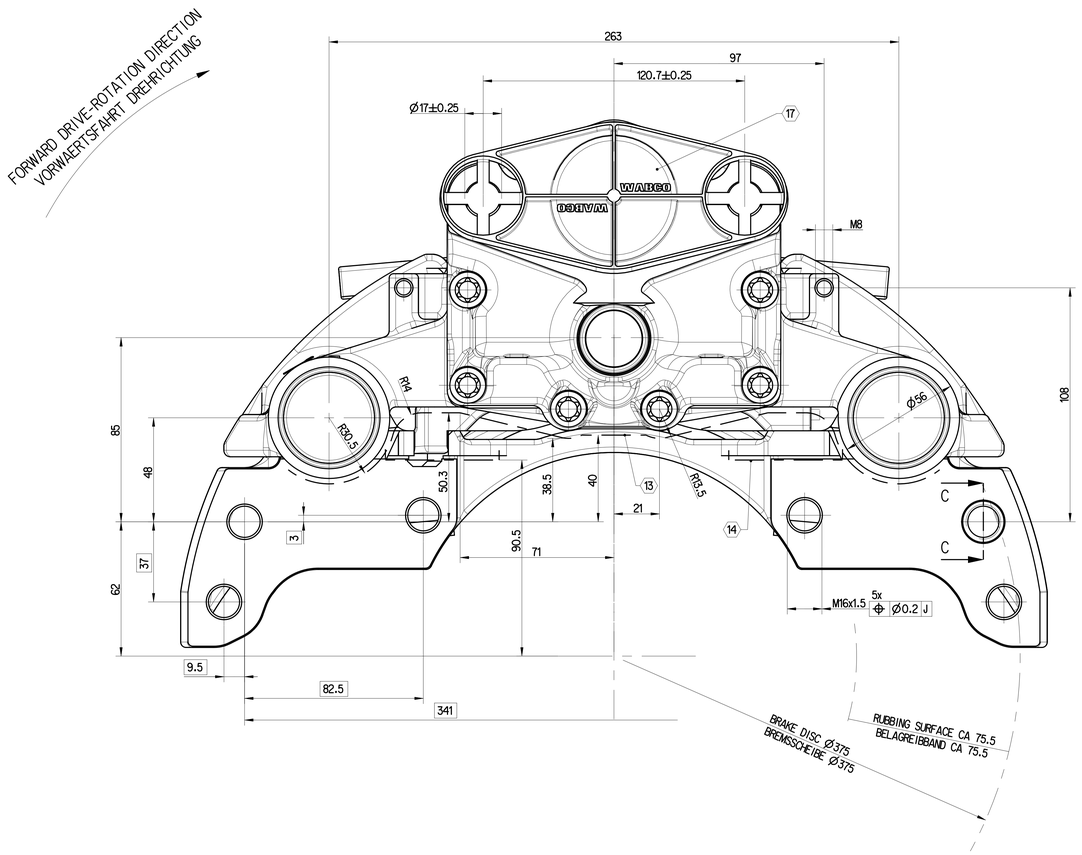

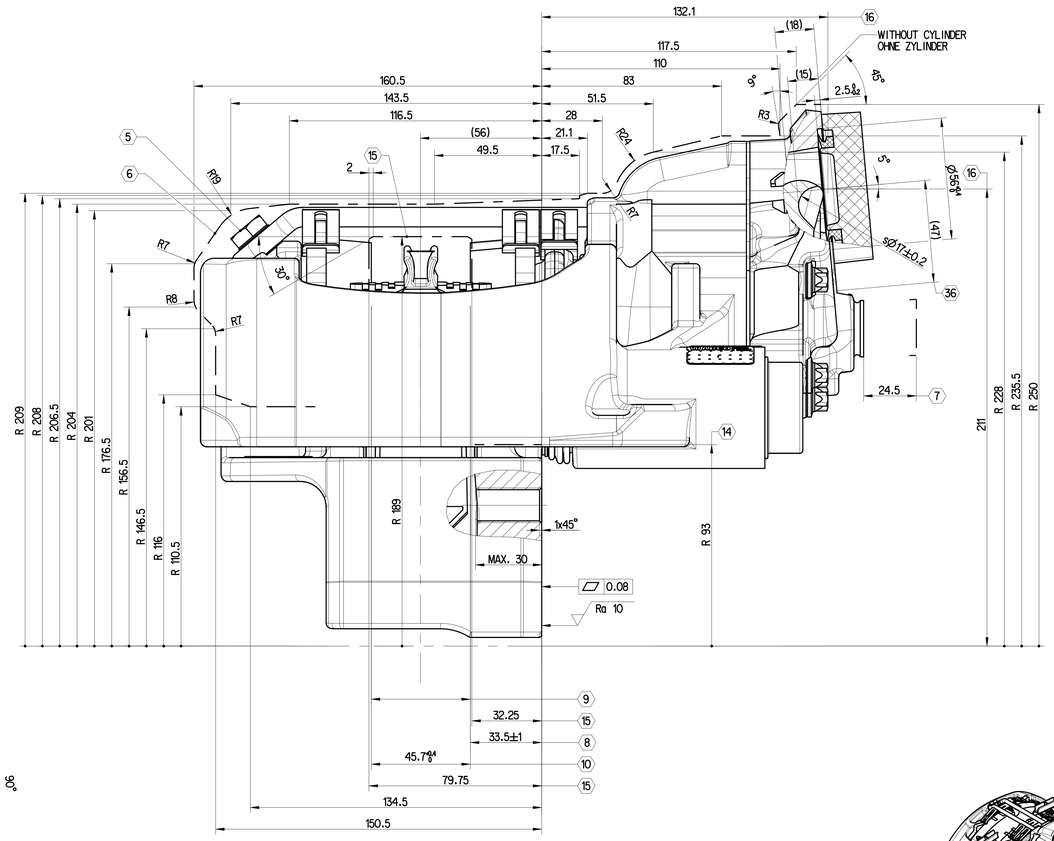

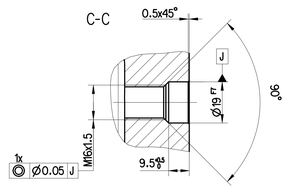

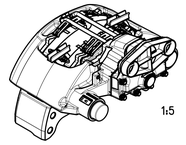

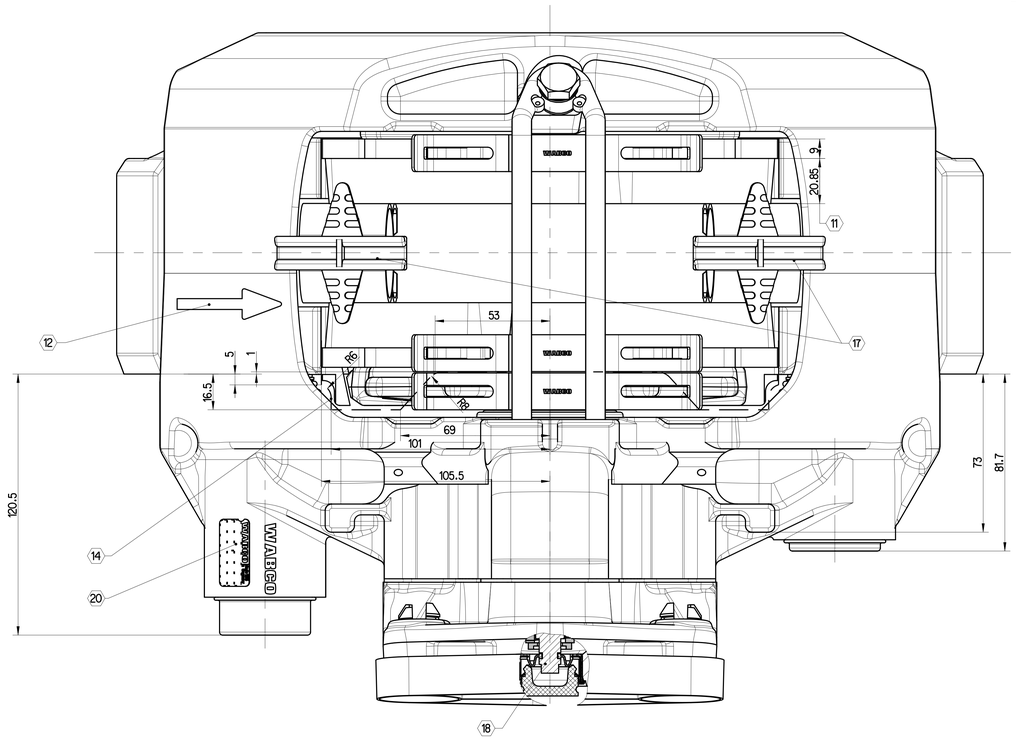

	NOTE BEMERKUNG			TIGHTENING TORQUE ANZIEHDREHMOMENT	WIDTH OVER FLATS SW
1	-			-	-
2	-			-	-
3	-			-	-
4	-			-	-
5	PAD HOLD DOWN DEVICE BUEGELBEFESTIGUNG	DIN 933 M10x20 -8.8	MICROENCAPSULATED MIKROVERKAPSELT	30 + 15 Nm	17

6 MAX. ROTARY OUTLINE
MAXIMALE ROTATIONSKONTUR

7 MAX. DISPLACEMENT
MAXIMALE VERSCHIEBUNG

8 PERMISSIBLE FITTING DIMENSION OF THE DISC
ZULAESSIGES SCHEIBENEINBAUMASS

9 BRAKE DISC NEW 45-0.2 WEARABLE UP TO: 37
BREMSSCHEIBE NEU VERSCHLEISSBAR BIS:

10 ASSEMBLY DIMENSION FOR BRAKE PADS
EINBAUMASS FUER BREMSBELAEGE

11 REMAINING LINING THICKNESS 2 mm
RESTBELAGSTAERKE

12 FORWARD DRIVE - ROTATION DIRECTION
VORWAERTS DREHRICHTUNG

13 ENVELOPE CURVE CALIPER WITH COVER
HUELLKURVE BREMSSATTEL MIT DECKEL

14 ENVELOPE CURVE CARRIER
HUELLKURVE BREMSENTRAEGER

15 MAXIMUM DISC CLEARANCE
SCHEIBENFREIGANG

16 CENTER LINE CYLINDER
MITTE ZYLINDER

17 FOR SHIPMENT AND STORAGE
FUER TRANSPORT UND LAGERUNG

18 HEXAGON WIDTH OVER FLATS 8
SECHSKANT SW

19 - - -

20 DETAILED INFORMATION FOR MARKING 640 175 060 0 DOC. CODE 922

	NOTE BEMERKUNG	TIGHTENING TORQUE ANZIEHDREHMOMENT	WIDTH OVER FLATS SW
21	-	-	-
22	-	-	-
23	-	-	-
24	-	-	-
25	-	-	-

26 - - -
27 - - -
28 - - -
29 - - -
30 - - -
31 - - -
32 - - -
33 - - -
34 - - -
35 - - -

36 BRAKE ACTUATOR SIZE RESTRICTION SEE PART SPECIFICATON 640 195 001 0 MAX. ACTUATOR TYPE 24
ZYLINDERANSCHLUSSMASSE NACH PART SPEZIFIKATION MAX. ZYLINDER TYP

COATING
ANTI-CORROSION PROTECTION - SALT SPRAY TEST MIN. 96 HOURS
BESCHICHTUNG
KORROSIONSSCHUTZ-SALZSPRUEHNEBELPRUEF. MIN. 96 STD.

CHARACTERISTIC DATA SHEET
KENNDATENBLATT 640 175 090 0

40 195 028	MIRROR IMAGE SPIEGELBILD
40 195 027	AS SHOWN WIE GEZEICHNET
IDENT-NO. BRAKE MATERIAL-NR. BREMSE	EXECUTION AUSFUEHRUNG

PAN19-1

PRODUCT SPECIFICATION: 640 195 001 0
PRODUCT SPEZIFIKATION:

DIMENSIONS WITHOUT TOLERANCES ARE GAUGE DIMENSIONS
NICHT TOLERIERTE MASSE = LEHREMMASSE

General Specification: ISO 8015, JED-334-1, Size ISO 14405 LP
Further Technical Data:
Doc. Code: Sheet: To

General Tolerances JED-261

Class	11	Range of nominal dimensions in mm ≤ 50	> 50 ≤ 180	> 180 ≤ 400	> 400	∡
Fine		±0.5	±1	±1.5	±2	±3°
Medium	X	±1	±2	±3	±4	
Coarse		±2	±3.5	±5	±6.5	

Tapped Holes acc.: -
11 Tolerance Class Applied Crossmarked

Copyright ZF®

Date	Signature
2025-03-06	P Sadasivam
2025-03-26	Montag

DISC BRAKE PAN-RANGE LIGHT
SCHEIBENBREMSE PAN-REIHE LEICHT

Dimensions in mm
Date of first issue: 2006-04-18

Mass	Scale	Material No.	Doc.Code	Language	Sheet
32.614 kg	1:1	640 195 027 0	053	ML	1/1

Size	CAD System	ECN No.	Revision	Techn. Resp.	Replacement for
A 0	CREO	516540	1x Q	6921	-

100mm

Diese Dokumentation ist vertraulich zu behandeln. Keine Weitergabe an Dritte ohne vorherige schriftliche, rechtsverbindliche Zustimmung der ZF Friedrichshafen AG. Jegliche Verwendung dieser Unterlage, Verwertung und Mitteilung ihres Inhalts nicht gestattet, soweit nicht ausdrücklich zugelassen. Zuwiderhandlungen verpflichten zu Schadenersatz. Alle Rechte vorbehalten, insbesondere für den Fall der Patenterteilung oder der Eintragung eines Gebrauchsmusters.
This information is confidential. Not to be given to third parties without written consent of ZF Friedrichshafen AG. Any use or communication of its contents hereof, are forbidden without express authority. Offenders are liable for damages. All rights reserved, in the event of the grant of a patent or registration of a utility model or design.