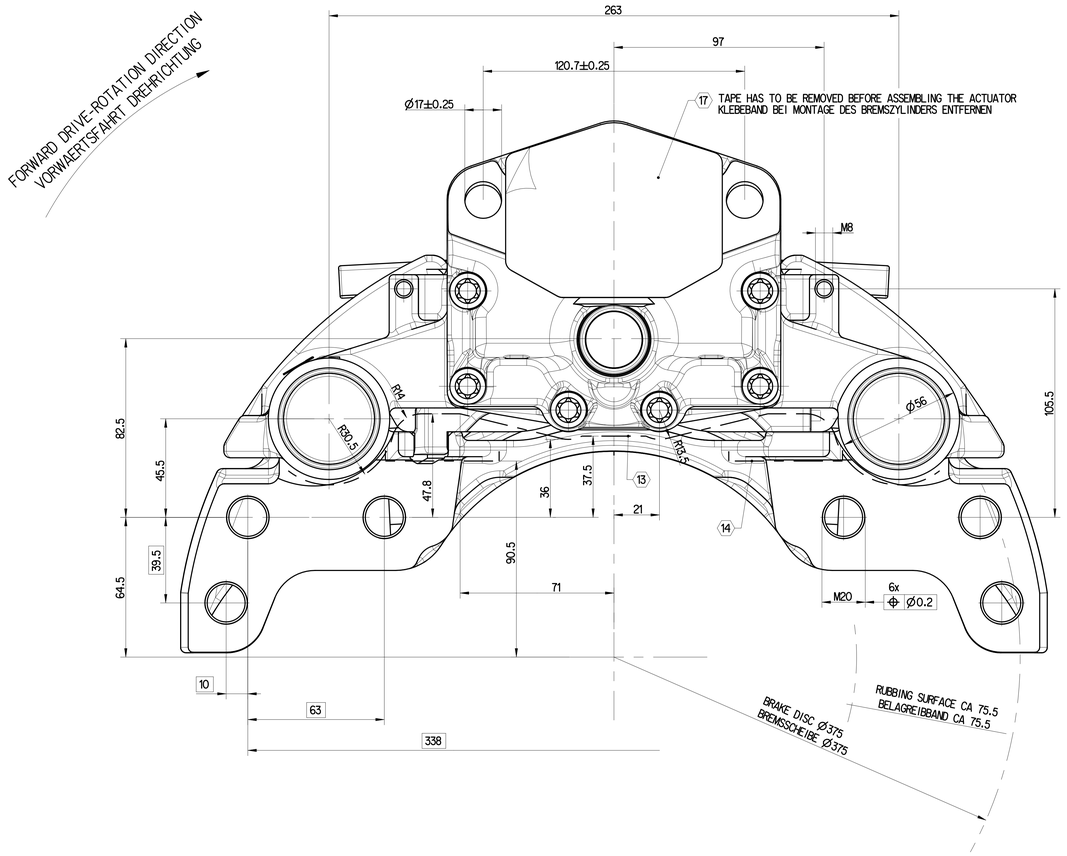

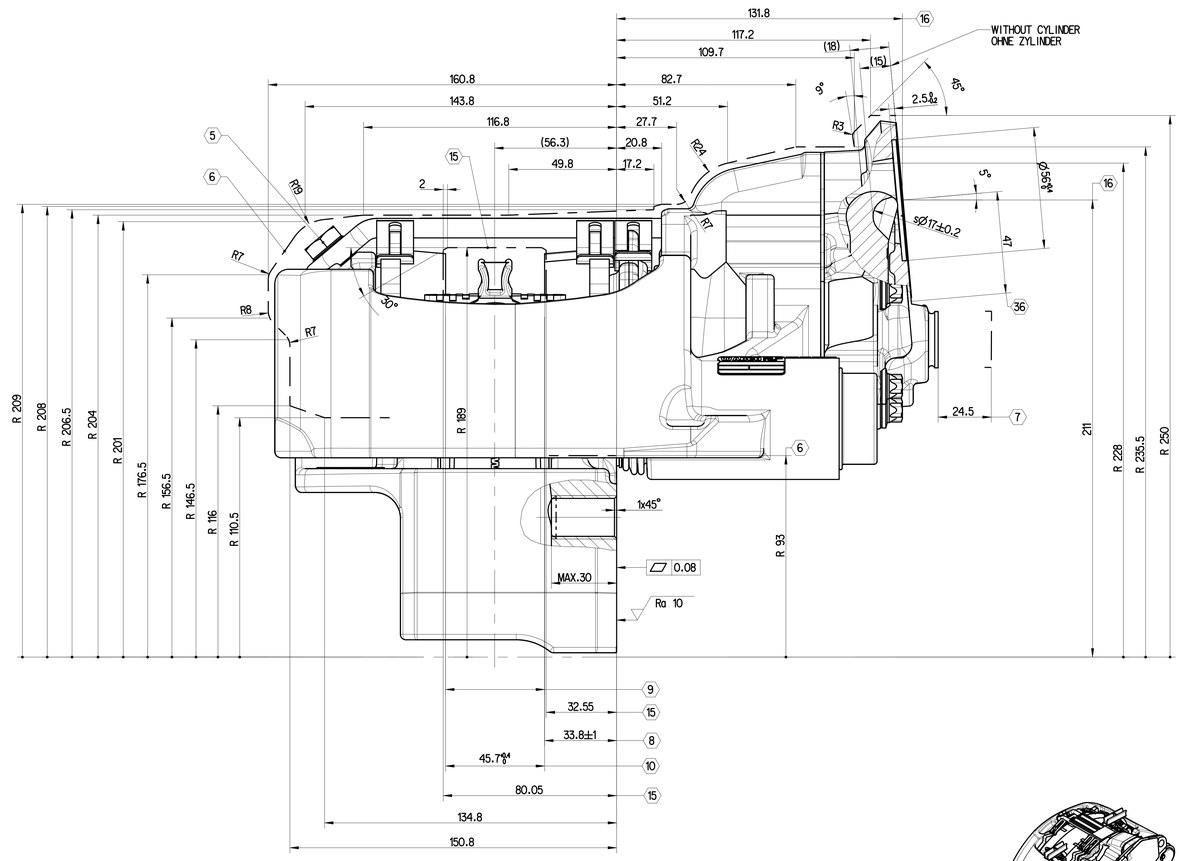

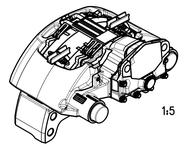

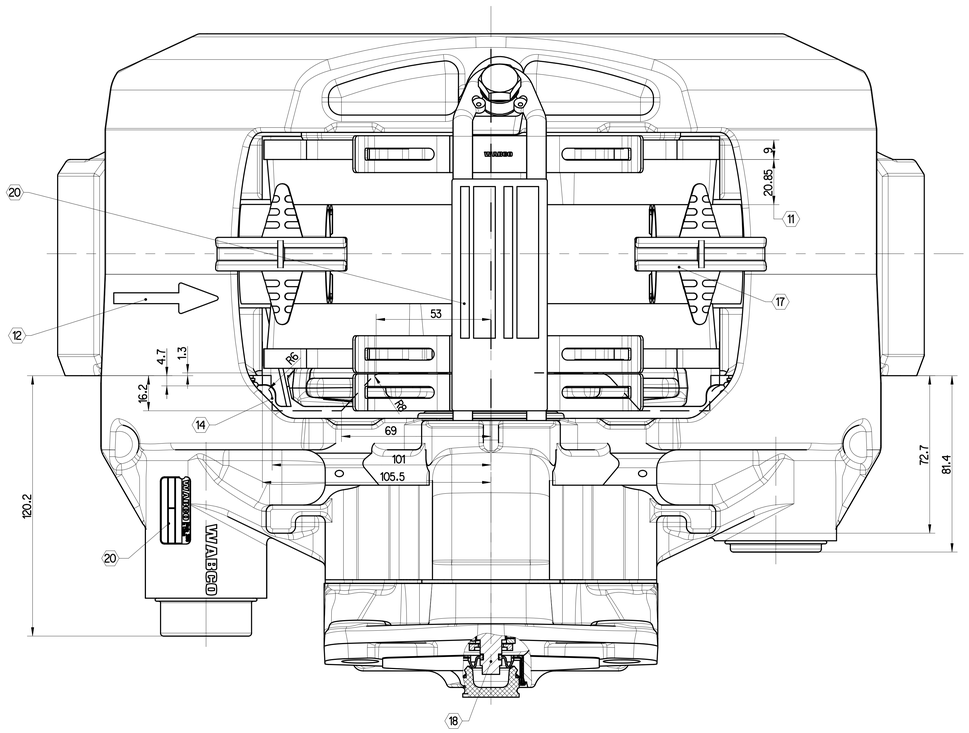

	NOTE BEMERKUNG	TIGHTENING TORQUE ANZIEHDREHMOMENT	WIDTH OVER FLATS SW
1	-	-	-
2	-	-	-
3	-	-	-
4	-	-	-
5	PAD HOLD DOWN DEVICE BUEGELBEFESTIGUNG DIN 933 M10x20 8.8 MICROENCAPSULATED MIKROVERKAPSELT	30 + 15 Nm	17

	NOTE BEMERKUNG	TIGHTENING TORQUE ANZIEHDREHMOMENT	WIDTH OVER FLATS SW
21	-	-	-
22	-	-	-
23	-	-	-
24	-	-	-
25	-	-	-

6 MAX. ROTARY OUTLINE
MAXIMALE ROTATIONSKONTUR

7 MAX. DISPLACEMENT
MAXIMALE VERSCHIEBUNG

8 PERMISSIBLE FITTING DIMENSION OF THE DISC
ZULAESSIGES SCHEIBENEINBAUMASS

9 BRAKE DISC NEW 45-0.2 WEARABLE UP TO: 37
BREMSSCHEIBE NEU VERSCHLEISSBAR BIS:

10 ASSEMBLY DIMENSION FOR BRAKE PADS
EINBAUMASS FUER BREMSBELAEGE

11 REMAINING LINING THICKNESS 2 mm
RESTBELAGSTAERKE

12 FORWARD DRIVE - ROTATION DIRECTION
VORWAERTS DREHRICHTUNG

13 ENVELOPE CURVE CALIPER WITH COVER
HUELLKURVE BREMSSATTEL MIT DECKEL

14 ENVELOPE CURVE CARRIER
HUELLKURVE BREMSENTRAEGER

15 MAXIMUM DISC CLEARANCE
SCHEIBENFREIGANG

16 CENTER LINE CYLINDER
MITTE ZYLINDER

17 FOR SHIPMENT AND STORAGE
FUER TRANSPORT UND LAGERUNG

18 HEXAGON WIDTH OVER FLATS 8
SECHSKANT SW

19 . . .

20 DETAILED INFORMATION FOR MARKING: 640 222 005 0 DOC. CODE 922
DETAILLIERTE INFORMATIONEN ZUR KENNZEICHNUNG:

21

22

23

24

25

26

27

28

29

30

31

32

33

34

35

36 BRAKE ACTUATOR SIZE RESTRICTION SEE PART SPECIFICATION 640 195 000 0 MAX. ACTUATOR TYPE 24
ZYLINDERANSCHLUSSMASSE NACH PART SPEZIFIKATION 640 195 000 0 MAX. ZYLINDER TYP 24

37

COATING
ANTI-CORROSION PROTECTION - SALT SPRAY TEST MIN. 96 HOURS
BESCHICHTUNG
KORROSIONSSCHUTZ-SALZSPRUEHNEBELPRUEF. MIN. 96 STD.

640 195 082 0	MIRROR IMAGE SPIEGELBILD
640 195 081 0	AS SHOWN WIE GEZEICHNET
IDENT-NO BRAKE MATERIAL-NR. BREMSE	BRAKE TYPE AUSFUEHRUNG BREMSE

PAN19-1

PRODUCT SPECIFICATION: 640 195 000 0
PRODUKT SPEZIFIKATION:

DIMENSIONS WITHOUT TOLERANCES ARE GAUGE DIMENSIONS
NICHT TOLERIERTE MASSE = LEHRENMASSE

General Specifications: ISO 8015, JED-334-1, Size ISO 14405 LP
Further Technical Data:
Doc. Code: Sheet: To:
General Tolerances JED-261

Class 1)	Range of nominal dimensions in mm: ≤ 50	> 50 ≤ 180	> 180 ≤ 400	> 400	∠
Fine	±0.5	±1	±1.5	±2	
Medium	X ±1	±2	±3	±4	±3°
Coarse	±2	±3.5	±5	±6.5	

Tapped Holes acc.: -
1) Tolerance Class Applied Crossmarked

Copyright ZF®

Date	Signature
Drawn 2024-12-02	Bharani
Checked 2024-12-09	Montag

Dimensions in mm

DISC BRAKE PAN-RANGE LIGHT
SCHEIBENBREMSE PAN-REIHE LEICHT

Mass	Scale	Material No.	Date of first issue: 2008-09-19
32.467 kg	1:1	640 195 081 0	Doc.Code: 053 / Language: ML / Sheet: 1/1
Size: A 0	CAD System: CREO	EDI-No.: 517500 / Revision: 1x / Techn. Resp.: L 6921	Replacement for: -

100mm

Tale Dimensione la riproduzione o la divulgazione di questo documento, se ciò non fosse esplicitamente consentito, dell'utilizzo del contenuto stesso o loro contenuto comunque dato a terzi. Questo documento, il suo contenuto o parte di esso non possono essere utilizzati per scopi diversi da quelli per i quali sono stati forniti. Ogni violazione comporta un obbligo di risarcimento danni. Tale documento è proprietà esclusiva della ZF Friedrichshafen AG. Tale documento è proprietà esclusiva della ZF Friedrichshafen AG. Tale documento è proprietà esclusiva della ZF Friedrichshafen AG.

Reproduction, even transmitting, use or communication of this document, or its contents, not expressly authorized, is prohibited. Offenders will be held liable for the payment of damages. All rights are reserved in the event of the grant of a patent or registration of a utility model or design. This document is the property of ZF AG.

Copyright ZF Friedrichshafen AG. Tale documento, il suo contenuto o parte di esso non possono essere utilizzati per scopi diversi da quelli per i quali sono stati forniti. Ogni violazione comporta un obbligo di risarcimento danni. Tutti i diritti sono riservati in caso di rilascio di un brevetto o registrazione di un modello di utilità o di un disegno o modello. Tale documento è la proprietà di ZF AG.