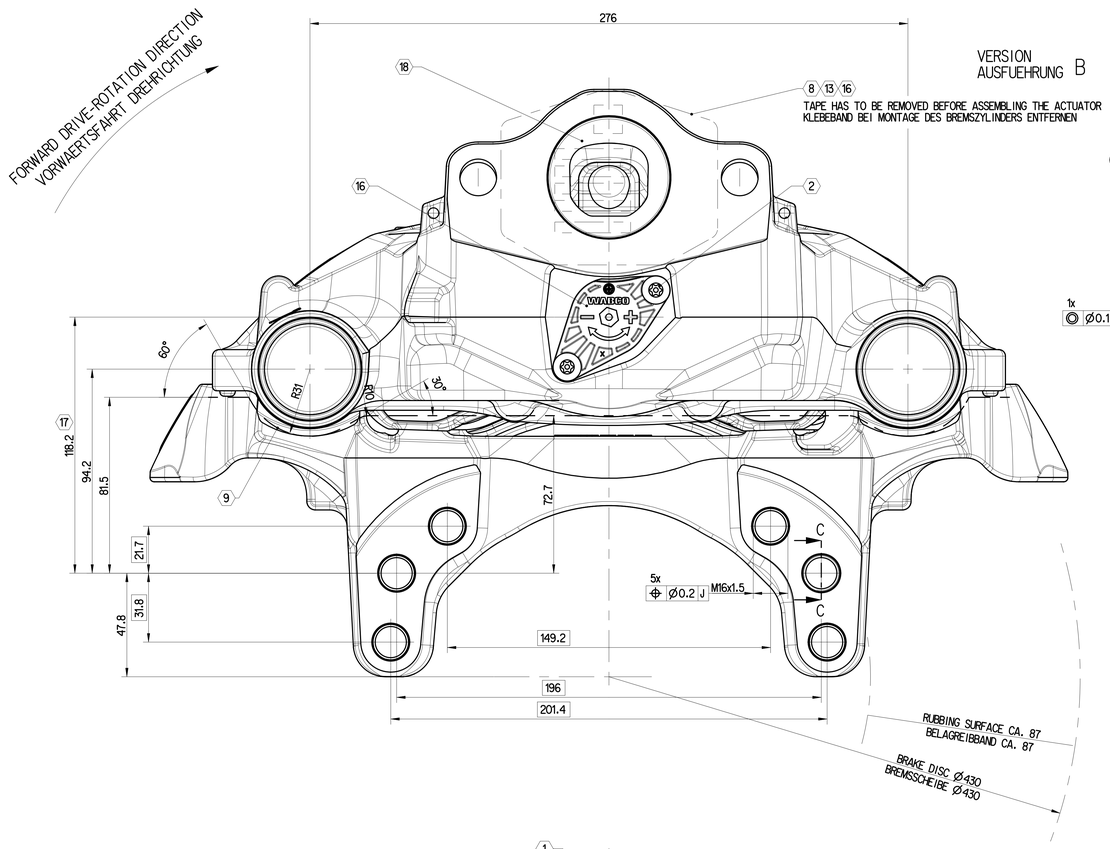

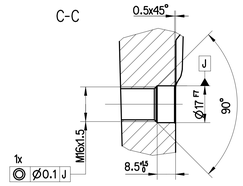

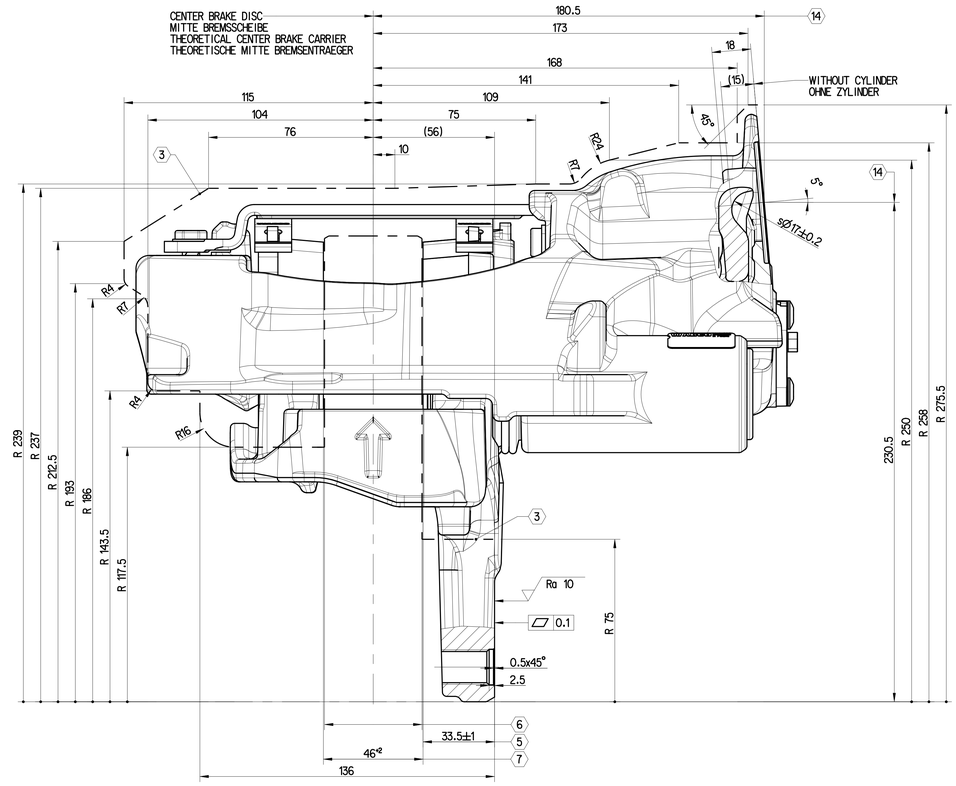

VERSION FOR LEFT VEHICLE SIDE
AUSFUEHRUNG FUER LINKE FAHRZEUGSEITE



VERSION FOR RIGHT VEHICLE SIDE
AUSFUEHRUNG FUER RECHTE FAHRZEUGSEITE

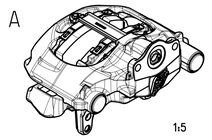

	TIGHTENING TORQUE ANZIEHDREHMOMENT	SCREW DRIVE SCHRAUBENANTRIEB	NOTE	BEMERKUNG
1	20 + 5 Nm	A/F 13 SW 13	SPRING HANGER LOOSENING PROTECTION DIN 7500 - M8x16 - 10.9	BUEGELSICHERUNG DIN 7500 - M8x16 - 10.9
2	7 + 2 Nm	T30	RETURN UNIT FIXING TORX ISO 10664-30 M6 MICROENCAPSULATED	RUECKSTELLERBEFESTIGUNG TORX ISO 10664-30 M6 MIKROVERKAPSELT

3 MAX. STATICAL ROTARY OUTLINE
MAXIMALE STATISCHE ROTATIONSKONTUR

4 MIN. FUNCTION STROKE
MINIMALER FUNKTIONSHUB

5 PERMISSIBLE FITTING DIMENSION OF THE DISC
ZULAESSIGES SCHEIBENEINBAUMASS

6 BRAKE DISC NEW 45-0.2, WEARABLE UP TO 37
BREMSSCHEIBE NEU 45-0.2, VERSCHLEISSBAR BIS 37

7 ASSEMBLY DIMENSION FOR BRAKE PADS
EINBAUMASS FUER BREMSBELAEGE

8 DETAILED INFORMATION FOR MARKING SEE 640 222 001 0 DOC. CODE 922
DETAILLIERTE INFORMATION ZUR KENNZEICHNUNG SIEHE 640 222 001 0 DOC. CODE 922

9 ENVELOPE CURVE CALIPER
HUELLKURVE BREMSSATTEL

10 ENVELOPE CURVE CARRIER
HUELLKURVE BREMSENTRAEGER

11 REMAINING LINING THICKNESS 2
RESTBELAGSTAERKE 2

12 HEXAGON WIDTH ACROSS FLATS 8
SECHSKANT SW 8

13 FOR STORAGE AND SHIPMENT
FUER TRANSPORT UND LAGERUNG

14 CENTER LINE CYLINDER
MITTE ZYLINDER

15 FORWARD DRIVE - ROTATION DIRECTION
VORWAERTS DREHRICHTUNG

16 NO MIRROR IMAGE
KEIN SPIEGELBILD

17 CENTER CLAMPING UNIT
MITTE ZUSPANNEINHEIT

18 INTERFACE BRAKE - ACTUATOR ACCORDING TO 640 322 073 0 DOC. CODE 011
SCHNITTSTELLE BREMSE - ZYLINDER GEMAESS 640 322 073 0 DOC. CODE 011

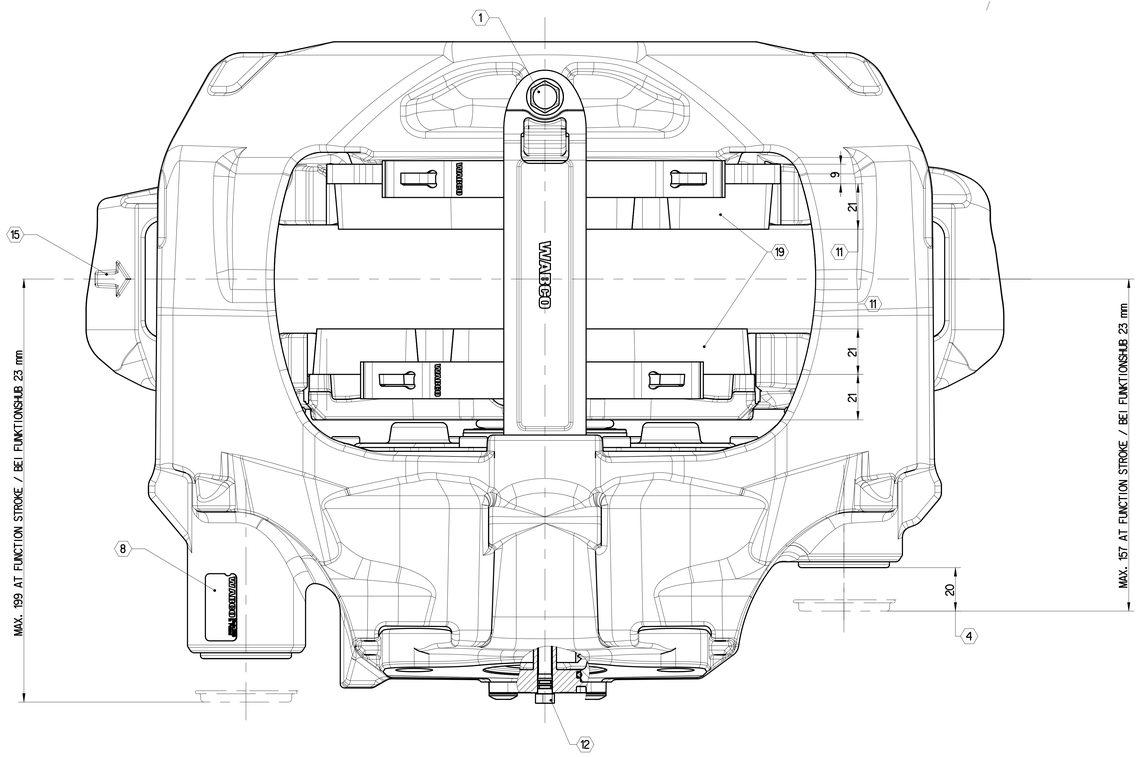

PRODUCT SPECIFICATION 640 421 001 0

PRODUKT SPEZIFIKATION 640 421 001 0

DIMENSIONS WITHOUT TOLERANCES ARE GAUGE DIMENSIONS
NICHT TOLERIERTE MASSE = LEHREMMASSE

MAXX 22T 2.0

WABCO ID.-NO. WABCO SACH-NR.	VERSION AUSFUEHRUNG	TRUCK'S SIDE FAHRZEUGSEITE	PAD MATERIAL BELAGQUALITAET (19)	COPPER-LEVEL KUPFER-LEVEL
640 421 302 0	A	RIGHT / RECHTS	WITHOUT / OHNE	-
640 421 301 0	B	LEFT / LINKS		
640 421 014 0	A	RIGHT / RECHTS	WABCO 232	B
640 421 013 0	B	LEFT / LINKS		
640 421 002 0	A	RIGHT / RECHTS	WABCO 217	B
640 421 001 0	B	LEFT / LINKS		

General Specification: ISO 8015, JED-334-1, Size ISO 14405 LP
Further Technical Data:
Doc. Code: Sheet: To

General Tolerances JED-261

Class (1)	Range of nominal dimensions in mm ≤ 50	> 50 ≤ 180	> 180 ≤ 400	> 400	∠
Fine	±0.5	±1	±1.5	±2	
Medium X	±1	±2	±3	±4	±3°
Coarse	±2	±3.5	±5	±6.5	

Tapped Holes acc. -
(1) Tolerance Class Applied Crossmarked

Copyright ZF®

Date	Signature
Drawn 2024-03-14	Pozlemski
Checked 2024-03-15	Großkopf

Dimensions in mm

DISC BRAKE MAXX-RANGE
SCHEIBENBREMSE MAXX-REIHE

Mass	Scale	Material No.	Date of first issue: 2017-11-24
30.474 kg	1 : 1	640 421 001 0	Doc.Code 053 / Language DE / Sheet 1/1
Size A 0	CAD System CREO		

CCN No. 512233 | Revision 1x | Tabs. Mag. F | 6929 | Replacement for -

100mm

Tale Zamówienia są rejestrowane na serwerze ZF. Wszelkie kopiowanie, rozpowszechnianie lub udostępnianie osobom trzecim bez zgody ZF jest zabronione. Wszelkie prawa zastrzeżone. Dokumenty, które nie są potrzebne do realizacji zamówienia, należy niezwłocznie zniszczyć. Dokumenty, które są potrzebne do realizacji zamówienia, należy niezwłocznie zwrócić