WORKING MEDIUM : BETRIEBSMEDIUM :	AIR LUFT
COOLANT : KÜHLMEDIUM :	WATER WITH ANTIFREEZE WASSER MIT FROSTSCHUTZ
BORE : BOHRUNG :	Ø 85 mm
STROKE : HUB :	56 mm
SWEPT VOLUME : HUBRAUM :	636 cm³
MAX. WORKING SPEED : MAX. BETRIEBSDREHZAHL :	nmax = 3000 min-1
OVERSPEED (MAX. 4 SEC.) : UEBERDREHZAHL (MAX. 4 SEC.) :	nue = 1.3 x nmax
END PLAY OF CRANKSHAFT AXIALSPIEL DER KURBELWELLE	0.02 ... 0.05 mm

LUBRICATION SUPPLIED FROM ENGINE
UMLAUFSCHMIERUNG MIT DRUCKÖLANSCHLUSS

MAX. WORKING PRESSURE: MAX. BETRIEBSDRUCK:	p= 14 bar **
MAX. PRESSURE (TEMPORARILY MAX. 4 SEC.): MAX. DRUCK (ZEITWEISE MAX. 4 SEC.):	p= 16 bar **

** MEASURING POINT: DISCHARGE PORT
MESSPUNKT: DRUCKANSCHLUSS

MAX. PERMISSIBLE TILT DURING CONTINUOUS WORKING
MAX. ZULAESSIGE NEIGUNG IM DAUERBETRIEB

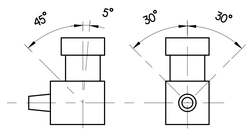

⚠ EOL LEAK TEST REQUIREMENT:

	CRANKCASE AND CYLINDER AREA	CYLINNDER HEAD, WATER CHANNEL	UNLOADER SYSTEM
TEST PRESSURE (bar)	1	2.5	6
TEMPERATURE (°C)	30±15		
LEAKAGE - MAX (NCm³/min)	2.4	1.5	20

0	SUCTION PORT SAUGANSCHLUSS	
2	DISCHARGE PORT DRUCKANSCHLUSS	M <= 150 Nm
8.1	OIL SUPPLY DRUCKÖLANSCHLUSS	M <= 25 Nm
8.2	OIL DRAIN ÖLRÜCKLAUF	
9	COOLANT CONNECTION KUEHLMITTELANSCHLUSS	M <= 35 Nm
4	CLUTCH CONTROL PORT STEUERANSCHLUSS DER KUPPLUNG	M <= 35 Nm

CLUTCH ACTUATION PRESSURE: 6,5 bar
PRESSURE BUILD-UP TIME: 0,5 - > 5 bar < 0,9 sec
VENTING TIME: 5 - > 0,5 bar < 0,9 sec

KUPPLUNGSBETAETIGUNGSDRUCK: 6,5 bar
DRUCKAUFBAUZEIT: 0,5 - > 5 bar < 0,9 sek
ENTLUEFTUNGSZEIT: 5 - >0,5 bar < 0,9 sek

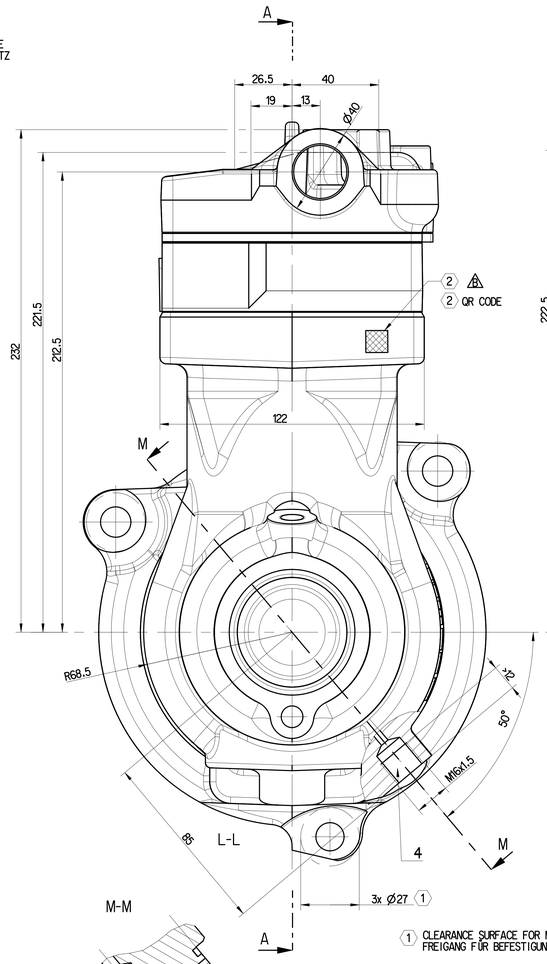

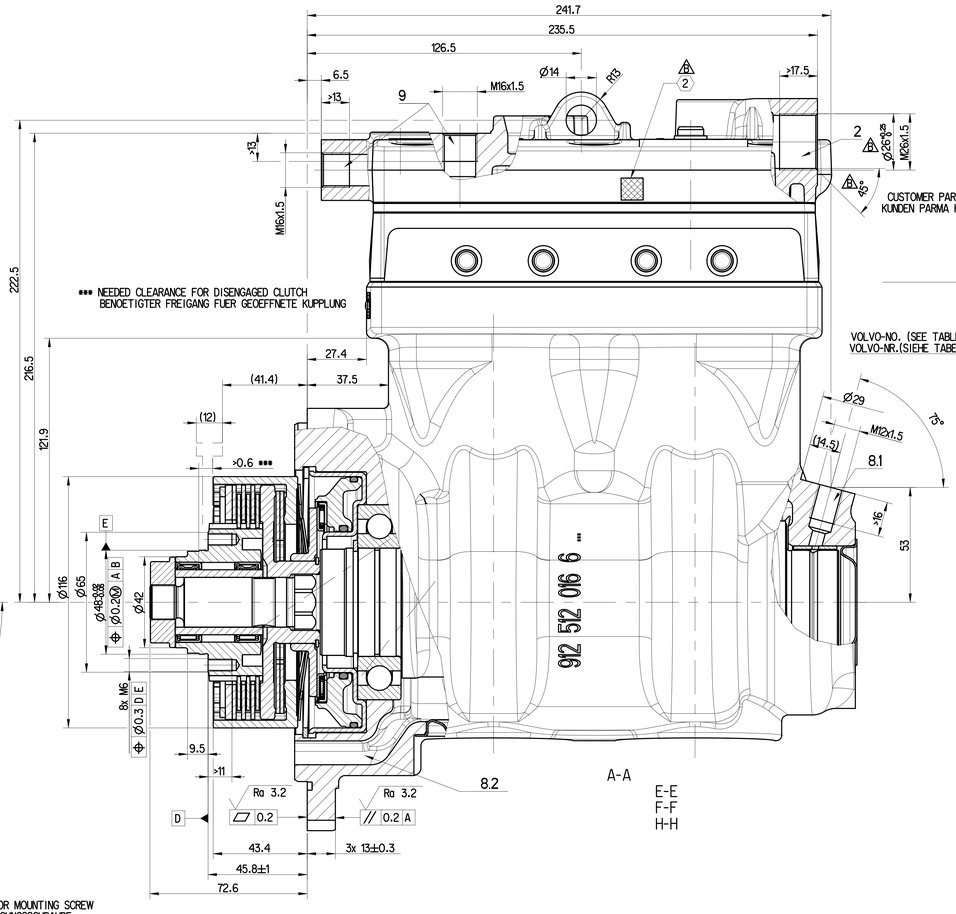

1 CLEARANCE SURFACE FOR MOUNTING SCREW
FREIGANG FÜR BEFESTIGUNGSSCHRAUBE

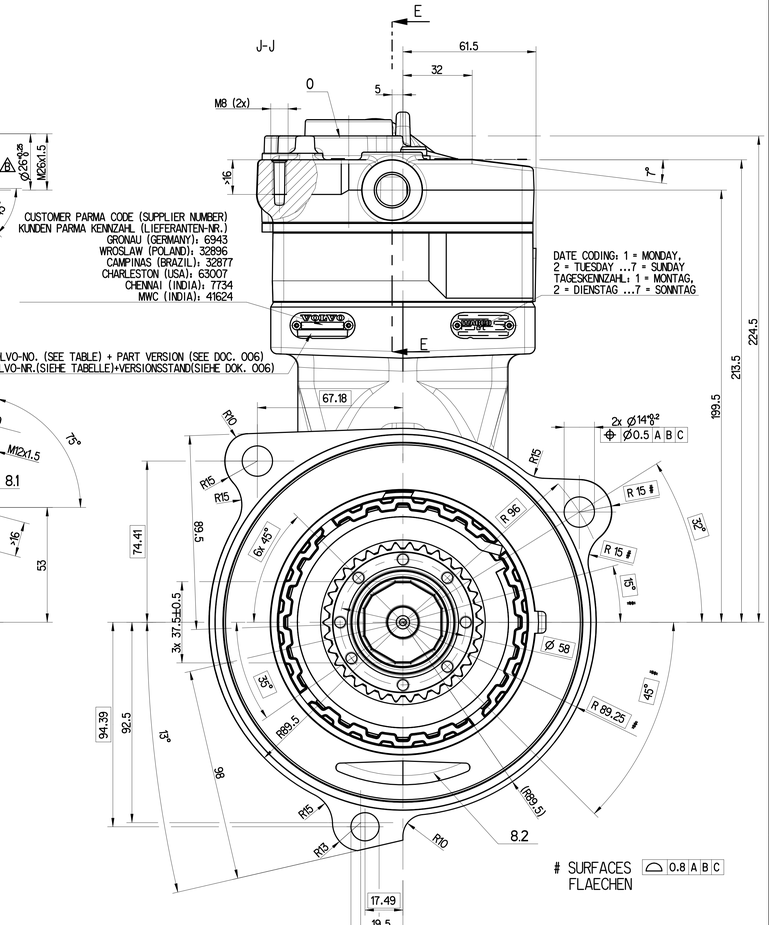

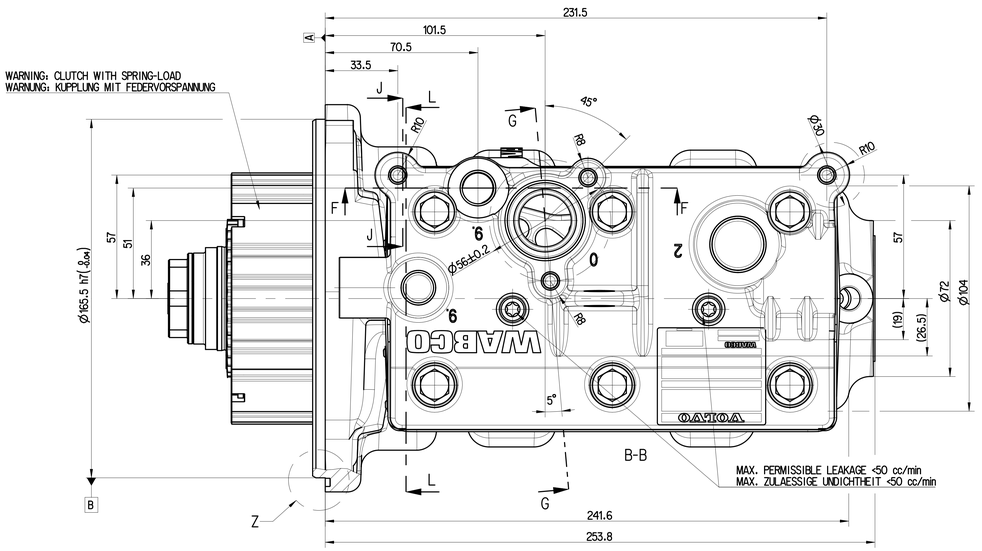

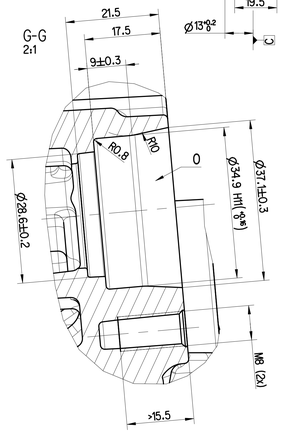

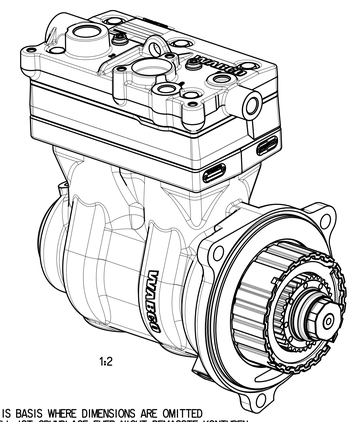

DIGITAL SHAPE MODEL IS BASIS WHERE DIMENSIONS ARE OMITTED
DAS DIGITALE 3D MODELL IST GRUNDLAGE FUER NICHT BEMASSTE KONTUREN

ZF-NUMBER ZF-NUMMER	CUSTOMER-NUMBER KUNDEN-NUMMER	BRANDING OF CUSTOMER NAME PLATE + BARCODE LABEL FIRMENZEICHEN DES KUNDENTYPENSCHILDES + BARCODE AUFKLEBER	REPLACEMENT FOR ERSATZ FUER (CUSTOMER-NUMBER) (KUNDENNUMMER)
912 512 033 0	⚠ 24681146	VOLVO	912 512 030 0 (22017920)
912 514 013 0	⚠ 24681177	RENAULT TRUCKS	912 514 010 0 (22169888)
912 542 011 0	---	MACK	
912 551 010 0	---	⚠ -	

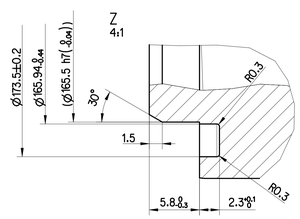

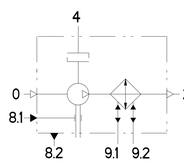

(l/min) DELIVERY FREE AIR
FÖRDERMENGE ENTSPANNTE LUFT

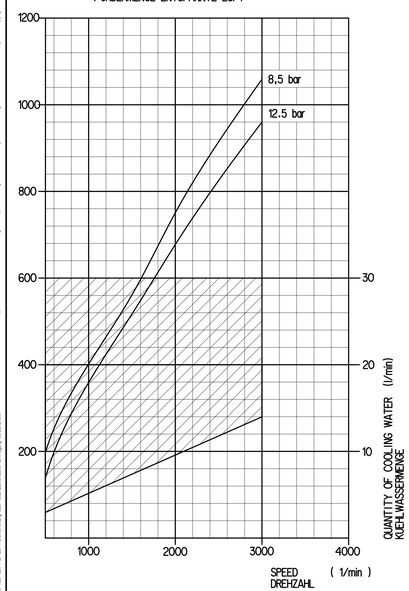

(kW) POWER CONSUMPTION
LEISTUNGSAUFNAHME

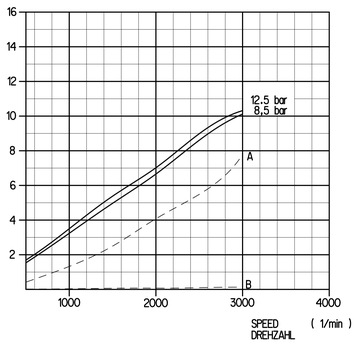

- - - - OFF LOAD
LEERLAUF

A) COMBINED UNLOADER
DRUCKREGLER

B) CLUTCH OPERATED (OILTEMPERATURE 100 °C ; OILPRESSURE 4 bar)
KUPPLUNGSBETRIEBEN (OELTEMPERATUR 100 °C ; OELDRUCK 4 bar)

(OFF LOAD TEST-NO. K60/12 ; ON LOAD TEST-NO. K17/13)

Toda Comunicação ou reprodução de este documento, toda utilização ou comunicação de seu conteúdo por interfaces, cabo ou sem fio, não autorizadas expressamente, são proibidas. Todos os direitos de propriedade industrial e intelectual, incluindo os direitos de patente, marca registrada e desenho industrial, são reservados à ZF. Nenhuma parte deste documento pode ser usada ou divulgada a terceiros sem o consentimento prévio e por escrito da ZF.

Tous droits sont réservés. Toute utilisation, toute diffusion, transmission ou reproduction de ce document, ainsi que toute utilisation ou communication de son contenu par interfaces, câbles ou sans fil sont interdites sauf autorisation expresse. Tous droits de propriété industrielle et intellectuelle, y compris droits de brevet, marque et dessin et modèle, sont réservés à ZF. Aucune partie de ce document ne peut être utilisée ou divulguée à des tiers sans le consentement préalable et écrit de ZF.

Alle Rechte, auch für den Fall der Patenterteilung oder Gebrauchsmustereintragung vorbehalten.

Copyright ZF. This document and parts of it refers that the use or communication of the contents thereof and transfer without express authorization are prohibited. All rights including rights arising out of patent, trademark or registered design are reserved to ZF. No part of this document may be used or disclosed to third parties without the prior written consent of ZF.

Questo documento è proprietà della ZF. Non è consentito l'uso, la divulgazione a terzi, la trasmissione o la riproduzione di questo documento o di sue parti, salvo autorizzazione scritta. Tutti i diritti di proprietà industriale e intellettuale, compresi i diritti di brevetto, marchio e disegno e modello, sono riservati alla ZF. Nessuna parte di questo documento può essere usata o divulgata a terzi senza il consenso preventivo e scritto della ZF.

Este documento es propiedad de ZF. Su uso o divulgación a terceros sin autorización expresa, así como su reproducción o cualquier otro medio de comunicación de su contenido por interfaces, cable o sin cable, no está permitido. Todos los derechos de propiedad industrial e intelectual, incluyendo los de patente, marca y diseño, están reservados a ZF. Ninguna parte de este documento puede ser usada o divulgada a terceros sin el consentimiento previo y escrito de ZF.

Dit document is eigendom van ZF. Het is niet toegestaan het te openbaren, te verspreiden of te kopiëren zonder de voorafgaande schriftelijke toestemming van ZF. Alle rechten van industriële eigendom en intellectuele eigendom, waaronder begrepen octrooirechten, merkrechten en rechten van modellen en tekeningen, zijn voorbehouden aan ZF. Niets van dit document mag zonder de voorafgaande schriftelijke toestemming van ZF worden gebruikt of bekend gemaakt aan derden.

General Specifications: ISO 8015, JED-334-1, Size ISO 14405 LP		Copyright ZF®	
Further Technical Data: 912 512 030 0		Date / Signature	
Doc. Code: 035	Sheet: 1 To 8	Drawn: Kamalandhan	2024-02-29
General Tolerances JED-261		Checked: Balakrishnan	2024-03-01
Class 11	Range of nominal dimensions in mm: ≥ 0.5 ≥ 50 ≥ 180 ≥ 80 ≥ 400 ≥ 400		
Fine	±0.5 ±1 ±1.5 ±2		
Medium X	±1 ±2 ±3 ±4		
Coarse	±2 ±3.5 ±5 ±6.5		
Tapped Holes acc. JED-152			
11 Tolerances Class Applied Crossmarked			

Dimensions in mm

Mass	Scale	Material No.	Date of first issue: 2016-04-15
23.933 kg	1:1	912 512 033 0	Doc.Code: 053 / Language: ML / Sheet: 1/1
Size: A 0	CAD System: CREO		
ECN No.: 515718	Revision: 9 X B	Techn. Resp.: 5010	Replaced by: 912 512 030 0

TWIN CYLINDER COMPRESSOR
ZWEIZYLINDER KOMPRESSOR

100mm