WORKING MEDIUM BETRIEBSMEDIUM :	AIR LUFT
COOLANT KUEHLMEDIUM :	WATER WITH ANTIFREEZE WASSER MIT FROSTSCHUTZ
BORE BOHRUNG :	Ø 85 mm
STROKE HUB :	56 mm
SWEPT VOLUME HUBRAUM :	636 cm^3
MAX. WORKING SPEED MAX. BETRIEBSDREHZAHL :	n_{max} = 1250 min^{-1}
OVERSPEED (TEMPORARILY < 4 Sec.) UEBERDREHZAHL (KURZZEITIG < 4 Sek.) :	n_{ue} = 1.3 x n_{max}
MAX. WORKING PRESSURE MAX. BETRIEBSDRUCK :	p_e = 10 bar
MAX. PRSSURE HOECHSTDRUCK :	p_e = 12.5 bar *

* MEASURING POINT : DISCHARGE PORT
MESSPUNKT : DRUCKANSCHLUSS

END PLAY OF CRANKSHAFT
AXIALSPIEL DER KURBELWELLE : 0.02...0.05 mm

LUBRICATION : LUBRICATION SUPPLIED FROM ENGINE
SCHMIERARTT : UMLAUFSCHMIERUNG MIT DRUCKOELANSCHLUSS

(...) AUXILIARY DIMENSION
HILFSMASS

PORTS PROTECTED
ANSCHLUESSE GESCHUETZT

MAX. PERMISSIBLE TILT DURING CONTINUOUS WORKING
MAX. ZULAESSIGE NEIGUNG IM DAUERBETRIEB :

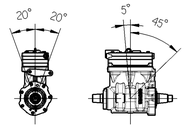

0 = INLET PORT
SAUGANSCHLUSS M : < 100 Nm

2 = DISCHARGE PORT
DRUCKANSCHLUSS M : < 100 Nm

8.1 = OIL SUPPLY
DRUCKOELANSCHLUSS

8.2 = OIL DRAIN
OELRUECKLAUF

9.1
9.2 = COOLANT CONNECTION
KUEHLMITTELANSCHLUSS

9.1 ➡ 9.2 DIRECTIONS OF FLOW
DURCHSTROEMRICHTUNGEN

9.1/9.2 ..... M =< 35 Nm

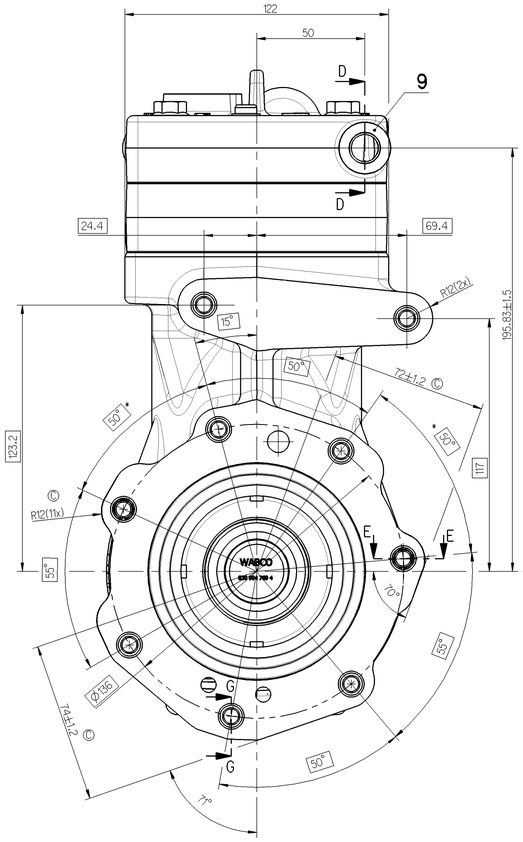

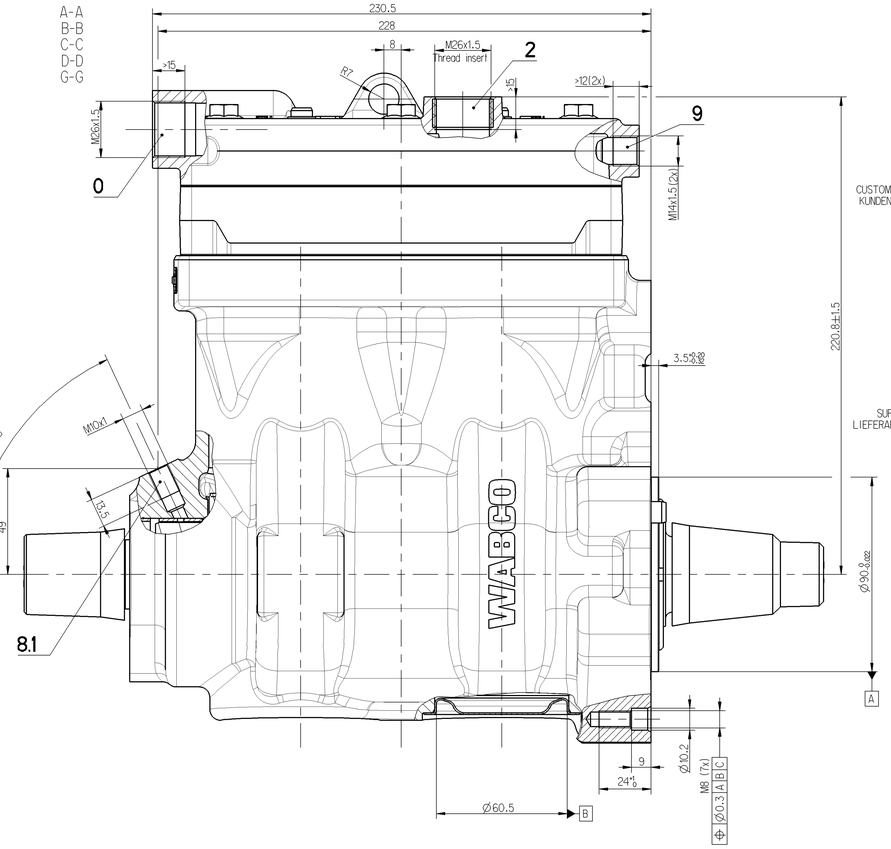

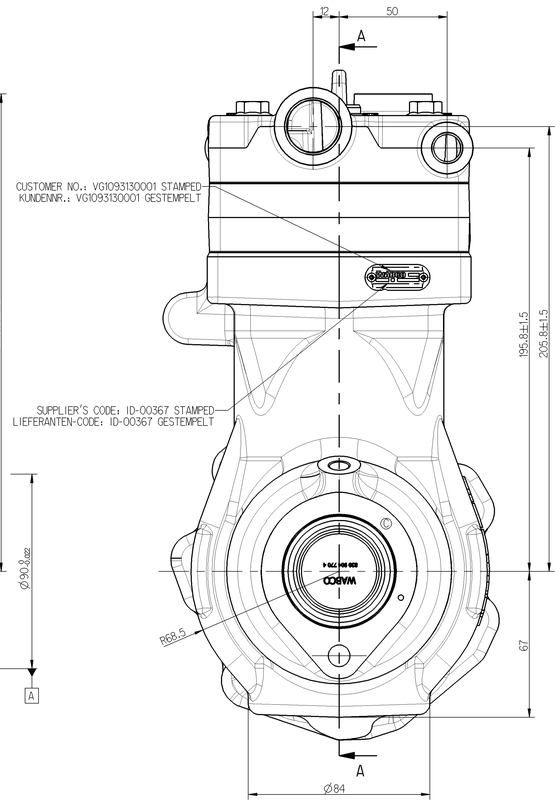

During installation of the fuel pump crankshaft the tolerance of timing could be +/-5° to the compressor crankshaft
Während der Installation der Einspritzpumpe kann die Toleranz der Einstellung zwischen Kompressorwelle und Einspritzpumpenwelle +/-5° betragen

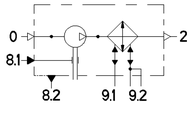

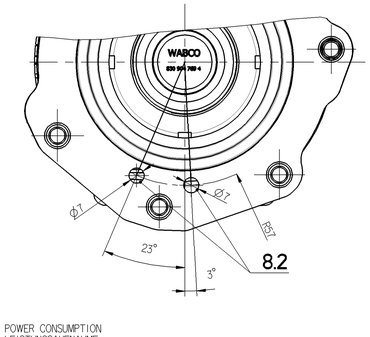

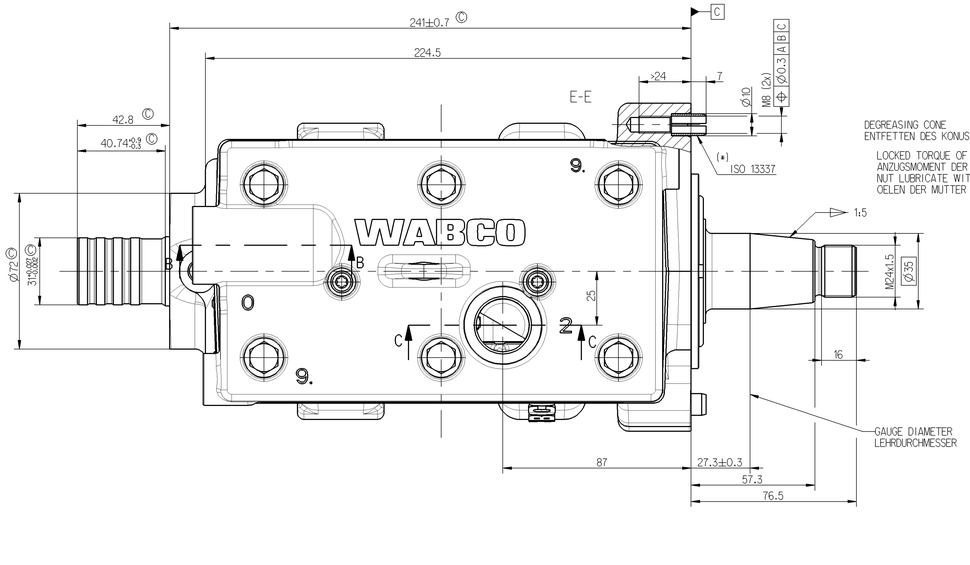

DEGREASING CONE
ENTFETTEN DES KONUS

LOCKED TORQUE OF THE NUT: 400 NM
ANZUGSMOMENT DER MUTTER: 400 NM
NUT LUBRICATE WITH OIL
OELEN DER MUTTER

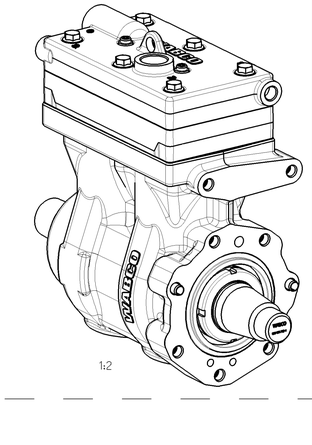

1:2

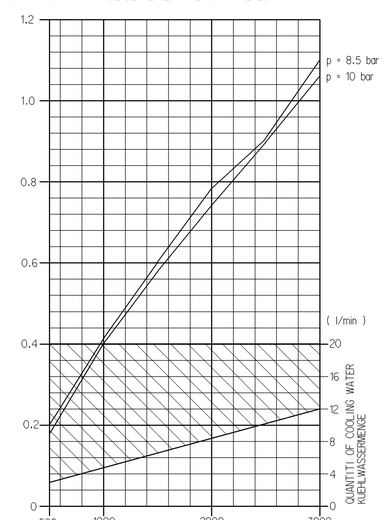

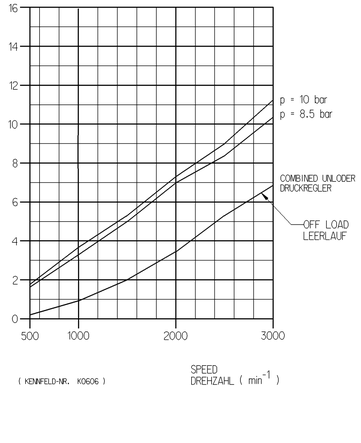

(KENNFELD-NR. K0606)

| | | |