SURFACE PROTECT./OBERFL. SCHUTZ	
I	JED-252
II	PA11 w sw
III	Al
IV	JED-240-3
V	JED-240-3
VI	JED-45M
VII	JED-371

14 H11 $^{+0.110}_{0}$

WIDTH ACROSS FLATS
SW= SCHLUESSELWEITE
SURPLATS
LARGHEZZA IN CHIAVE

NOMINAL DIAMETER :
NENNWEITE : MIN Ø8.5mm
DIAMETRE NOMINAL :
DIAMETRO NOMINALE:

CONTROL PRESSURE
DICHTPRUEFDRUCK ..... MAX pe 10bar
PRESSION D'ESSAI
PRESSIONE DI PROVA

OUTPUT FORCE OF SERVICE BRAKE PART AT
KRAFTABGABE DES BETRIEBSBREMSTEILES BEI 6,0bar
EFFORT DE POUSSEE DU DISPOSITIF DU FREIN DE SERVICE SOUS
FORCA DI SPINTA DELLA SEZIONE DI FRENO DI SERVIZIO PER

THERMAL RANGE OF APPLICATION :
THERMISCHER ANWENDUNGSBEREICH : -40°C...+80°C
GAMME D'APPLICATION THERMIQUE :
CAMPO DI APPLICAZIONE TERMICA :

MEDIUM : AIR
MEDIUM : LUFT
FLUIDE : AIR
FLUIDO : ARIA

TYPE DESIGNATION
TYPENBEZEICHNUNG
TYPE
TIPO DI DESIGNAZIONE

FORCE :
KRAFT : [N]
FORCE :
FORZA :

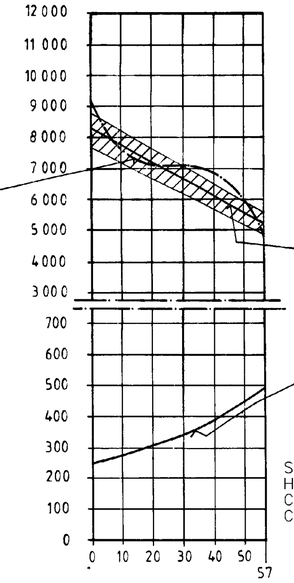

STROKE :
HUB : (mm)
COURSE :
CORSA :

AIR VOLUME OF SERVICE BRAKE PART AT 2/3 OF ITS STROKE :
HUBVOLUMEN DES BETRIEBSBREMSTEILES BEI 2/3 HUB
VOLUME D'AIR DU DISPOSITIF DU FREIN DE SERVICE A 2/3 DE LA COURSE
VOLUME D'ARIA DELLA SEZIONE DI FRENO DI SERVIZIO A 2/3 DELLA CORSA : ca.0.7x10 ^{3}cm ^{3}

AIR VOLUME OF SPRING BRAKE PART : ca.1.4x10^{3}cm^{3}
HUBVOLUMEN DES FEDERSPEICHERS
VOLUME D'AIR DU DISPOSITIF RESSORT
VOLUME D'ARIA DELLA SEZIONE A MOLLA

OUTPUT FORCE OF SPRING BRAKE PART, RELEASE PRESSURE :
KRAFTABGABE DES FEDERSPEICHERS, LOESEDRUCK : pe 4.2$^{\pm 0.3}$ bar
EFFORT DE POUSSEE DU DISPOSITIF RESSORT, PRESSION DE DESSERRAGE
FORZA DI SPINTA DELLA SEZIONE A MOLLA, PRESSIONE DI RILASCIO

FORCE OF RETURN SPRING OF SERVICE BRAKE PART
RUECKSTELLFEDERKRAFT DES BETRIEBSBREMSTEILES
EFFORT DU RESSORT DE RAPPEL DU DISPOSITIF DU FREIN DE SERVICE
FORZA DELLA MOLLA DI RITORNO DELLA SEZIONE DI FRENO DI SERVIZIO

POSITIONING OF BREATHER TUBE IN UPPER RANGE MANDATORY
ATMUNGSROHR MUSS BEIM EINBAU IM OBEREN BEREICH ANGEORDNET WERDEN
AU MONTAGE IL EST IMPOSE A DISPOSER LE TUBE RERIFLANT DANS LA ZONE SUPERIEURE
PER IL MONTAGGIO SI DEVE DISPORRE IL TUBO RESPIRATORE NELLA ZONA SUPERIORA

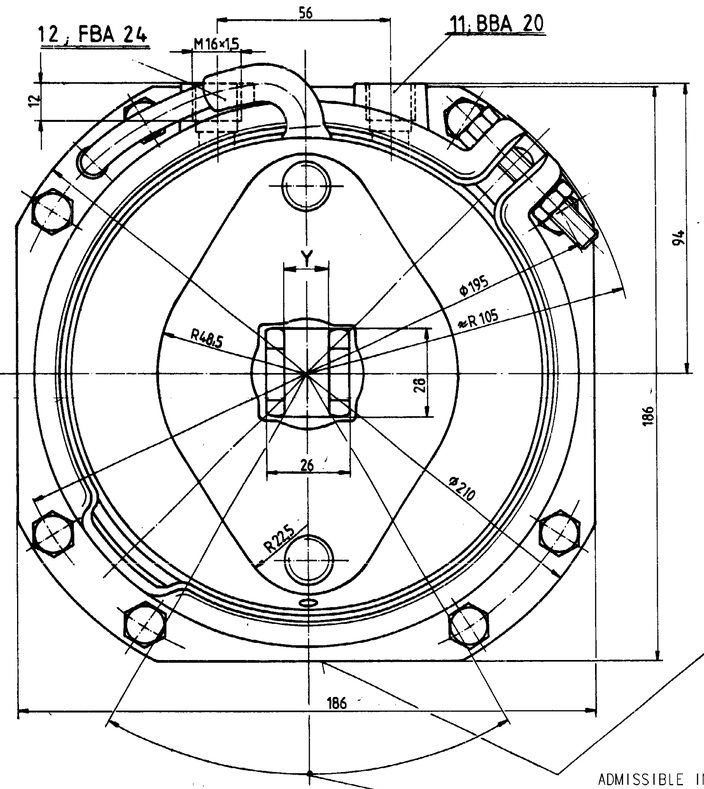

RELEASE POSITION
LOESESTELLUNG
POSITION DE DESSERRAGE
POSIZIONE DI RILASCIO

STATE AS SUPLIED ... RELEASED
ANLIEFERUNGSZUSTAND .GELOEST
ETAT DE LIVRASION .... DESSERRE
STATO DI CONSEGNA .. RILASCIATO

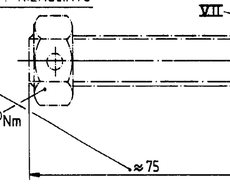

LETTERING
BESCHRIFTET.....VORSICHT FEDERVORSPANNUNG
INSCRIPTION
ISCRIZIONE

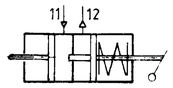

ADMISSIBLE INSTALLATION POSITION
ZULAESSIGE EINBAULAGE ±30°
POSITION D'INSTALLATION ADMISE
POSIZIONE DI MONTAGGIO AMMESSA

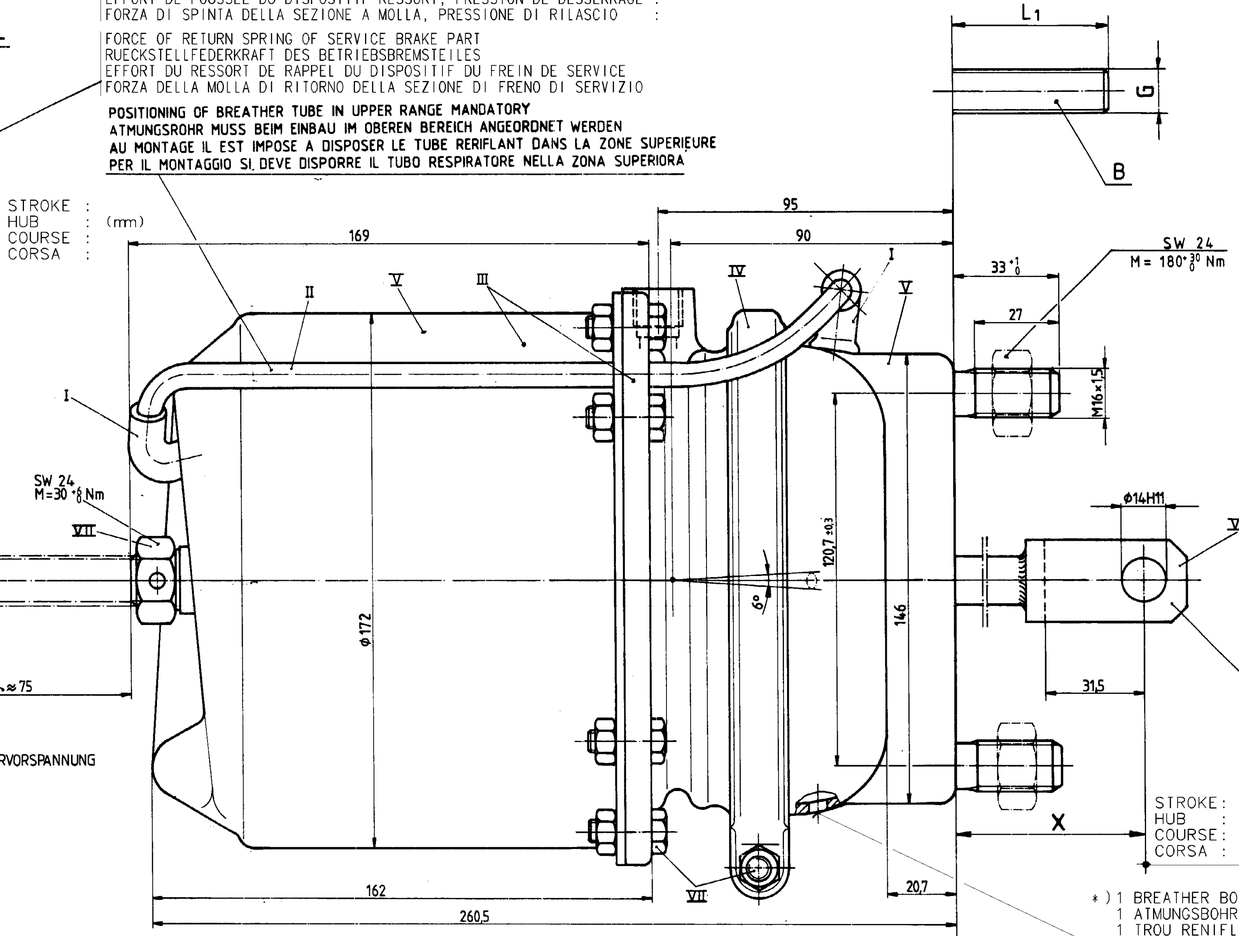

STROKE : **11** =57mm
HUB :
COURSE : **12**=57mm
CORSA :

*) 1 BREATHER BORE :
1 ATMUNGSBOHRUNG : Ø6
1 TROU RENIFLEUR :
1 FORO RESPIRATORE :

ADMISSIBLE INSTALLATION POSITION :
ZULAESSIGE EINBAULAGE : ±60°
POSITION D'INSTALLATION ADMISE :
POSIZIONE DI MONTAGGIO AMMESSA :

PORT : SERVICE BRAKING SYSTEM, WORKING PRESSURE
ANSCHLUSS : BETRIEBSBREMSANLAGE, BETRIEBSDRUCK : Pe max.=10bar
ORIFICE : **11** DISPOSITIF DE FREINAGE DE SERVICE, PRESSION D'UTILISATION
ORIFIZIO : DISPOSITIVO DI FRENATURA DI SERVIZIO, PRESSIONE DI ESERCIZIO

PORT : SPRING BRAKE CYLINDER, WORKING PRESSURE
ANSCHLUSS : **12** FEDERSPEICHERZYLINDER, BETRIEBSDRUCK : Pe max.= 8bar
ORIFICE : CYLINDRE A RESSORT, PRESSION D'UTILISATION
ORIFIZIO : CILINDRO A MOLLA, PRESSIONE DI ESERCIZIO

MAIN VIEWS REFER TO DIMENSIONS ONLY
POSITION OF COMPONENTS SEE REPRESENTATION OF VARIATIONS
HAUPTANSICHTEN BEZIEHEN SICH NUR AUF DIE ABMESSUNGEN
POSITION DER BAUTEILE SIEHE ABWANDLUNGSDARSTELLUNGEN

925 320 080 0 | 925 320 081 0 | 925 320 085 0 | 925 320 086 0 | 925 320 087 0 | 925 320 114 0

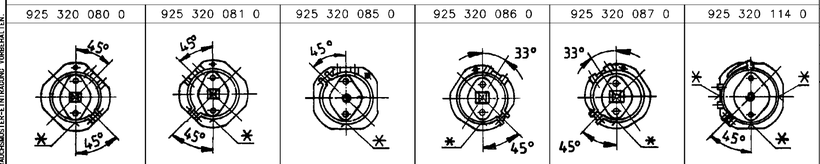

WABCO Kunden Nr	VARIANT VARIANTE VARIANTE VARIANTE	X	Y	G	L_1	MASS GEWICHT MASSE MASSA
925 320 114 0	B			M16x1.5	186	7,90
925 320 087 0	A	85	14,2±0.2			7,90
925 320 086 0	A	85	14,2±0.2			7,90
925 320 085 0	B			M14x1.5	50,8	7,90
925 320 081 0	A	85	14,2±0.2			7,90
925 320 080 0	A	85	14,2±0.2			7,90

IDENTIFICATION — DIMENSIONS

GENERAL TOLERANCES					
CLASS 1)	RANGE OF NOMINAL DIMENSIONS (± mm) ≤50	>50 ≤180	>180 ≤400	>400	
FINE	0,5	1,0	1,5	2,0	
MEDIUM	1,0	2,0	3,0	4,0	± 3°
COARSE	2,0	3,5	5,0	6,5	

TAPPED HOLES ACC. ISO 4039 / JED-152
1) TOLERANCE CLASS APPLIED CROSSMARKED

GENERAL SPECIFICATION: JED-334
FURTHER TECHNICAL DATA:
DOC. CODE: SHEET: TO

DCN-NO.	REV.	DATE
079222	1x J	01-04-02
046377	1x H	90-06-06

CADAM-DRAWING COPYRIGHT
DATE SIGNATURE
DRAWN 85-09-04 Hartwig
CHECKED 85-09-24 Mylius
STANDARDIZATION 85-10-01 Ulrich

WABCO

TRISTOP® -CYLINDER 20/24
TRISTOP® -ZYLINDER
CYLINDRE-TRISTOP®
CILINDRO-TRISTOP®

MASS	SCALE	PRODUCT IDENTIFICATION NO.	DOC. CODE	SHEET
8.8 KG	1:1	925 320 099 0	653	1/1
SIZE	I.R.I.		SHAPE CODE	REPLACEMENT FOR
A 1	185			

100mm

EXPERT CODE 7 3 8 PRODUCT TYPE 0 0 X

1009/016/01.93
653/653

TOUTE COMMUNICATION OU REPRODUCTION DE CE DOCUMENT, TOUTE EXPLOITATION OU COMMUNICATION DE SON CONTENU NON PLUS DE SES PARTIES, SONT INTERDITES SAUF AUTORISATION ECRITE. TOUS DROITS DE PROPRIETE INDUSTRIELLE ET INTELLECTUELLE RESERVES. EN CAS DE DEPOT DE BREVET, DE DESSIN OU MODELE, WABCO SE RESERVE LE DROIT DE REVENDIQUER LA PROPRIETE DE CE DOCUMENT, TOUTE COPIE DE CE DOCUMENT ET COMMUNICATION DE SON CONTENU A DES TIERS.
NON E PERMESSO CONSEGNARE A TERZI O RIPRODURRE QUESTO DOCUMENTO, NE UTILIZZARNE IL CONTENUTO O RENDERNE COMUNICATO IL CONTENUTO O PARTI DI ESSO SENZA AUTORIZZAZIONE SCRITTA. TUTTI I DIRITTI DI PROPRIETA INDUSTRIALE E INTELLETTUALE RISERVATI. IN CASO DI DEPOSITO DI BREVETTO, DISEGNO O MODELLO, WABCO SI RISERVA IL DIRITTO DI RIVENDICARE LA PROPRIETA DI QUESTO DOCUMENTO. VIETATA LA COPIA DI QUESTO DOCUMENTO E LA COMUNICAZIONE DEL CONTENUTO A TERZI.
WITEGEBEN GEWIS VERVIELFALTIGUNG OD. ZUGEBRAUCH, ZUWEBRAUCHEN OD. MITTEILUNG IHRES INHALTS NICHT ABGESTATTET. ALLE RECHTE FUER DEN FALL DER PATENTERTEILUNG, GEBRAUCHSMUSTER- OD. MUSTEREINTRAGUNG VORBEHALTEN.
COPYING OF THIS DOCUMENT AND GIVING IT TO OTHERS AND THE USE OR COMMUNICATION OF THE CONTENTS THEREOF, ARE FORBIDDEN WITHOUT PRIOR WRITTEN CONSENT. ALL RIGHTS INDUSTRIAL PROPERTY RIGHTS ARE RESERVED. IN THE EVENT OF THE GRANT OF PATENT OR REGISTRATION OF A UTILITY MODEL OR DESIGN, THIS DOCUMENT IS THE SUBJECT OF COPYRIGHT.