SURFACE, OBERFLAECHE, FACE, FACCIA	
I	JED-252
II	PA11 w sw
III	AL
IV	
V	JED-240 (RAL 3009)
VI	JED-45 M
VII	JED-256

CONTROL PRESSURE
DICHTPRUEFDRUCK..... MAX. pe 10 bar
PRESSION D'ESSAI
PRESSIONE DI PROVA

NOMINAL DIAMETER
NENNWEITE..... MIN. Ø 8,5 mm
DIAMETRE NOMINAL
DIAMETRO NOMINALE

THERMAL RANGE OF APPLICATION...
THERMISCHER ANWENDUNGSBEREICH...: -40° C BIS + 80° C
GAMME D'APPLICATION THERMIQUE...
CAMPO DI APPLICAZIONE TERMICA...

OUTPUT FORCE OF SERVICE BRAKE PART AT
KRAFTABGABE DES BETRIEBSBREMSTEILES BEI
EFFORT DE POUSSEE DU DISPOSITIF DU FREIN DE SERVICE SOUS
FORZA DI SPINTA DELLA SEZIONE DI FRENO DI SERVIZIO PER

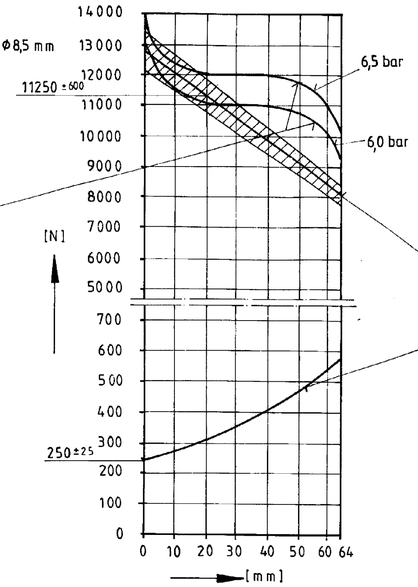

AIR VOLUME OF SERVICE BRAKE PART AT 2/3 OF ITS STROKE
HUBVOLUMEN DES BETRIEBSBREMSTEILES BEI 2/3 HUB..... ca 1,13 × 10³ cm³
VOLUME D'AIR DU DISPOSITIF DU FREIN DE SERVICE A 2/3 DE LA COURSE
VOLUME D'ARIA DELLA SEZIONE DI FRENO DI SERVIZIO A 2/3 DELLA CORSA

AIR VOLUME OF SPRING BRAKE PART
HUBVOLUMEN DES FEDERSPEICHERS..... ca 1,8 × 10³ cm³
VOLUME D'AIR DU DISPOSITIF RESSORT
VOLUME D'ARIA DELLA SEZIONE A MOLLA

OUTPUT FORCE OF SPRING BRAKE PART, RELEASE PRESSURE
KRAFTABGABE DES FEDERSPEICHERS, LOESEDRUCK..... pe 5,1 ±0,3 bar
EFFORT DE POUSSEE DU DISPOSITIF RESSORT, PRESSION DE DESSERRAGE
FORZA DI SPINTA DELLA SEZIONE A MOLLA, PRESSIONE DI RILASCIO

FORCE OF RETURN SPRING OF SERVICE BRAKE PART
RUECKSTELLFEDERKRAFT DES BETRIEBSBREMSTEILES
EFFORT DU RESSORT DE RAPPEL DU DISPOSITIF DU FREIN DE SERVICE
FORZA DELLA MOLLA DI RITORNO DELLA SEZIONE D'FRENO DI SERVIZIO

POSITIONING OF BREATHER TUBE IN UPPER RANGE MANDATORY
ATMUNGSROHR MUSS BEIM EINBAU IM OBEREN BEREICH ANGEORDNET WERDEN
AU MONTAGE IL EST IMPOSE A DISPOSER LE TUBE RERIFLANT DANS LA ZONE SUPERIEURE
PER IL MONTAGGIO SI DEVE DISPORE IL TUBO RESPIRATORE NELLA ZONA SUPERIORA

PORT
ANSCHLUSS 11 SERVICE BRAKING SYSTEM, WORKING PRESSURE
BETRIEBSBREMSANLAGE, BETRIEBSDRUCK..... MAX. pe 8,5 bar
ORIFICE DISPOSITIF DE FREINAGE DE SERVICE PRESSION D'UTILISATION
ORIFIZIO DISPOSITIVO DI FRENATUR DI SERVIZIO, PRESSIONE DI ESERCIZIO

PORT
ANSCHLUSS 12 SPRING BRAKE CYLINDER, WORKING PRESSURE
FEDERSPEICHERZYLINDER, BETRIEBSDRUCK..... MAX. pe 8,5 bar
ORIFICE CYLINDRE A RESSORT, PRESSION D'UTISILATION
ORIFIZIO CILINDRO A MOLLA, PRESSIONE DI ESERCIZIO

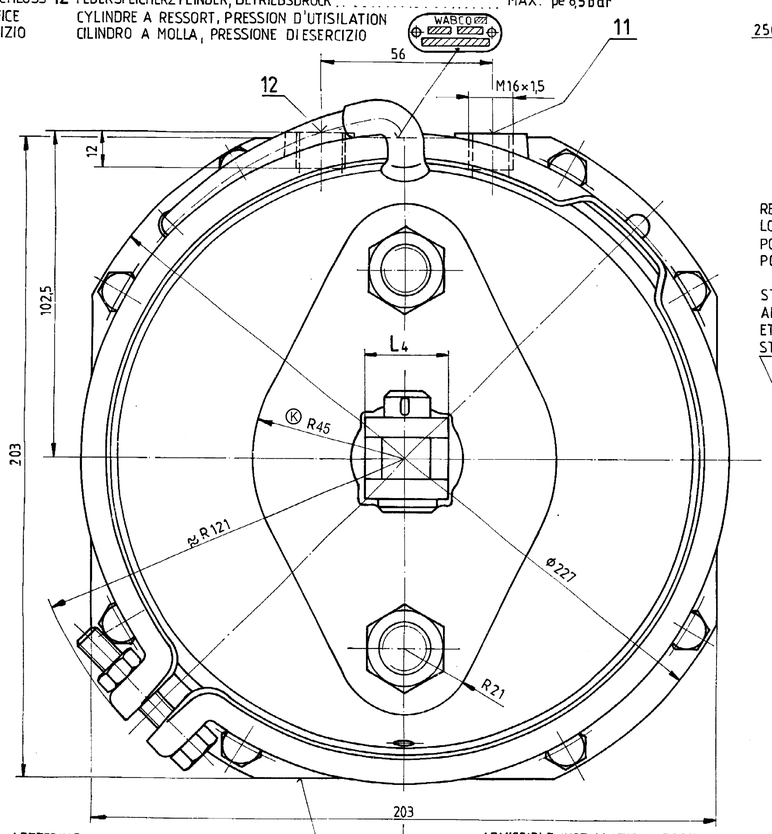

LETTERING
BESCHRIFTET.....VORSICHT FEDERVORSPANNUNG
INSCRIPTION
ISCRIZIONE

ADMISSIBLE INSTALLATION POSITION
ZULAESSIGE EINBAULAGE..... ± 30°
POSITION D'INSTALLATION ADMISE
POSIZIONE DI MONTAGGIO AMMESSA

RELEASE POSITION
LOESESTELLUNG
POSITION DE DESSERRAGE
POSIZIONE DI RILASCIO

STATE AS SUPLIED
ANLIEFERUNGSZUSTAND
ETAT DE LIVRASION
STATO DI CONSEGNA } Z

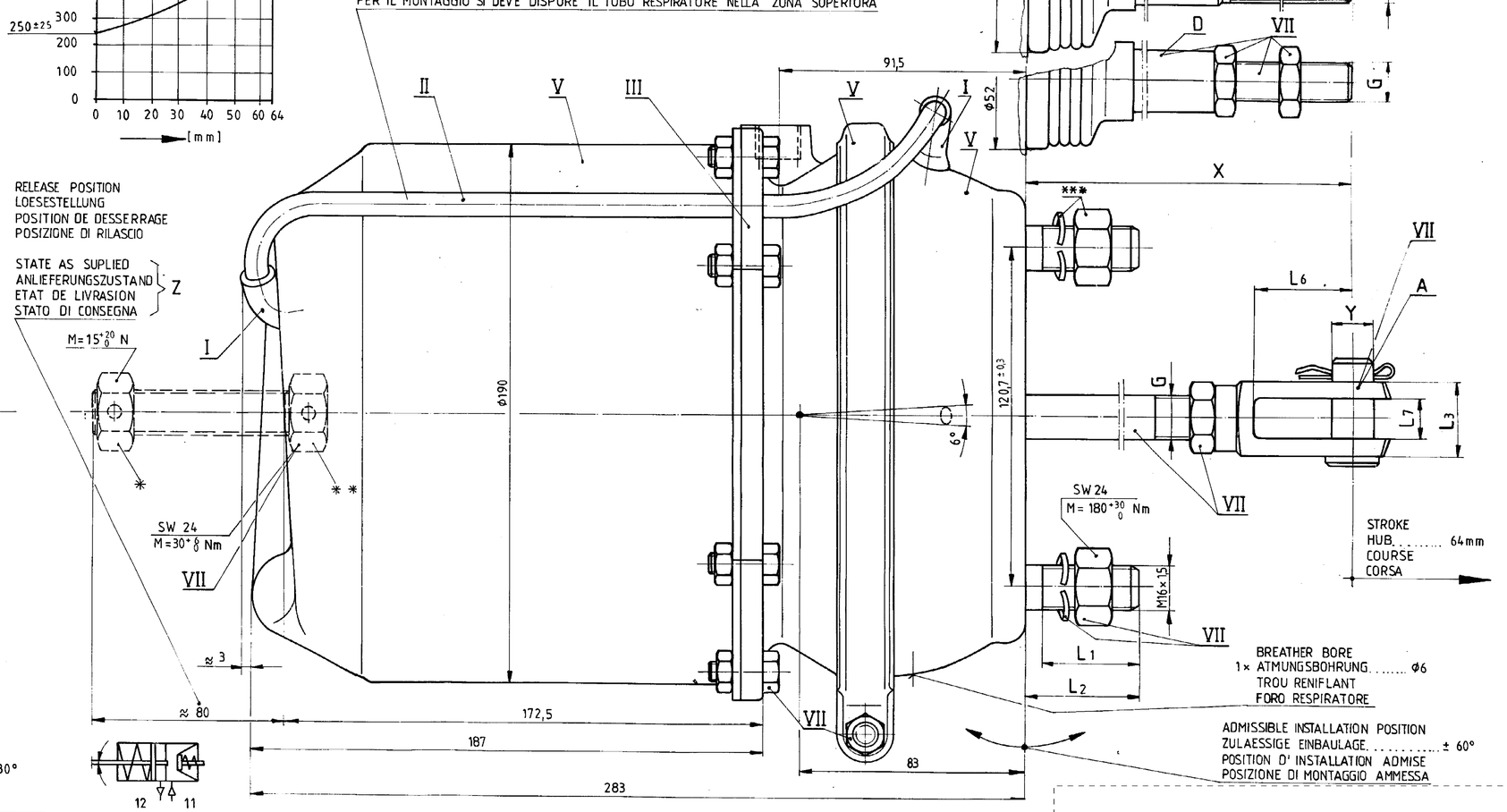

15,8h11	+0,110 0
16H10	+0,070 0
14H8	+0,027 0
14B12	+0,330 +0,150
15B12	+0,330 +0,150
12,7H8	+0,027 0

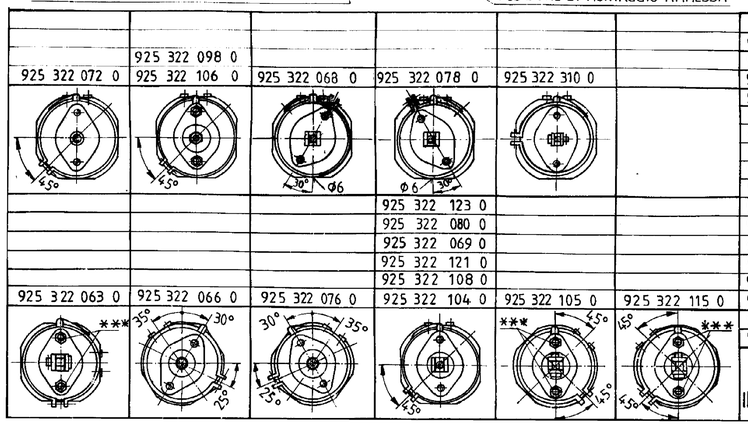

WABCO IDENTIFICATION	CUSTOMERS Nº KUNDEN Nr. Nº CLIENT Nº CLIENTE	X	L1	L2	L3	L4	L5	L6	L7	Z	Y	VARIANT VARIANTE VARIANTE VARIANTE	G
925 322 123 0		200	31	38	27	27	—	56	14B12	**	14H8	B	M 14 × 1,5
925 322 080 0		92	26	33	27	27	—	36	14B12	*	12,7H8	A	M 14 × 1,5
925 322 310 0		70	31	38	32	32	—	32	15B12	*	16H10	A	M16 × 1,5
925 322 069 0		75	36	42	27	27	—	28	14B12	**	14H11	E	M14 × 1,5
925 322 078 0		210	26	33	27	27	—	56	14B12	**	14H11	B	M14 × 1,5
925 322 068 0		210	26	33	27	27	—	56	14B12	**	14H11	B	M14 × 1,5
925 322 098 0		250	36	42	—	—	45	—	—	*	—	C	M14 × 1,5
925 322 121 0		285	26	33	27	27	—	56	14B12	**	14H8	B	M14 × 1,5
925 322 115 0		86	36	42	32	32	—	36	14,5±0,2	*	15,8h11	B	5/8"-18-UNF
925 322 108 0		210	26	33	27	27	—	56	14B12	**	14H8	B	M14 × 1,5
925 322 106 0		785	26	33	—	—	—	—	—	**	—	D	M14 × 1,5
925 322 105 0		86	36	42	32	32	—	36	14,5±0,2	*	15,8h11	B	5/8"-18-UNF
925 322 104 0		110	26	33	27	27	—	56	14B12	**	14H8	B	M14 × 1,5
925 322 076 0		285	36	42	—	—	55	—	—	**	—	C	M14 × 1,5
925 322 072 0		38	37	44	—	—	35	—	—	*	—	A	5/8"-18-UNF
925 322 066 0		285	36	42	—	—	55	—	—	**	—	C	M14 × 1,5
925 322 063 0		83	26	33	32	32	—	36	14,5±0,2	**	15,8h11	A	5/8"-18-UNF

DIMENSIONS

Further Technical Data:				
Doc. Code:		Sheet:	To	
General Tolerances JED-261				
Range of Nominal Dimensions (± mm)				
Class 1)	≤ 50	> 50 ≤ 180	> 180 ≤ 400	> 400
Fine	0.5	1.0	1.5	2.0
Medium	1.0	2.0	3.0	4.0
Coarse	2.0	3.5	5.0	6.5
Tapped Holes acc. ISO 4039 / JED-152				
1) Tolerance Class Applied Crossmarked				

General Specification: JED-334-1 , Size ISO 14405 LP

Copyright WABCO®

	Date	Signature
Drawn	2014-10-01	Medynski
Checked	2014-10-03	Szczupiak
Expert	Szczupiak	

WABCO Ⓚ

TRISTOP®-CYLINDER
TRISTOP®-ZYLINDER 30/30
CYLINDRE-TRISTOP®
CILINDRO-TRISTOP®

Mass	Scale	Material No.	Date of first issue: 86-05-22
12.0 KG	1:1	925 322 059 0	Doc.Code 053 / Language ML / Sheet 1/1
Size A 1	CAD System TIF	ECN-No. 164998 / Revision 2 x K / Techn. Resp. 5380	Replacement for

100mm

Tous droits de propriété intellectuelle réservés, notamment en matière de brevets et de modèles.
Weitergabe sowie Vervielfältigung dieser Unterlage, Verwertung und Mitteilung ihres Inhalts nicht gestattet, soweit nicht ausdrücklich zugelassen. Zuwiderhandlungen verpflichten zu Schadenersatz. Alle Rechte für den Fall der Patent-, Gebrauchsmuster- oder Geschmacksmustereintragung vorbehalten.
Copying of this document and giving it to others and the use or communication of the contents thereof, are forbidden without express authority. Offenders are liable to the payment of damages. All rights are reserved in the event of the grant of a patent or registration of a utility model or design. This document is the subject of copyright.