SURFACE, OBERFLAECHE, FACE, FACCIA	
I	JED-252
II	PA11 w sw
III	AL
IV	JED-240 (RAL8022)
V	JED-240 (RAL3009)
VI	JED-45M
VII	JED-256

CONTROL PRESSURE
DICHTPRUEFDRUCK ..... MAX pe 10bar
PRESSION D'ESSAI
PRESSIONE DI PROVA

NOMINAL DIAMETER
NENNWEITE ..... MIN Φ8,5 mm
DIAMETRE NOMINAL
DIAMETRO NOMINALE

THERMAL RANGE OF APPLICATION.....:
THERMISCHER ANWENDUNGSBEREICH..: -40°C.....+80°C
GAMME D'APPLICATION THERMIQUE..:
CAMPO DI APPLICAZIONE TERMICA.....:

OUTPUT FORCE OF SERVICE BRAKE PART AT
KRAFTABGABE DES BETRIEBSBREMSTEILES BEI .....
EFFORT DE POUSSEE DU DISPOSITIF DU FREIN DE SERVICE SOUS
FORCA DI SPINTA DELLA SEZIONE DI FRENO DI SERVIZIO PER

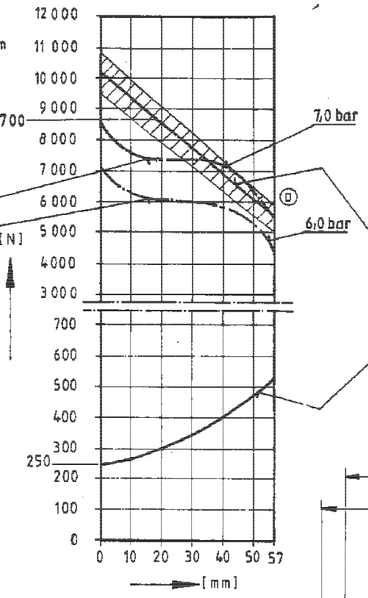

AIR VOLUME OF SERVICE BRAKE PART AT 2/3 OF ITS STROKE
HUBVOLUMEN DES BETRIEBSBREMSTEILES BEI 2/3 HUB ..... ca $0{,}6 \times 10^3$ cm³
VOLUME D'AIR DU DISPOSITIF DU FREIN DE SERVICE A 2/3 DE LA COURSE
VOLUME D'ARIA DELLA SEZIONE DI FRENO DI SERVIZIO A 2/3 DELLA CORSA

AIR VOLUME OF SPRING BRAKE PART
HUBVOLUMEN DES FEDERSPEICHERS ..... ca 14×10^3 cm³
VOLUME D'AIR DU DISPOSITIF RESSORT
VOLUME D'ARIA DELLA SEZIONE A MOLLA

OUTPUT FORCE OF SPRING BRAKE PART, RELEASE PRESSURE
KRAFTABGABE DES FEDERSPEICHERS, LOESEDRUCK ..... $p_e = 5{,}1 \pm 0{,}3$ bar
EFFORT DE POUSSEE DU DISPOSITIF RESSORT, PRESSION DE DESSERRAGE
FORZA DI SPINTA DELLA SEZIONE A MOLLA, PRESSIONE DI RILASCIO

FORCE OF RETURN SPRING OF SERVICE BRAKE PART
RUECKSTELLFEDERKRAFT DES BETRIEBSBREMSTEILES
EFFORT DU RESSORT DE RAPPEL DU DISPOSITIF DU FREIN DE SERVICE
FORZA DELLA MOLLA DI RITORNO DELLA SEZIONE DI FRENO DI SERVIZIO

POSITIONING OF BREATHER TUBE IN UPPER RANGE MANDATORY
ATMUNGSROHR MUSS BEIM EINBAU IM OBEREN BEREICH ANGEORDNET WERDEN
AU MONTAGE IL EST IMPOSE A DISPOSER LE TUBE RERIFLANT DANS LA ZONE SUPERIEURE
PER IL MONTAGGIO SI DEVE DISPORRE IL TUBO RESPIRATORE NELLA ZONA SUPERIORA

PORT
ANSCHLUSS 11
ORIFICE
ORIFIZIO

SERVICE BRAKING SYSTEM, WORKING PRESSURE
BETRIEBSBREMSANLAGE, BETRIEBSDRUCK ..... MAX pe 8bar
DISPOSITIF DE FREINAGE DE SERVICE, PRESSION D'UTISILATION
DISPOSITIVO DI FRENATUR DI SERVIZIO, PRESSIONE DI ESERCIZIO

PORT
ANSCHLUSS 12
ORFICE
ORIFIZIO

SPRING BRAKE CYLINDER, WORKING PRESSURE
FEDERSPEICHERZYLINDER, BETRIEBSDRUCK ..... MAX pe 8bar
CYLINDRE A RESSORT, PRESSION D'UTISILATION
CILINDRO A MOLLA, PRESSIONE DI ESERCIZIO

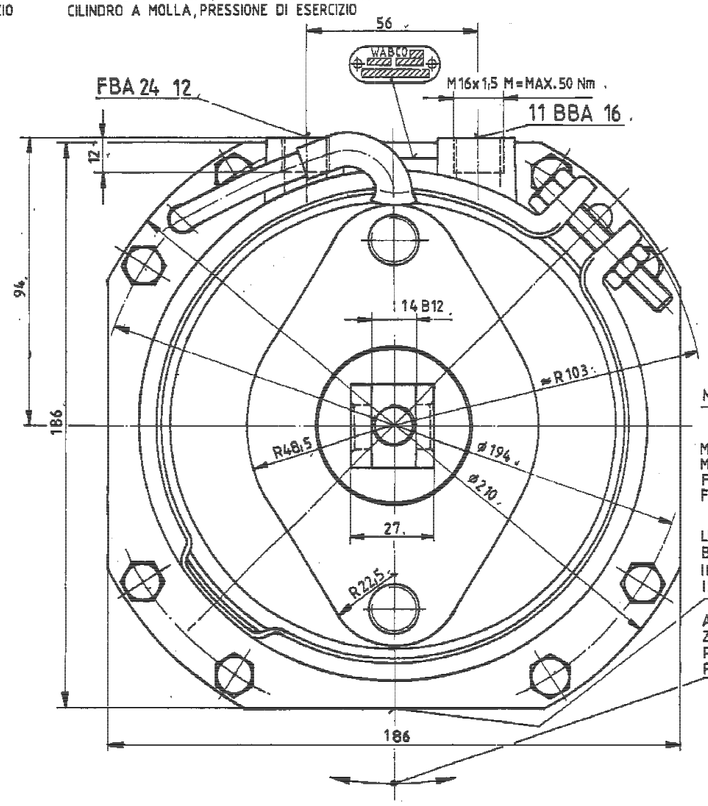

RELEASE POSITION
LOESESTELLUNG
POSITION DE DESSERRAGE
POSIZIONE DI RILASCIO

STATE AS SUPLIED
ANLIEFERUNGSZUSTAND
ETAT DE LIVRASION
STATO DI CONSEGNA

Z = ** ***

≈75

M= 15 +20 -0 Nm

MEDIUM.....AIR
MEDIUM.....LUFT
FLUIDE.....AIR
FLUIDO.....ARIA

SW 24
M= 30 +6 -0 Nm

LETTERING
BESCHRIFTET.....VORSICHT FEDERVORSPANNUNG
INSCRIPTION
ISCRIZIONE

ADMISSIBLE INSTALATION POSITION
ZULAESSIGE EINBAULAGE ..... ±30°
POSITION D'INSTALATION ADMISE
POSIZIONE DI MONTAGGIO AMMESSA

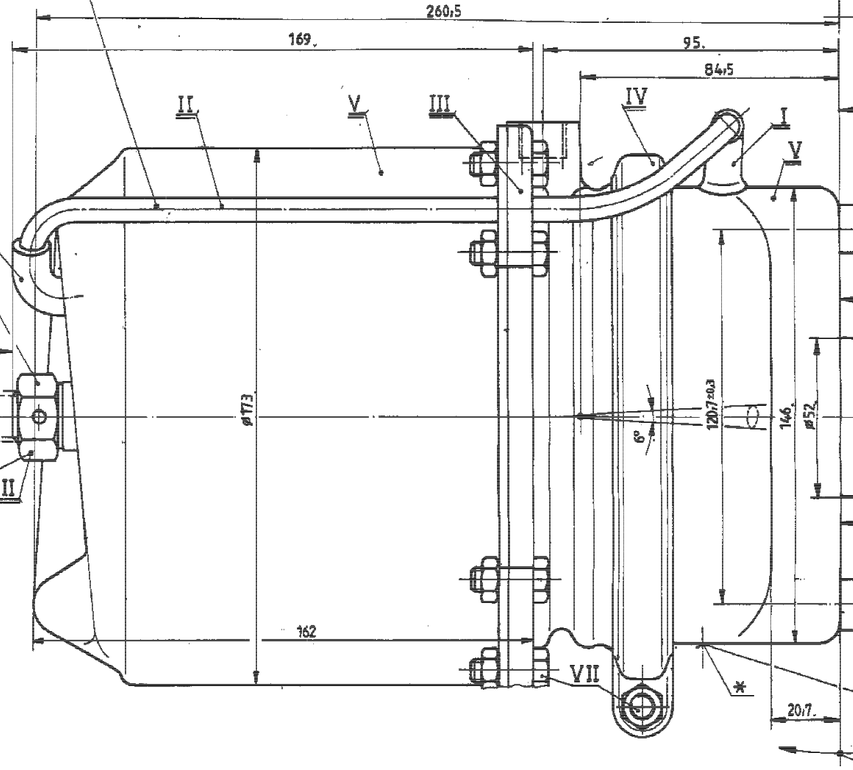

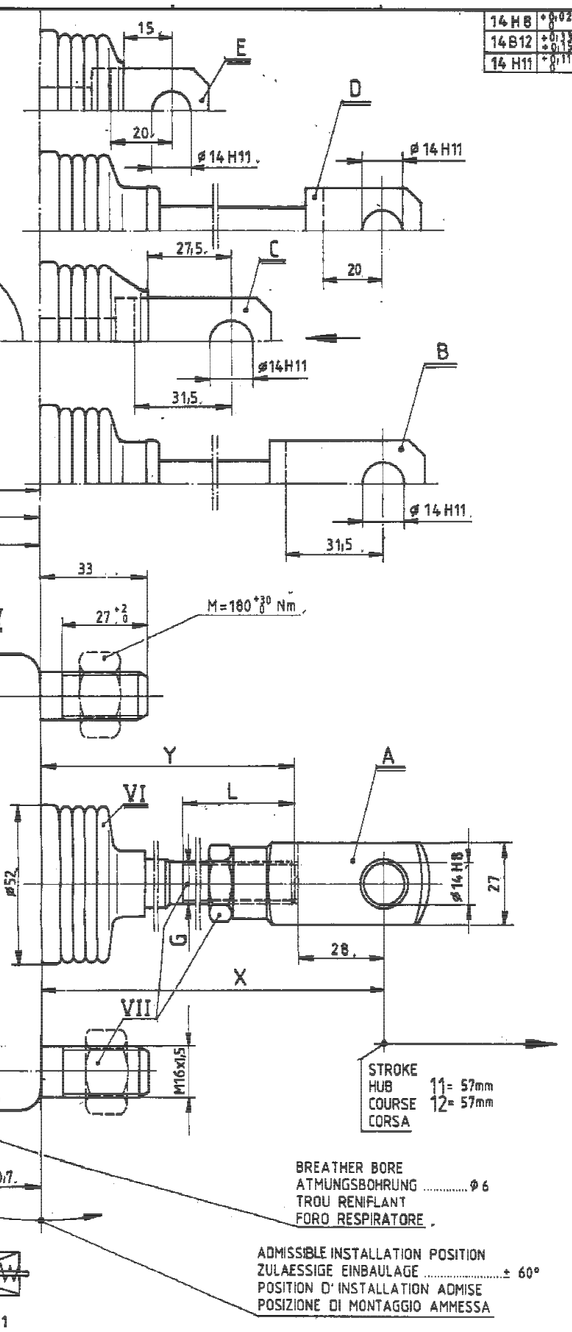

14 H8	+0,027 -0	
14 B12	+0,350 +0,150	
14 H11	+0,110 -0	

								925 324 219 0		206				B		**	
								925 324 218 0		150				B		**	N
925 324 203 0	925 324 204 0		925 324 212 0	925 324 208 0	925 324 218 0	925 324 225 0	925 324 235 0	925 324 216 0		60				C		**	
30°	45°		EXTRA ZEICHNUNG	10° 30°	30° 10°	30°	30°	925 324 235 0		77				B		**	N
								925 324 209 0		206				B		**	
								925 324 212 0			38	5/8"	40			***	
								925 324 211 0		60				C		**	N
								925 324 210 0		206				B		**	N
								925 324 208 0		150				B		**	N
								925 324 206 0		60				C		**	
								925 324 204 0		290				B		**	
			925 324 209 0	925 324 219 0				925 324 203 0		58				C		**	
925 324 200 0	925 324 210 0	925 324 201 0			925 324 211 0	925 324 216 0	925 324 206 0	925 324 225 0		77				B		**	N
30° 45°	45° 30°	30° 45°	45° 30°	30° 45°	45° 30°	30°	30°	925 324 201 0		60				C		**	N
								925 324 200 0		206				B		**	N

WABCO IDENTIFICATION | CUSTOMERS Nº KUNDEN Nr. Nº CLIENT Nº CLIENTE | X Y G L DIMENSIONS | VARIANT VARIANTE VARIANTE VARIANTE | MASS GEWICHT MASSE MASSA | Z

FURTHER TECHNICAL DATA SEE
IDENTIFICATION No
CODE FOR DOCUMENT 605 SHEET TO

GENERAL TOLERANCES

CLASS	RANGE OF NOMINAL DIMENSIONS (± mm) 11	≤ 50	> 50 ≤ 180	> 180 ≤ 400	> 400	∡
I		0,5	1	1,5	2	
II	X	1	2	3	4	± 3°
III		2	3,5	5	6,5	

TAPPED HOLES ACC. ISO 4039
'I TOLERANCE CLASS APPLIED CROSSMARKED

V	113112	16xN	07-04-27
	DCN-No	REV.	DATE

COPYRIGHT

WABCO

DATE	SIGNATURE	
DRAWN	85-02-05	Hartwig
CHECKED	85-03-13	Gotz Mayer
STANDARDIZATION	85-04-29	

TRISTOP BRAKE ACTUATOR
TRISTOPZYLINDER
CYLINDRE TRISTOP
CILINDRO TRISTOP

16/24 (ST)

MASS	SCALE	IDENTIFICATION
≈ 8,00 kg	1:1	925 324 299 0
SIZE A 1	TR 525	CODE F. PRODUCTGROUP 538

CODE FOR DOCUMENT 653 | SHEET 1/1
CODE FOR SHAPE | REPLACEMENT FOR

EXPERT CODE 8 0 5

1 2 3 4 5 6 7 8 9 12