SAFETY CHARACTERISTICS	11
SIGNIFICANT CHARACTERISTICS	5

SURFACE PROTECTION		
Sl.No.	JED	DESCRIPTION
I	JED-739-3	ZINC NICKEL PASSIVATION
II	JED-240-3	POWDER COATING
III	JED-259-1	CHROMATING
IV	-	PLASTIC/RUBBER
V	JED-371-0	PHOSPHATING AND OILING
VI	JED 240-1	PAINTING
VII	JED 007-3	ANODIZING

MEDIUM : AIR
MEDIUM : LUFT
FLUIDE : AIR
FLUIDO : ARIA

NOMINAL DIAMETER FOR INLET PORTS :
NENNWEITE : MIN Ø9
DIAMETRE NOMINAL :
DIAMETRO NOMINALE :

THERMAL RANGE OF APPLICATION :
THERMISCHER ANWENDUMGSBEREICH : -40°C.....+80°C
BAMME D'APPLICATION TERMIQUE :
CAMPO DI APPLICAZIONE TERMICA : <1>

11 STROKE :
HUB : 57 mm min. <1>
COURSE :
CORSA :

12 STROKE :
HUB : 57 mm min. <1>
COURSE :
CORSA :

(2) DEFLECTION : AT STROKE
AUSLENKUNG : 4° max BEI HUB 0 mm
DEFLEXION : A COURSE
EEVIAZION : A CORSA

SW = WIDTH ACROSS FLATS
SCHLUESSELWEITE
SURPLATS <2>
LAGHEZZA IN CHIAVE

(1) OPEN BREATHER HOLE
OFFEN ATMUNGSBOHRUNGO
VERT TRCU RENIFLEUR
APERTO FORO RESPIRATORE

(3) DRAWN OUT OF PLANE
AUS EBENE GEZOGEN
TIRÉ HORS DU PLAN
TIRATO FUORI DAL PIANO

<1>
FORCE :
KRAFT : N
FORCE :
FORRZA :

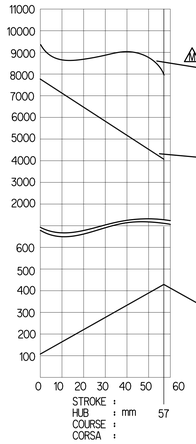

GRAPHS FOR INFORMATION ONLY

OUTPUT FORCE OF SERVICE BRAKE PART AT :
KRAFTABGABE DES BETRIEBSBREMSTEILES BEI : 8.5 bar
EFFORT DE POUSSEE DU DISPOSITIF DU FREIN DE SERVICE SOUS :
FORZA DI SONITA DELLA SEZIONE DI FREND DI SERVIZIO PER :

<1>
OUTPUT FORCE OF SPRING BRAKE PART, RELEASE PRESSURE :
KRAFTABGABE DES FEDERSPEICHERS, LOESEDRUCK : 5.1±0.3 bar
EFFORT DE POUSSEE DU DISPOSITIF RESSORT, PRESSION DE DESSERRAGE : at 10mm stroke
FORZA DI SPINTA DELLA SEZIONE A MOLLA, PRESSIONE DI RILASCIO :

FORCE OF RETURN SPRING OF SERVICE BRAKE PART
RUECKSTELLFEDERKRAFT DES BETRIEBSBREMSTEILES
EFFORT DU RESSORT DE RAPPELL DU DISPOSITIF DU FREIN DE SERVICE
FORZA DELLA MOLLA DI RITORNO DELLA SEZIONE DI FREND DI SERVIZIO
<2>

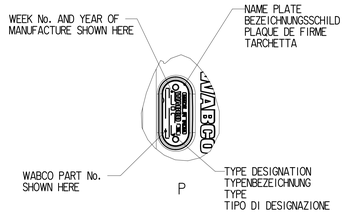

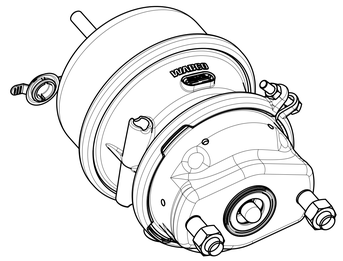

1:2

BASIC VIEWS FOR REPRESENATITION PURPOSE ONLY
FOR ACTUAL ORIENTATION SEE TABULATION

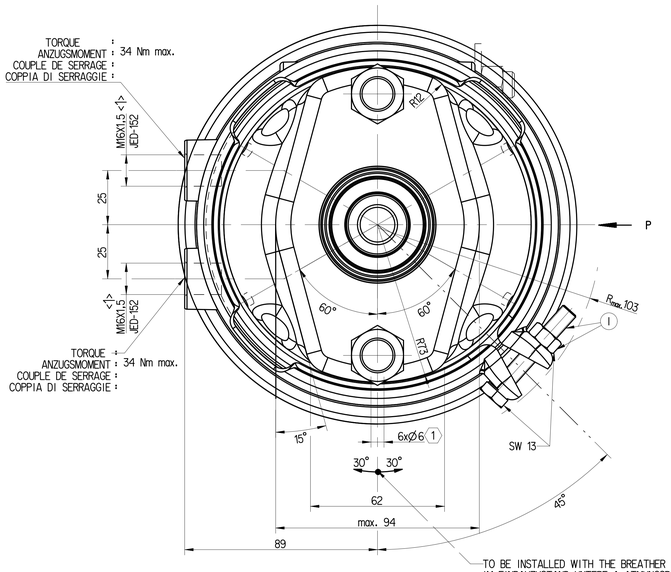

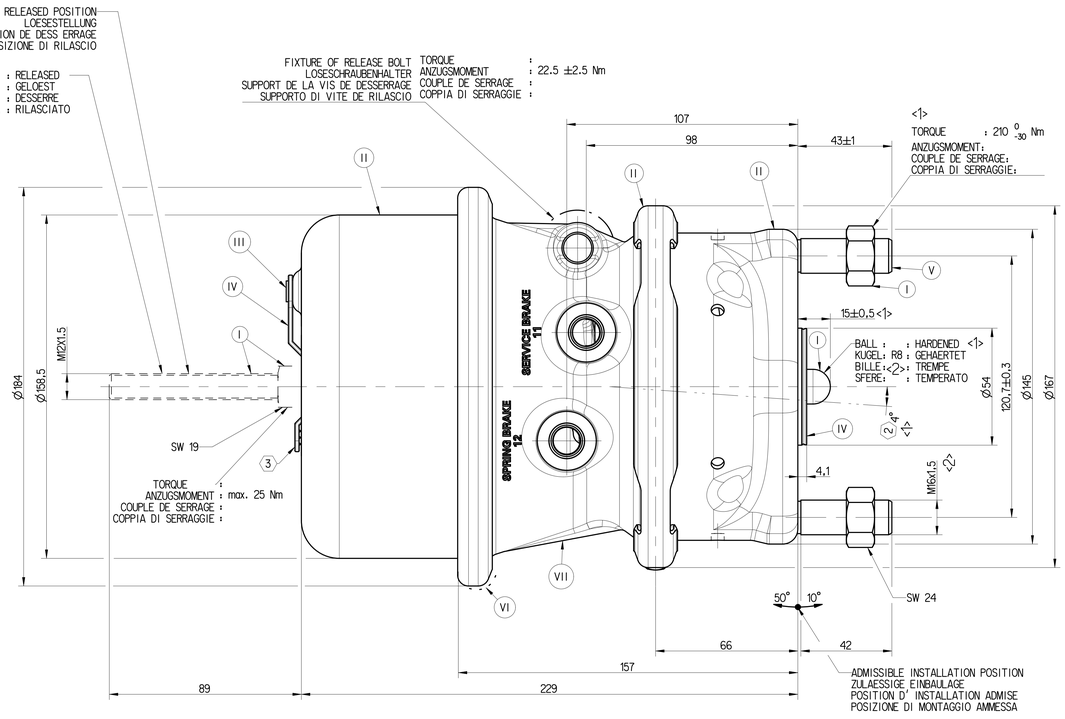

CAUTION
VORSICHT
PRUDENCE
ATTENZIONE

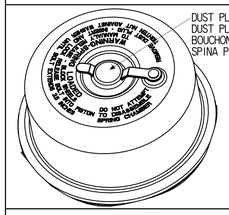

1) AFTER REMOVAL OF CAGING/ RELEASE BOLT ENSURE THE HOLE IS ALWAYS COVERED WITH DUST PLUG

NACH ENTNAHME KÄFIG/LÖSEBOLZEN SICHERSTELLEN, DASS DIE BOHRUNG IMMER MIT STAUBSTOPFEN ABGEDECKT IST

APRÈS LE RETRAIT DE CAGING/BOULON DE LIBÉRATION ASSUREZ-VOUS QUE LE TROU EST TOUJOURS COUVERT DE BOUCHON DE POUSSIÈRE

DOPO LA RIMOZIONE DEL BULLONE DI GABBIA/RILASCIO ASSICURARSI CHE IL FORO È SEMPRE COPERTO DA SPINA DI POLVERE

FAILURE TO INSTALL THE DUST PLUG IN THE CYLINDER HOLE MAY CAUSE PREMATURE FAILURE OF POWER SPRING AND POTENTIAL LOSS OF PARKING BRAKE FORCE

WENN DER STAUBSTOPFEN NICHT IN DIE ZYLINDERBOHRUNG EINGEBAUT WIRD, KANN ES ZU VORZEITIGEM AUSFALL DER KRAFTFEDER UND POTENTIELLEN VERLUST DER FESTSTELLBREMSKRAFT KOMMEN

2) DÉFAUT D'INSTALLER LE BOUCHON DE POUSSIÈRE DANS LE TROU DU CYLINDRE PEUT CAUSER UNE DÉFAILLANCE PRÉMATURÉE DU RESSORT DE PUISSANCE ET UNE PERTE POTENTIELLE DE LA FORCE DE FREIN DE STATIONNEMENT

MANCATA INSTALLAZIONE DELLA SPINA DELLA POLVERE NEL FORO DEL CILINDRO PUÒ CAUSARE UN GUASTO PREMATURO DELLA MOLLA DI ALIMENTAZIONE E POTENZIALE PERDITA DELLA FORZA DEL FRENO DI STAZIONAMENTO

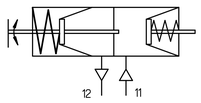

CIRCUIT DIAGRAM

AIR VOLUME OF SERVICE BRAKE PART AT 2/3 STROKE :
HUBVOLUMEN DES BETRIEBSBREMSTEILES BEI 2/3 HUB
VOLUME D' AIR DU DISPOSITIF DU FREIN DE SERVICE A 2/3 DE LA COURSE : 510 cm^3
VOLUME D' ARIA DELLA SEZIONE A MOLLA :

PORT : 11	SERVICE BRAKING SYSTEM, WORKING PRESSURE :		(TEMPORARILY :	
ANSCHLUSS :	BETRIEBSBREMSANLAGE, BETRIEBSDRUCK :	Pmax 10.5bar	(KURZZEITIG :	Pmax 13 bar)
ORIFICE :	DISPOSITIF DE FREINAGE DE SERVICE, PRESSION D'UTILISATION :		(DE COURTE DUREE :	
ORIFIZIO :	DISPOSITIVO DI FRENATURA DI SERVIZIO, PRESSIONE DI ESERCIZO :		(BREVE TEMPO SOLO :	
PORT : 12	SPRING BRAKE CYLINDER WORKING PRESSURE :		(TEMPORARILY :	
ANSCHLUSS :	BETRIEBSBREMSANLAGE, BETRIEBSDRUCK :	Pmax 8.5 bar	(KURZZEITIG :	Pmax 10 bar)
ORIFICE :	CYLINDRE A RESSORT, PRESSION, D'UTILISION :		(DE COURTE DUREE :	
ORIFIZIO :	CILINDRO A MOLLA, PRESSIONE DI ESERCIZIO :		(BREVE TEMPO SOLO :	

WABCO PART No.	MOUNTING NUT (2x)	MASS (Kg)
925 384 017 0	NO	~6.65
925 384 010 0	YES	~6.7

MOUNTING NUT (2x)

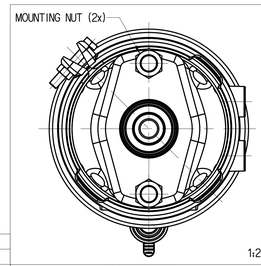

1:2

925 384 010 0

NO MOUNTING NUT

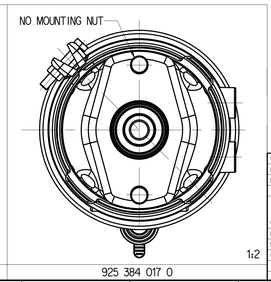

1:2

925 384 017 0

Tale Comunicato, la riproduzione di questo documento, tale esposizione ad un terzo o qualsiasi altro utilizzo, sul diritto di proprietà, sul diritto di sfruttamento e sul diritto di modificare questo documento. Non è ammesso alcun utilizzo diverso da quello per il quale è stato consegnato. Qualora questo documento dovesse essere danneggiato o perso, la Company si riserva il diritto di richiedere il risarcimento dei danni.

Copyright, this document and copies to others are the sole property of the Company. Receipt and handling without express authorisation of the Company is not permitted. Any other use than that for which it was delivered is not permitted. In the event of damage or loss of this document, the Company reserves the right to claim compensation.

General Specifications ISO 8015, JED-334-1, Size ISO 14405 LP
Further Technical Data: 925 384 000 0
Doc. Code: C035 | Sheet 1 To 6
General Tolerances JED-261

Class	11	≤ 50	> 50 ≤ 180	> 180 ≤ 400	> 400
Fine		±0.5	±1	±1.5	±2
Medium	X	±1	±2	±3	±4
Coarse		±2	±3.5	±5	±6.5

Dimensions in mm
Tapped Holes acc. JED-152
11 Tolerance Class Applied Crossmarked

Copyright ZF*

Date	Signature
Drawn 2025-06-16	Arun
Checked 2025-07-29	Arangarasan

DOUBLE DIAPHRAGM TRISTOP 16/24
DOPPELMEMBRAN-TRISTOP
TRISTOP A DOUBLE DIAPHRAGME
TRISTOP A DOPPIA DIAFRAMMA

Mass: REFER TABLE | Scale: 1:1 (1:2) | Material No.: 925 384 010 0
Size: A 0 | CAD System: CREO
Date of first issue: 2010-03-25
Doc.Code: 053 | Language: ML | Sheet: 1/1
EDM No.: 519869 | Revision: 2 M | Techn. Regs.: 5421
Replaced by: 884 013 878 0

100mm