SURFACE PROTECTION OBERFLAECHENSCHUTZ PROTECTION DE SURFACE PROTEZIONE SUPERFICI	
I	JED-240-3
II	JED-256-1
III	JED-371
IV	AL , JED-259
V	RUBBER / PLASTIC
VI	MS
VII	JED-240-2
VIII	JED-378-4 Ⓒ

MEDIUM : AIR
MEDIUM : LUFT
FLUIDE : AIR
FLUIDO : ARIA

NOMINAL DIAMETER :
NENNWEITE : min. Ø8.5
DIAMETRE NOMINAL :
DIAMETRO NOMINALE :

WIDTH ACROSS FLATS
SW = SCHLUESSELWEITE
SURPLATS
LARGHEZZA IN CHIAVE

THERMAL RANGE OF APPLICATION :
THERMISCHER ANWENDUNGSBEREICH : -40°C...+80°C
GAMME D'APPLICATION THERMIQUE :
CAMPO TERMICO D'APPLICAZIONE :

PORT : ANSCHLUSS: 11 ORIFICE : ORIFIZIO :	SERVICE BRAKING SYSTEM, WORKING PRESSURE : BETRIEBSBREMSANLAGE, BETRIEBSDRUCK : SYSTEME DE FREINAGE DE SERVICE, PRESSION D'UTILISATION : DISPOSITIVO DI FRENATURA DI SERVIZIO, PRESSIONE DI ESERCIZIO :	: max. 10.2 bar	(TEMPORARILY : (KURZZEITIG : max. 13 bar) (DE COURTE DUREE : (BREVE TEMPO SOLO :
PORT : ANSCHLUSS: 12 ORIFICE : ORIFIZIO :	SPRING BRAKE CYLINDER, WORKING PRESSURE : FEDERSPEICHERZYLINDER, BETRIEBSDRUCK : CYLINDRE A RESSORT, PRESSION D'UTILISATION : CILINDRO A MOLLA, PRESSIONE DI ESERCIZIO :	: max. 8.5 bar	(TEMPORARILY : (KURZZEITIG : max. 11 bar) (DE COURTE DUREE : (BREVE TEMPO SOLO :

FORCE :
KRAFT : N
FORCE :
FORZA :

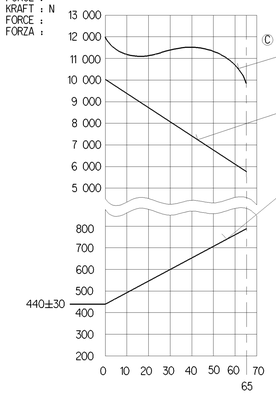

OUTPUT FORCE OF SERVICE BRAKE PART AT :
KRAFTABGABE DES BETRIEBSBREMSTEILES BEI :
EFFORT DE POUSSEE DU DISPOSITIF DU FREIN DE SERVICE SOUS :
FORZA DI SPINTA DELLA SEZIONE DI FRENO DI SERVIZIO PER : 6 bar

OUTPUT FORCE OF SPRING BRAKE PART, RELEASE PRESSURE :
KRAFTABGABE DES FEDERSPEICHERS, LOESEDRUCK :
EFFORT DE POUSSEE DU DISPOSITIF RESSORT. PRESSION DE DESSERRAGE :
FORZA DI SPINTA DELLA SEZIONE A MOLLA. PRESSIONE DI RILASCIO : 4.9±0.3 bar

FORCE OF RETURN SPRING OF SERVICE BRAKE PART :
RUECKSTELLKRAFT DER FEDER DES BETRIEBSBREMSTEILES :
EFFORT DU RESSORT DE RAPPEL DU DISPOSITIF DU FREIN DE SERVICE :
FORZA DELLA MOLLA DI RITORNO DELLA SEZIONE DI FRENO DI SERVIZIO :

AIR VOLUME OF SERVICE BRAKE PART AT 2/3 OF ITS STORKE :
HUBVOLUMEN DES BETRIEBSBREMSTEILES BEI 2/3 HUB :
VOLUME D'AIR DU DISPOSITIF DU FREIN DE SERVICE A 2/3 DE LA COURSE : ca. 1.13×10^3 cm^3
VOLUME D'ARIA DELLA SEZIONE DI FRENO DI SERVIZIO A 2/3 DELLA CORSA :

AIR VOLUME OF SPRING BRAKE PART :
HUBVOLUMEN DES FEDERSPEICHERS :
VOLUME D'AIR DU DISPOSITIF RESSORT : ca. 1.5×10^3 cm^3
VOLUME D'ARIA DELLA SEZIONE A MOLLA :

STROKE :
HUB : mm
COURSE :
CORSA :

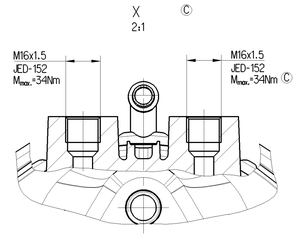

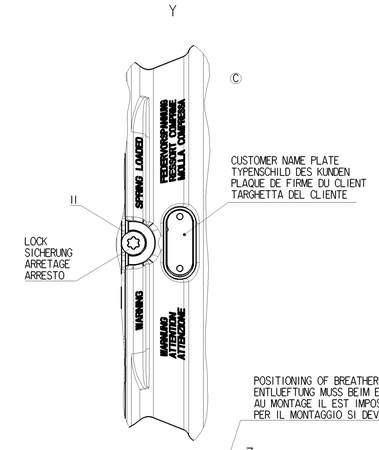

MAIN VIEWS REFER TO DIMENSIONS ONLY
HAUPTANSICHTEN BEZIEHEN SICH NUR AUF DIE ABMESSUNGEN
VUES PRINCIPALES SE REFERENT AUX DIMENSIONS SEULEMENT
VISTE PRINCIPALI RIGUARDANO LE DIMENSIONI SOLAMENTE
Ⓒ

POSITION OF COMPONENTS SEE REPRESENTATIONS OF VARIANTS
POSITION DER BAUTEILE SIEHE ABWANDLUNGSDARSTELLUNGEN
POSITION DES COMPOSANTS VOIR DESSINS DES VARIANTES
POSIZIONE DELLE COMPONENTI VEDERE DISEGNI DELLE VARIANTI

POSITIONING OF BREATHER TUBE IN UPPER RANGE MANDATORY
ENTLUEFTUNG MUSS BEIM EINBAU IM OBEREN BEREICH ANGEORDNET WERDEN
AU MONTAGE IL EST IMPOSE A DISPOSER LE TUBE DE RESPIR DANS LA ZONE SUPERIEURE
PER IL MONTAGGIO SI DEVE DISPORRE IL TUBO DI SFIATO NELLA ZONA SUPERIORA

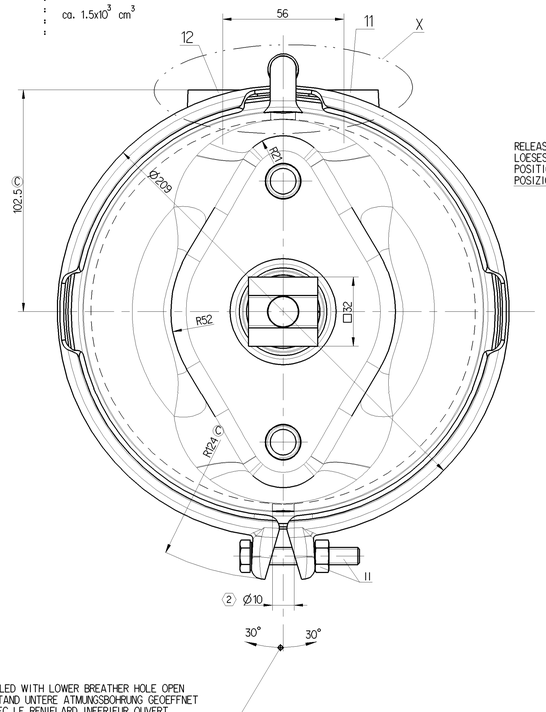

DRIVING POSITION. TIGHTENING WITH :
FAHRTSTELLUNG. ANZIEHEN MIT :
POSITION DE CONDUITE. SERRAGE AVEC :
POSIZIONE DI MARCIA. SERRAGGIO CON : $M=25^{+20}_{0}$Nm

RELEASE POSITION. RELEASING WITH :
LOESESTELLUNG. LOESEN MIT : $M_{max.}$=80Nm
POSITION DE DESSERRAGE. DESSERRAGE AVEC : Ⓒ
POSIZIONE DI RILASCIO. DISSERRAGGIO :

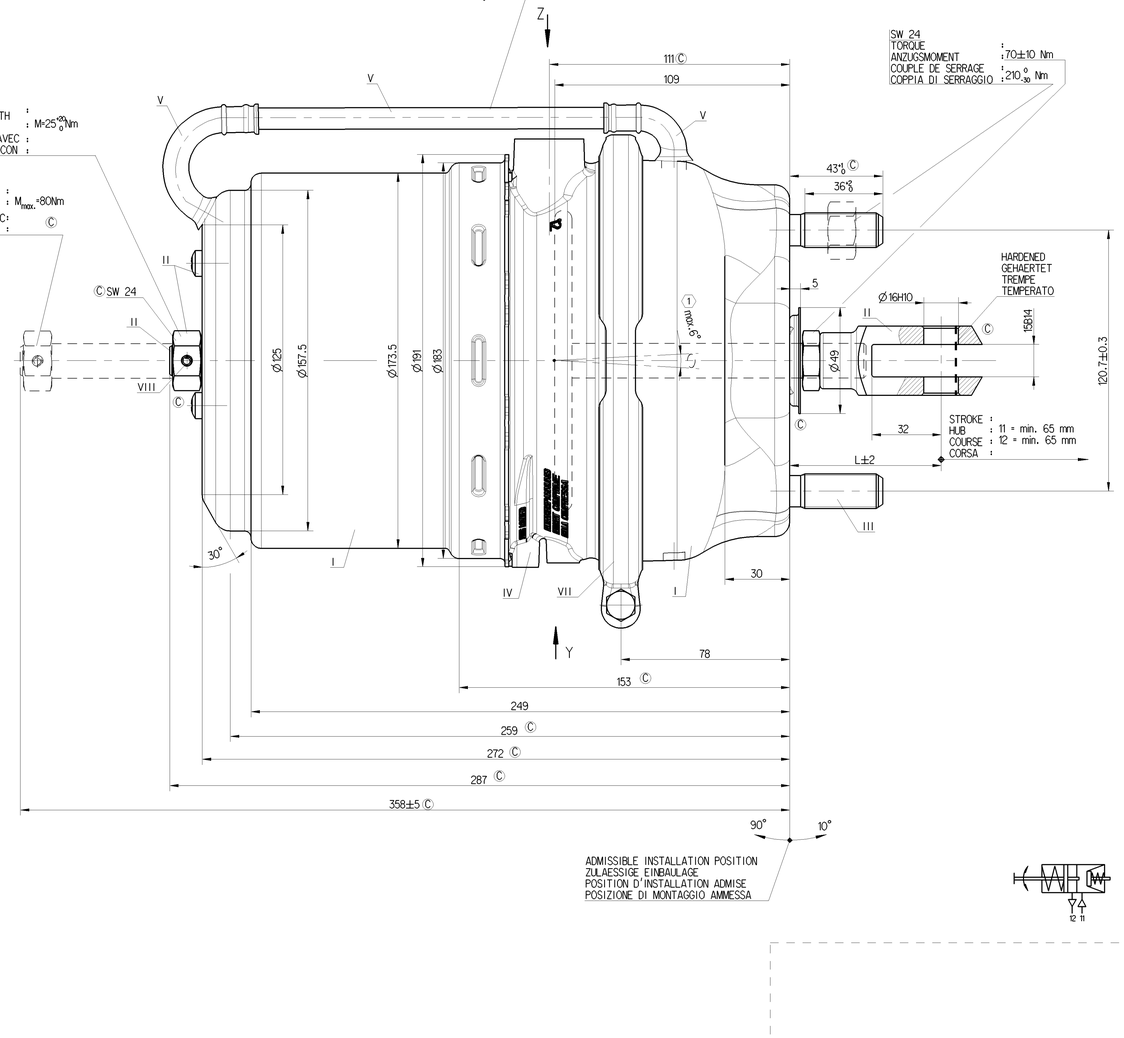

SW 24
TORQUE :
ANZUGSMOMENT : 70±10 Nm
COUPLE DE SERRAGE :
COPPIA DI SERRAGGIO : 210^{+20}_{-30} Nm

HARDENED
GEHAERTET
TREMPE
TEMPERATO

STROKE :
HUB : 11 = min. 65 mm
COURSE : 12 = min. 65 mm
CORSA :

① DEFLECTION OF PISTON : AT STROKE
AUSLENKUNG DES KOLBENS : max. 6° BEI HUB 0 mm
DEFLEXION DU PISTON : A COURSE
DEVIAZIONE DI STANTUFFO: A CORSA

② OPEN BREATHER HOLE :
ATMUNGSBOHRUNG OFFEN : Ø10
TROU DE RESPIRATION OUVERT :
FORO DI RESPIRAZIONE APERTO :

DELIVERY / ANLIEFERUNG / LIVRAISON / FORNITURA
[X] RELEASE POSITION / LOESESTELLUNG / POSITION DE DESSERRAGE / POSIZIONE DI RILASCIO
[ ] DRIVING POSITION / FAHRTSTELLUNG / POSITION DE MARCHE / POSIZIONE DI MARCIA

TO BE INSTALLED WITH LOWER BREATHER HOLE OPEN
IM EINBAUZUSTAND UNTERE ATMUNGSBOHRUNG GEOEFFNET
A MONTER AVEC LE RENIFLARD INFERIEUR OUVERT
INSTALLAZIONE: CON IL FORO DI SFIATO INFERIORE APERTO

ADMISSIBLE INSTALLATION POSITION
ZULAESSIGE EINBAULAGE
POSITION D'INSTALLATION ADMISE
POSIZIONE DI MONTAGGIO AMMESSA

VARIANT
ABWANDLUNG
VARIANTE
VARIANTE

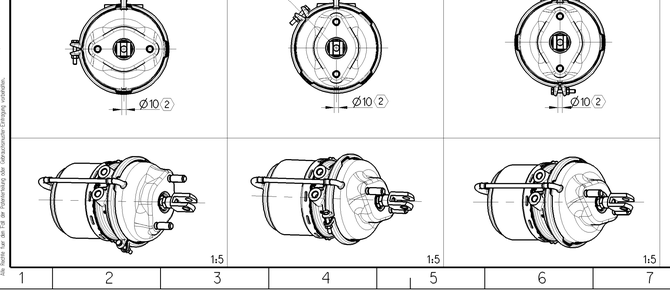

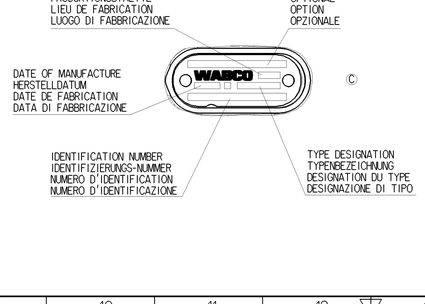

925 432 022 0	1446056	70	10.11
Ⓒ 925 432 021 0	2385751	70	10.11
925 432 020 0	-	70	10.11
WABCO	SCANIA CUSTOMER'S NO. KUNDEN-NR. NO. CLIENT NO. CLIENTE	L	MASS GEWICHT MASSE MASSA [kg]

General Specification: JED-334-1 , Size ISO 14405 LP
Further Technical Data:
Doc. Code: Sheet: To
General Tolerances JED-261

Class 11		Range of Nominal Dimensions (in mm) ≤ 50	> 50 ≤ 180	> 180 ≤ 400	> 400	
Fine		0.5	1.0	1.5	2.0	±3°
Medium	X	1.0	2.0	3.0	4.0	
Coarse		2.0	3.5	5.0	6.5	

Tapped Holes acc. JED-152
11 Tolerance Class Applied Crossmarked

Copyright WABCO®

Date	Signature
Drawn 2014-12-18	Kinos
Checked 2014-12-19	Szczupiak
Czesc	Szczupiak

WABCO Ⓒ
TRISTOP®-CYLINDER
TRISTOP®-ZYLINDER
CYLINDRE-TRISTOP®
CILINDRO-TRISTOP®
30/24

Mass	Scale	Material No.	Date of first issue: 1999-11-16
- kG	1:1 (2:1;1:1;5)	925 432 029 0	Doc.Code / Language / Sheet: 005 ML 1/1
Size A 0	CAD System CREO	ECN-No. 166136 / Revision 24 x C / Techn. Resp. 5380	Replacement for -

100mm