SURFACE PROTECT. OBERFL. SCHUTZ	
I	JED-240-3
II	JED-256-1
III	JED-371
IV	AL , JED-259
V	RUBBER / PLASTIC
VI	MS
VII	JED-240-2

TECHNICAL DATA
TECHNISCHE DATEN

VIII	
IX	
X	

MEDIUM : AIR
MEDIUM : LUFT
FLUIDE : AIR
FLUIDO : ARIA

NOMINAL DIAMETER :
NENNWEITE :
DIAMETRE NOMINAL : MIN Ø8.5
DIAMETRO NOMINALE :

SW WIDTH ACROSS FLATS
SCHLUESSELWEITE
SURPLATS
LARGHEZZA IN CHIAVE

THERMAL RANGE OF APPLICATION :
THERMISCHER ANWENDUNGSBEREICH : -40°C...+80°C
GAMME D'APPLICATION THERMIQUE :
CAMPO DI APPLICAZIONE TERMICA :

PORT / ANSCHLUSS / ORIFICE / ORIFIZIO	11	SERVICE BRAKING SYSTEM, WORKING PRESSURE / BETRIEBSBREMSANLAGE, BETRIEBSDRUCK / DISPOSITIF DE FREINAGE DE SERVICE, PRESSION D'UTILISATION / DISPOSITIVO DI FRENATURA DI SERVIZIO, PRESSIONE DI ESERCIZIO	Pe max. = 10.5 bar (TEMPORARILY / KURZZEITIG / DE COURTE DUREE / BREVE TEMPO SOLO: Pe max. = 13 bar)
PORT / ANSCHLUSS / ORIFICE / ORIFIZIO	12	SPRING BRAKE CYLINDER, WORKING PRESSURE / FEDERSPEICHERZYLINDER, BETRIEBSDRUCK / CYLINDRE A RESSORT, PRESSION D'UTILISTION / CILINDRO A MOLLA, PRESSIONE DI ESERCIZIO	Pe max. = 8.5 bar (TEMPORARILY / KURZZEITIG / DE COURTE DUREE / BREVE TEMPO SOLO: Pe max. = 11 bar)

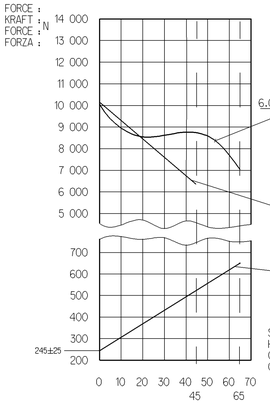

AIR VOLUME OF SERVICE BRAKE PART AT 2/3 OF ITS STROKE
HUBVOLUMEN DES BETRIEBSBREMSTEILES BEI 2/3 HUB
VOLUME D'AIR DU DISPOSITIF DU FREIN DE SERVICE A 2/3 DE LA COURSE : ca. 0.8X10 ^{3} cm ^{3}
VOLUME D'ARIA DELLA SEZIONE DI FRENO DI SERVIZIO A 2/3 DELLA CORSA

AIR VOLUME OF SPRING BRAKE PART
HUBVOLUMEN DES FEDERSPEICHERS
VOLUME D'AIR DU DISPOSITIF RESSORT : ca. 0.93x10 ^{3} cm ^{3}
VOLUME D'ARIA DELLA SEZIONE A MOLLA

OUTPUT FORCE OF SERVICE BRAKE PART AT
KRAFTABGABE DES BETRIEBSBREMSTEILES BEI
EFFORT DE POUSSEE DU DISPOSITIF DU FREIN DE SERVICE SOUS
FORZA DI SPINTA DELLA SEZIONE DI FRENO DI SERVIZIO PER

OUTPUT FORCE OF SPRING BRAKE PART, RELEASE PRESSURE
KRAFTABGABE DES FEDERSPEICHERS, LÖSEDRUCK
EFFORT DE POUSSEE DU DISPOSITIF RESSORT, PRESSION DE DESSERRAGE : pe 5.5 ±0.3 bar
FORZA DI SPINTA DELLA SEZIONE A MOLLA, PRESSIONE DI RILASCIO

FORCE OF RETURN SPRING OF SERVICE BRAKE PART
RUECKSTELLFEDERKRAFT DES BETRIEBSBREMSTEILES
EFFORT DU RESSORT DE RAPPEL DU DISPOSITIF DU FREIN DE SERVICE
FORZA DELLA MOLLA DI RITORNO DELLA SEZIONE DI FRENO DI SERVIZIO

* OPEN BREATHER HOLE
OFFEN ATMUNGSBOHRUNG
OUVERT TROU RENIFLEUR
APERTO FORO RESPIRATORE

** DEFLECTION : AT STROKE
AUSLENKUNG : max. 8° BEI HUB 0 mm
DEFLEXION : A COURSE
DEVIAZIONE : A CORSA

*** SEALING SURFACE
DICHTFLAECHE
SURFACE D'ETANCHEITE
SUPERFICI DI TENUTA

****
VERTICAL POSITION PERMISSIBLE
VERTIKALE LAGE ZULASSIG
POSITION VERTICALE ADMISE
POSIZIONE VERTICALE AMMESSA

DELIVERY
ANLIEFERUNG
LIVRAISON
FORNITURA

[X] RELEASE POSITION
LOESESTELLUNG
POSITION DE DESSERRAGE
POSIZIONE DI RILASCIO

[ ] DRIVING POSITION
FAHRTSTELLUNG
POSITION DE MARCHE
POSIZIONE DI MARCIA

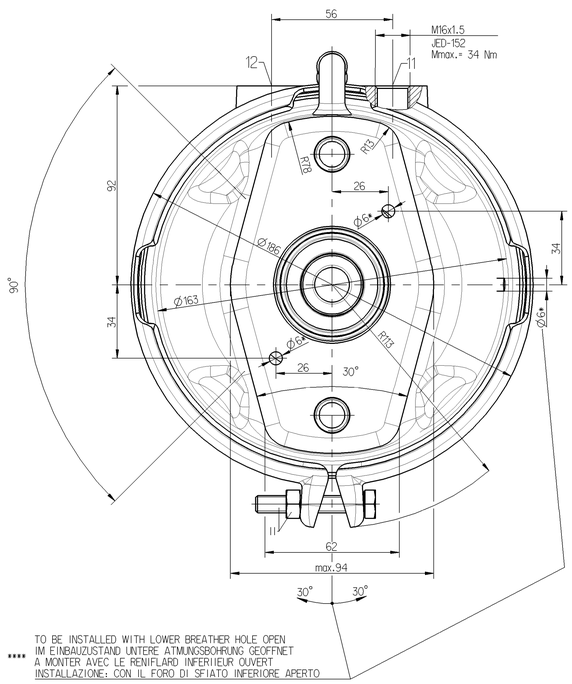

**** TO BE INSTALLED WITH LOWER BREATHER HOLE OPEN
IM EINBAUZUSTAND UNTERE ATMUNGSBOHRUNG GEOFFNET
A MONTER AVEC LE RENIFLARD INFERIEUR OUVERT
INSTALLAZIONE: CON IL FORO DI SFIATO INFERIORE APERTO

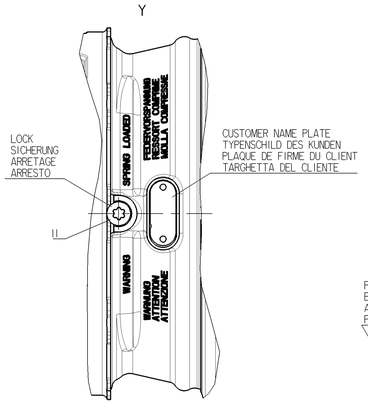

TYPE DESIGNATION
TYPENBEZEICHNUNG
TYPE
TIPO DI DESIGNAZIONE

POSITION OF COMPONENTS SEE REPRESENTATION OF VARIANTS
POSITION DER BAUTEILE SIEHE ABWANDLUNGSDARSTELLUNGEN
POSITION DES COMOSANTS VOIR DESSIN DE LA VARIANTE
POSIZIONE DELLE COMPONENTI VEDERE DISEGNO DI VARIANTE

MAIN VIEWS REFER TO DIMENSIONS ONLY
HAUPTANSICHTEN BEZIEHEN SICH NUR AUF DIE ABMESSUNGEN
VUES PRINCIPALES CONCERNENT LES DIMENSIONS SEULEMENT
VISITE PRINSIPALI RIGUARDANO DIMENSIONI SOLAMENTE

POSITIONING OF BREATHING TUBE IN UPPER RANGE MANDATORY
ENTLUEFTUNG MUSS BEIM EINBAU IM OBEREN BEREICH ANGEORNET
AU MONTAGE IL EST IMPOSE A DISPOSER LE TUBE DE RESPIR DANS LA ZONE SUPERIEURE
PER IL MONTAGGIO SI DEVE DISPORRE IL TUBO DI SFIATO NELLA ZONA SUPERIORA

DRIVING POSITION, TIGHTENING WITH
FAHRTSTELLUNG, ANZIEHEN MIT
POSITION DE CONDUITE, SERRAGE AVEC : M=25$^{+2}_{0}$Nm
POSIZIONE DI MARCIA, SERRAGGIO CON

RELEASE POSITION, RELEASING WITH
LOESESTELLUNG, LOESEN MIT POSITION
DE DESSERRAGE, DESSERRAGE AVEC : M=max.80Nm
POSIZIONE DI RILASCIO, DISSERRAGIO

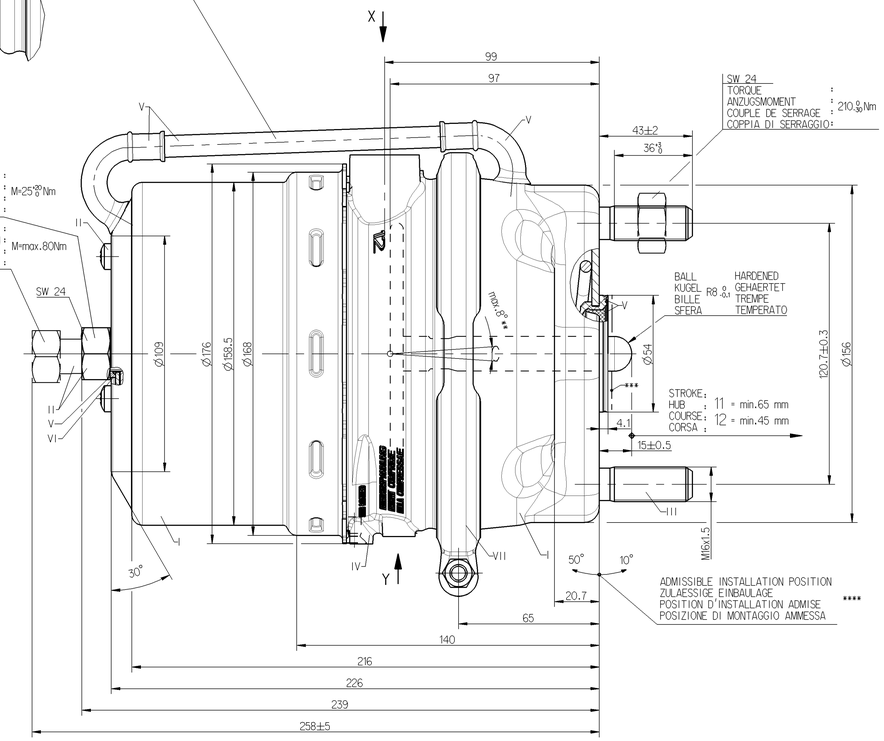

VARIANT
ABWANDLUNG
VARIANTE
VARIANTE

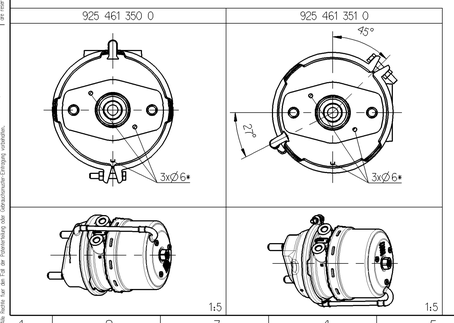

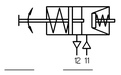

925 461 351 0	2192929	7.8
925 461 350 0	2192928	7.8
WABCO IDENTIFICATION	CUSTOMER'S NO. KUNDEN-NR. No. CLIENT No. CLIENTE	MASS GEWICHT MASSE MASSA (kg)

General Specification: JED-334-O , Size ISO 14405-1 E
Further Technical Data:
Doc. Code: Sheet: To
General Tolerances JED-261

Class 1)	Range of Nominal Dimensions (in mm) ≤ 50	> 50 ≤ 180	> 180 ≤ 400	> 400	∢
Fine	0.5	1.0	1.5	2.0	
Medium X	1.0	2.0	3.0	4.0	±3°
Coarse	2.0	3.5	5.0	6.5	

Tapped Holes acc.: JED-152
1) Tolerance Class Applied Crosshatched

Copyright WABCO®

Date	Signature
Drawn 2012-12-14	Powlowski
Checked 2012-12-14	Szczupiak
Expert Szczupiak	

WABCO

TRISTOP®-CYLINDER
TRISTOP®-ZYLINDER 24/16
CYLINDRE-TRISTOP®
CILINDRO-TRISTOP®

Mass	Scale	Material No.	Date of first issue: 2012-12-14
- KG	1:1 (1:5)	925 461 359 0	Doc.Code: 053 / Language: ML / Sheet: 1/1
Size	CAD System		
A 0	Pro/E		

Ecn-No.	Revision	Techn. Resp.	Replacement for
-	-	5400	-

100mm