SURFACE PROTECT./OBERFL. SCHUTZ	
I	JED-240-3
II	JED-256-1
III	JED-371
IV	AI ; JED-259
V	GUMMI / KUNSTSTOFF
VI	MS

MEDIUM : AIR
MEDIUM : LUFT
FLUIDE : AIR
FLUIDO : ARIA

NOMINAL DIAMETER :
NENNWEITE : MIN Ø8.5mm
DIAMETRE NOMINAL :
DIAMETRO NOMINALE:

THERMAL RANGE OF APPLICATION :
THERMISCHER ANWENDUNGSBEREICH : -40 °C...+80 °C
GAMME D'APPLICATION THERMIQUE :
CAMPO DI APPLICAZIONE TERMICA :

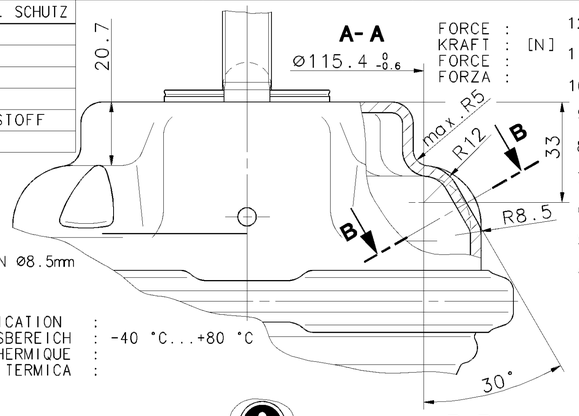

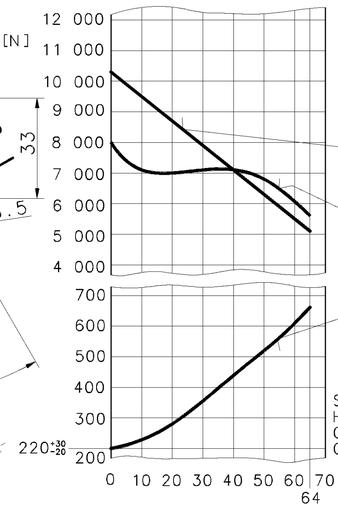

AIR VOLUME OF SERVICE BRAKE PART AT 2/3 OF ITS STROKE
HUBVOLUMEN DES BETRIEBSBREMSTEILES BEI 2/3 HUB
VOLUME D'AIR DU DISPOSITIF DU FREIN DE SERVICE A 2/3 DE LA COURSE
VOLUME D'ARIA DELLA SEZIONE DI FRENO DI SERVIZIO A 2/3 DELLA CORSA : ca.0.80x10³ cm³

AIR VOLUME OF SPRING BRAKE PART
HUBVOLUMEN DES FEDERSPEICHERS
VOLUME D'AIR DU DISPOSITIF RESSORT
VOLUME D'ARIA DELLA SEZIONE A MOLLA : ca.1.4x10³ cm³

OUTPUT FORCE OF SPRING BRAKE PART, RELEASE PRESSURE
KRAFTABGABE DES FEDERSPEICHERS, LOESEDRUCK
EFFORT DE POUSSEE DU DISPOSITIF RESSORT, PRESSION DE DESSERRAGE
FORZA DI SPINTA DELLA SEZIONE A MOLLA, PRESSIONE DI RILASCIO : pe 5.1±0.3 bar

OUTPUT FORCE OF SERVICE BRAKE PART AT
KRAFTABGABE DES BETRIEBSBREMSTEILES BEI
EFFORT DE POUSSEE DU DISPOSITIF DU FREIN DE SERVICE SOUS
FORZA DI SOINTA DELLA SEZIONE DI FRENO DI SERVIZIO PER : 6.5 bar

FORCE OF RETURN SPRING OF SERVICE BRAKE PART
RUECKSTELLFEDERKRAFT DES BETRIEBSBREMSTEILES
EFFORT DU RESSORT DE RAPPEL DU DISPOSITIF DU FREIN DE SERVICE
FORZA DELLA MOLLA DI RITORNO DELLA SEZIONE DI FRENO DI SERVIZIO

* SEALING SURFACE
DICHTFLAECHE
SURFACE D' ETANCHEITE
SUPERFICI DI TENUTA

** DEFLECTION: AT STROKE
AUSLENKUNG: max.8° BEI HUB 0 mm
DEFLEXION : A COURSE
DEVIAZIONE: A CORSA

*** OUT OF PLANE
VERSETZT GEZEICHNET
AU DEHORS DU PLAN DE PROJECTION
AL DI FUORI DEL PIANO DI PROIEZIONE

**** IN DIESEM BEREICH
IN THIS ZONE BARCODE LABEL
DANS CETTE ZONE
IN QUESTA ZON

WIDTH ACROSS FLATS
SW= SCHLUESSELWEITE
SURPLATS
LARGHEZZA IN CHIAVE

STROKE :
HUB : (mm)
COURSE :
CORSA :

PORT / ANSCHLUSS / ORIFICE / ORIFIZIO	11	SERVICE BRAKING SYSTEM, WORKING PRESSURE BETRIEBSBREMSANLAGE, BETRIEBSDRUCK DISPOSITIF DE FREINAGE DE SERVICE, PRESSION D'UTILISATION DISPOSITIVO DI FRENATURA DI SERVIZIO, PRESSIONE DI ESERCIZIO	Pe max.=10.2 bar	(TEMPORARILY (KURZZEITIG (DE COURTE DUREE (BREVE TEMPO SOLO:	Pe max.=13 bar)
PORT / ANSCHLUSS / ORIFICE / ORIFIZIO	12	SPRING BRAKE CYLINDER, WORKING PRESSURE FEDERSPEICHERZYLINDER, BETRIEBSDRUCK CYLINDRE A RESSORT, PRESSION D'UTILISATION CILINDRO A MOLLA, PRESSIONE DI ESERCIZIO	Pe max.= 10 bar	(TEMPORARILY (KURZZEITIG (DE COURTE DUREE (BREVE TEMPO SOLO:	Pe max.=11 bar)

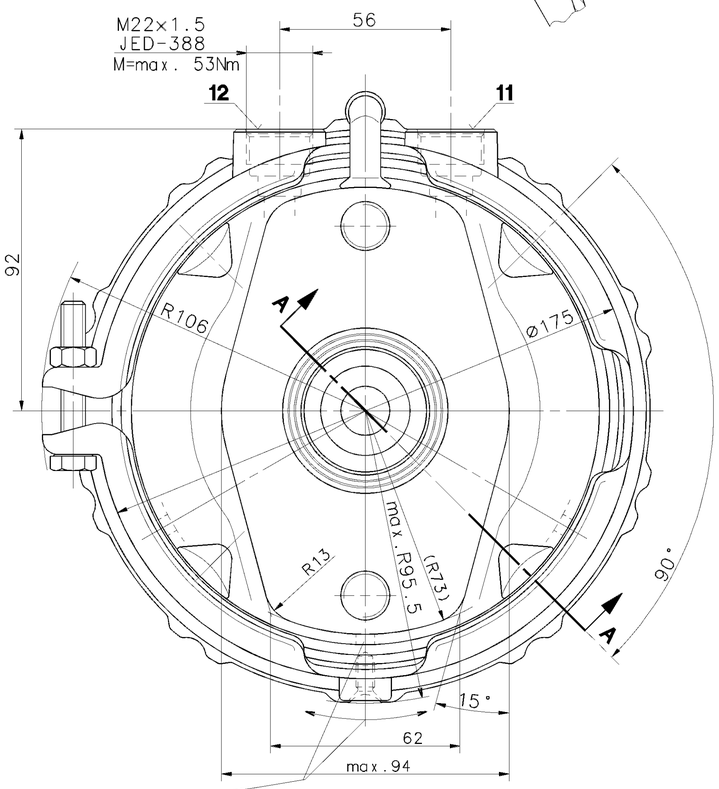

TO BE INSTALLED BREATHER HOLE
IM EINBAUZUSTAND ATMUNGSBOHRUNG Ø6 ±30°
A MONTER AVEC LE RENIFLARD
INSTALLAZIONE : CON IL FORO DI SFIATO

MAIN VIEWS REFER TO DIMENSIONS ONLY
POSITION OF COMPONENTS SEE REPRESENTATION OF VARIATIONS
HAUPTANSICHTEN BEZIEHEN SICH NUR AUF DIE ABMESSUNGEN
POSITION DER BAUTEILE SIEHE ABWANDLUNGSDARSTELLUNGEN

RELEASE POSITION
LOESESTELLUNG
POSITION DE DESSERRAGE
POSIZIONE DI RILASCIO

STATE AS SUPPLIED
ANLIEFERUNGSZUSTAND
ETAT DE LIVRAISON
STATO DI CONSEGNA

SW 24
M=max.70Nm
M=15 +20 0 Nm

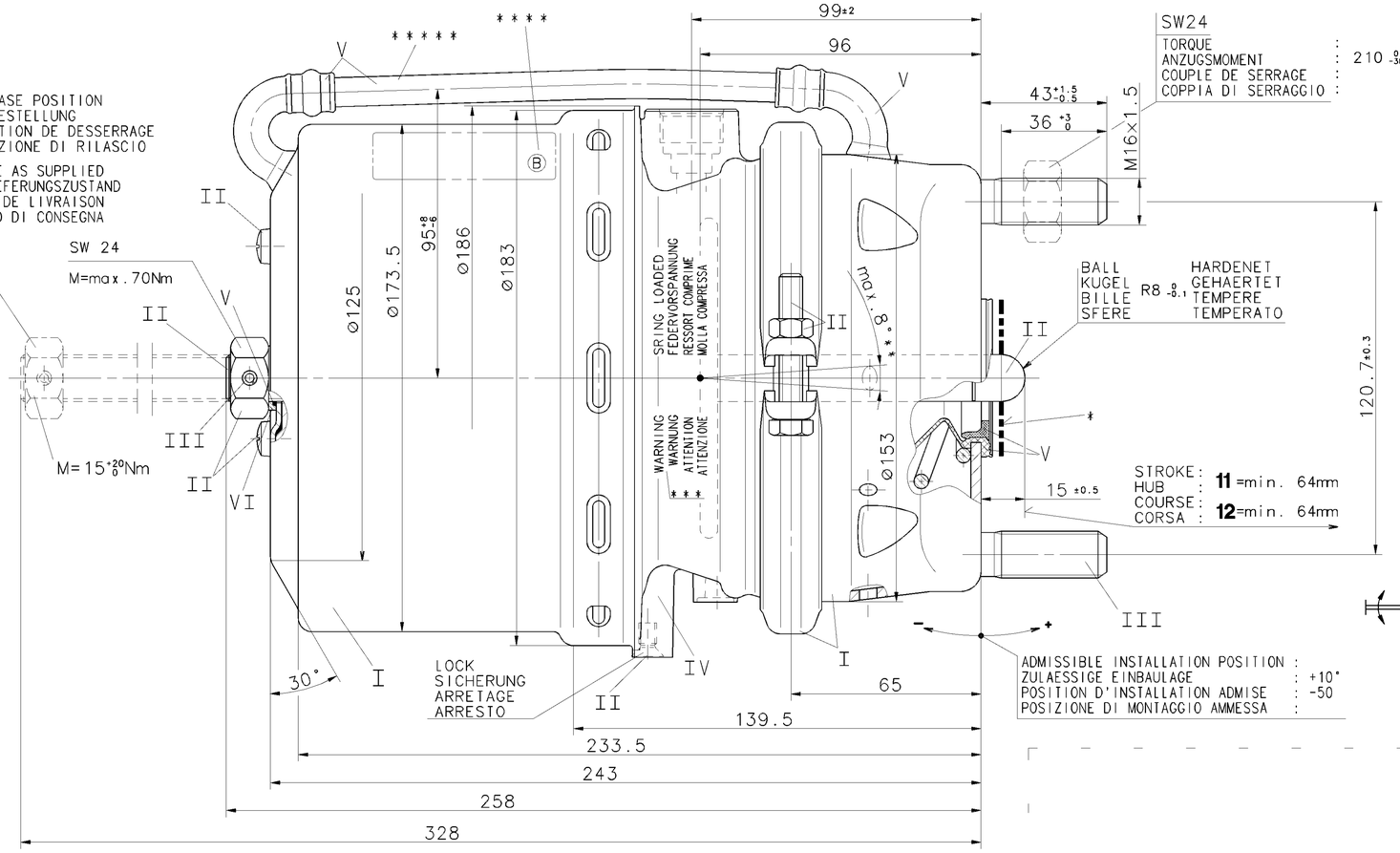

POSITIONING OF BREATHER TUBE IN UPPER RANGE MANDATORY
*****) ATMUNGSROHR MUSS BEIM EINBAU IM OBEREN BEREICH ANGEORDNET WERDEN
AU MONTAGE IL EST IMPOSE A DISPOSER LE TUBE DE RESPIRATION DANS LA ZONE SUPERIEURE
PER IL MONTAGGIO SI DEVE DISPORRE IL TUBO RESPIRATORE

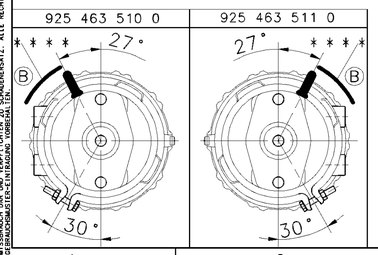

925 463 511 0	5010422953	li.		18/24	~9.1
925 463 510 0	5010422952	re.		18/24	~9.1
WABCO	CUSTOMER'S NO. KUNDEN-NR. No. CLIENT No. CLIENTE KZ.	AUSFUEHRUNG	ZGS	TYPE TYP TYPE TIPO	MASS GEWICHT MASSE MASSA (kg)
IDENTIFICATION					

GENERAL SPECIFICATION: JED-334
FURTHER TECHNICAL DATA:
DOC. CODE: SHEET: 10

GENERAL TOLERANCES

CLASS 1)	RANGE OF NOMINAL DIMENSIONS (± mm) ≤50	>50 ≤180	>180 ≤400	>400	∢
FINE	0,5	1,0	1,5	2,0	
MEDIUM X	1,0	2,0	3,0	4,0	± 3°
COARSE	2,0	3,5	5,0	6,5	

TAPPED HOLES ACC. ISO 4039 / JED-152
1) TOLERANCE CLASS APPLIED CROSSMARKED

DCN-NO.	REV.	DATE
078869	3xB	01-03-30
077956	2xA	00-12-07

100mm

CADAM-DRAWING COPYRIGHT
DATE SIGNATURE
DRAWN: 00-08-30 GLOGOWSCHEK
CHECKED: 00-08-30 RISCHER
STANDARDIZATION:

WABCO

TRISTOP® -CYLINDER 18/24
TRISTOP® -ZYLINDER G-DISC
CYLINDRE-TRISTOP®
CILINDRO-TRISTOP®

MASS	SCALE	PRODUCT IDENTIFICATION NO.	DOC. CODE	SHEET
% KG	1:1	925 463 519 0	653	1/1
SIZE A 1	I.R.I. 185		SHAPE CODE	REPLACEMENT FOR

EXPERT CODE 7 4 8
PRODUCT TYPE

VOUS COMMUNICATION OU REPRODUCTION DE CE DOCUMENT, TOUTE EXPLOITATION OU COMMUNICATION DE SON CONTENU OU DE SES PARTIES SONT INTERDITES SAUF AUTORISATION ECRITE. TOUS DROITS DE PROPRIETE INTELLECTUELLE, DE BREVET OU DE DESSIN OU MODELE RESERVES.
NON E PERMESSO CONSEGNARE A TERZI O RIPRODURRE QUESTO DOCUMENTO, NE UTILIZZARNE IL CONTENUTO O RENDERNE PARTE. SONO VIETATE LA RIPRODUZIONE E LA DIFFUSIONE DEL CONTENUTO. TUTTI I DIRITTI DI PROPRIETA' INTELLETTUALE, DI BREVETTO O DI DISEGNO O MODELLO SONO RISERVATI.
VOUS NE POUVEZ PAS COPIER, VENDRE OU DIVULGUER CE DOCUMENT ET EN UTILISER LE CONTENU. TOUS DROITS DE PROPRIETE INTELLECTUELLE, DE BREVET OU DE DESSIN OU MODELE RESERVES.
COPYING OF THIS DOCUMENT AND GIVING IT TO OTHERS AND THE USE OR COMMUNICATION OF THE CONTENTS THEREOF, ARE FORBIDDEN. ALL INTELLECTUAL PROPERTY, PATENT AND DESIGN RIGHTS ARE RESERVED.