SURFACE PROTECT./OBERFL. SCHUTZ	
I	JED-240-3
II	JED-256-1
III	JED-371
IV	Al , JED-259
V	GUMMI / KUNSTSTOFF
VI	Ms

MEDIUM : AIR
MEDIUM : LUFT
FLUIDE : AIR
FLUIDO : ARIA

NOMINAL DIAMETER :
NENNWEITE : MIN Ø8.5mm
DIAMETRE NOMINAL :
DIAMETRO NOMINALE:

THERMAL RANGE OF APPLICATION :
THERMISCHER ANWENDUNGSBEREICH : -40 °C...+80 °C
GAMME D'APPLICATION THERMIQUE :
CAMPO DI APPLICAZIONE TERMICA :

SW= WIDTH ACROSS FLATS
SCHLUESSELWEITE
SURPLATS
LARGHEZZA IN CHIAVE

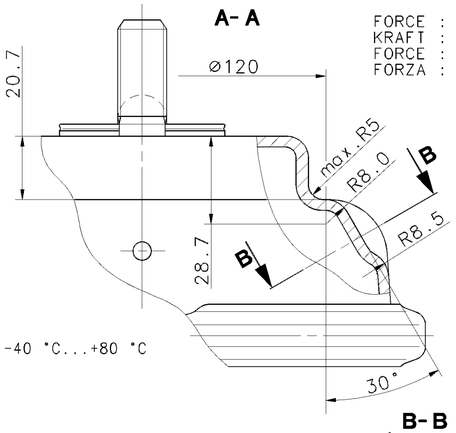

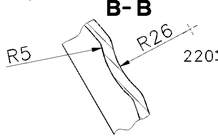

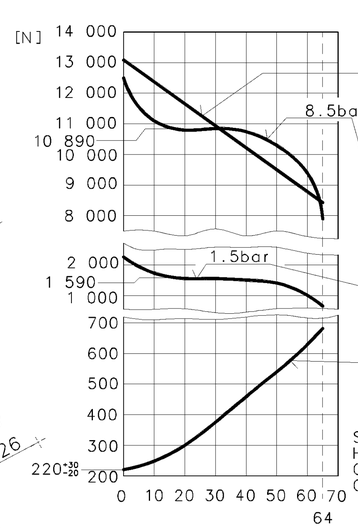

AIR VOLUME OF SERVICE BRAKE PART AT 2/3 OF ITS STROKE
HUBVOLUMEN DES BETRIEBSBREMSTEILES BEI 2/3 HUB
VOLUME D'AIR DU DISPOSITIF DU FREIN DE SERVICE A 2/3 DE LA COURSE
VOLUME D'ARIA DELLA SEZIONE DI FRENO DI SERVIZIO A 2/3 DELLA CORSA : ca.0.80x10³ cm³

AIR VOLUME OF SPRING BRAKE PART
HUBVOLUMEN DES FEDERSPEICHERS
VOLUME D'AIR DU DISPOSITIF RESSORT
VOLUME D'ARIA DELLA SEZIONE A MOLLA : ca.1.5x10³ cm³

OUTPUT FORCE OF SPRING BRAKE PART, RELEASE PRESSURE
KRAFTABGABE DES FEDERSPEICHERS, LOESEDRUCK
EFFORT DE POUSSEE DU DISPOSITIF RESSORT, PRESSION DE DESSERRAGE
FORZA DI SPINTA DELLA SEZIONE A MOLLA, PRESSIONE DI RILASCIO : pe 6.1±0.3 bar

OUTPUT FORCE OF SERVICE BRAKE PART AT
KRAFTABGABE DES BETRIEBSBREMSTEILES BEI
EFFORT DE POUSSEE DU DISPOSITIF DU FREIN DE SERVICE SOUS
FORZA DI SOINTA DELLA SEZIONE DI FRENO DI SERVIZIO PER

FORCE OF RETURN SPRING OF SERVICE BRAKE PART
RUECKSTELLFEDERKRAFT DES BETRIEBSBREMSTEILES
EFFORT DU RESSORT DE RAPPEL DU DISPOSITIF DU FREIN DE SERVICE
FORZA DELLA MOLLA DI RITORNO DELLA SEZIONE DI FRENO DI SERVIZIO

* SEALING SURFACE
DICHTFLAECHE
SURFACE D' ETANCHEITE
SUPERFICI DI TENUTA

** DEFLECTION: AT STROKE
AUSLENKUNG: max.8° BEI HUB 0 mm
DEFLEXION : A COURSE
DEVIAZIONE: A CORSA

*** OUT OF PLANE
VERSETZT GEZEICHNET
AU DEHORS DU PLAN DE PROJECTION
AL DI FUORI DEL PIANO DI PROIEZIONE

TYPE DESIGNATION
TYPENBEZEICHNUNG
TYPE
TIPO DI DESIGNAZIONE

****) IN DIESEM BEREICH
IN THIS ZONE BARCODE LABEL
DANS CETTE ZONE
IN QUESTA ZON

PORT : ANSCHLUSS : ORIFICE : ORIFIZIO :	11	SERVICE BRAKING SYSTEM, WORKING PRESSURE BETRIEBSBREMSANLAGE, BETRIEBSDRUCK DISPOSITIF DE FREINAGE DE SERVICE, PRESSION D'UTILISATION DISPOSITIVO DI FRENATURA DI SERVIZIO, PRESSIONE DI ESERCIZIO	Pe max.=10.2bar	(TEMPORARILY : (KURZZEITIG : (DE COURTE DUREE : (BREVE TEMPO SOLO: Pe max.=13 bar)
PORT : ANSCHLUSS : ORIFICE : ORIFIZIO :	12	SPRING BRAKE CYLINDER, WORKING PRESSURE FEDERSPEICHERZYLINDER, BETRIEBSDRUCK CYLINDRE A RESSORT, PRESSION D'UTILISATION CILINDRO A MOLLA, PRESSIONE DI ESERCIZIO	Pe max.= 8.5bar	(TEMPORARILY : (KURZZEITIG : (DE COURTE DUREE : (BREVE TEMPO SOLO: Pe max.=11 bar)

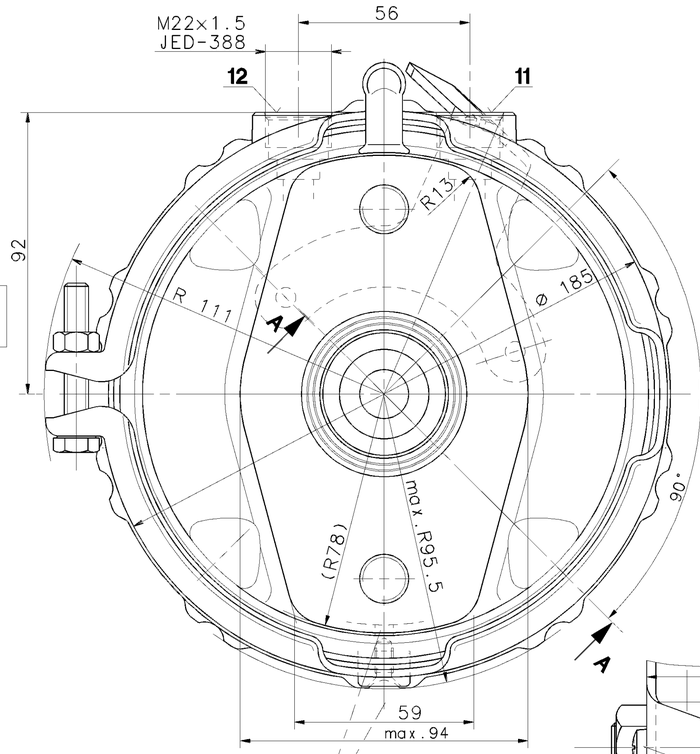

TO BE INSTALLED BREATHER HOLE
IM EINBAUZUSTAND ATMUNGSBOHRUNG Ø6 ±30°
A MONTER AVEC LE RENIFLARD
INSTALLAZIONE : CON IL FORO DI SFIATO

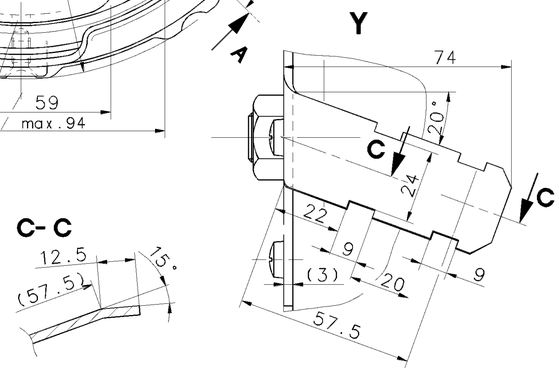

RELEASE POSITION
LOESESTELLUNG
POSITION DE DESSERRAGE
POSIZIONE DI RILASCIO

STATE AS SUPPLIED
ANLIEFERUNGSZUSTAND
ETAT DE LIVRAISON
STATO DI CONSEGNA

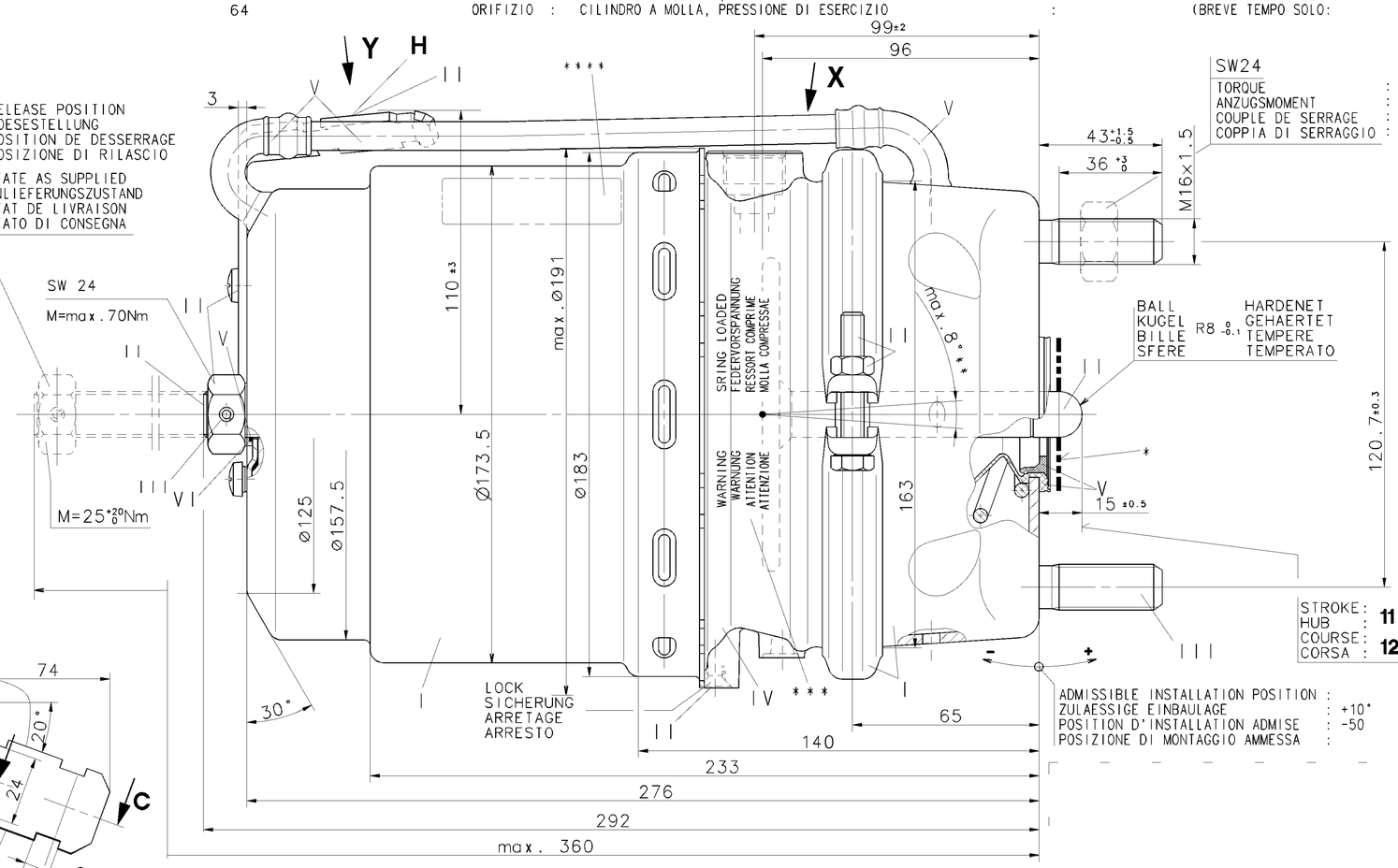

MAIN VIEWS REFER TO DIMENSIONS ONLY
POSITION OF COMPONENTS SEE REPRESENTATION OF VARIATIONS
HAUPTANSICHTEN BEZIEHEN SICH NUR AUF DIE ABMESSUNGEN
POSITION DER BAUTEILE SIEHE ABWANDLUNGSDARSTELLUNGEN

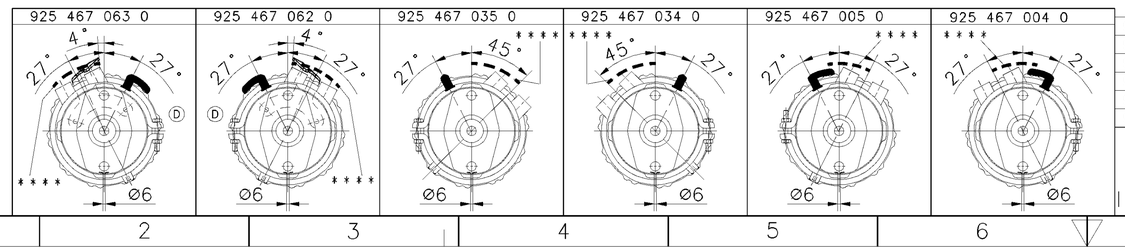

925 467 063 0	1426891	22/24	H
925 467 062 0	1426890	22/24	H
925 467 035 0	1439370	22/24	
925 467 034 0	1439369	22/24	
925 467 005 0	1365120	22/24	
925 467 004 0	1364901	22/24	

WABCO | DAF
IDENTIFICATION

TYPE / TYP / TYPE / TIPO — SUPPORT / HALTER / SUPPORT / SUPPORTO

GENERAL SPECIFICATION: JED-334
FURTHER TECHNICAL DATA:
DOC. CODE: SHEET: 10

GENERAL TOLERANCES

CLASS 1)		RANGE OF NOMINAL DIMENSIONS (± mm) ≤50	>50 ≤180	>180 ≤400	>400	
FINE		0,5	1,0	1,5	2,0	
MEDIUM	X	1,0	2,0	3,0	4,0	± 3°
COARSE		2,0	3,5	5,0	6,5	

TAPPED HOLES ACC. ISO 4039 / JED-152
1) TOLERANCE CLASS APPLIED CROSSMARKED

DCN-NO.	REV.	DATE
081188	2×D	01-09-05
078292	3×C	01-02-02
077924	10×B	00-12-01
071077	4×A	99-05-03

CADAM-DRAWING COPYRIGHT
DATE SIGNATURE
DRAWN: 99-03-03 WEBER
CHECKED: 99-03-03 RISCHER
STANDARDIZATION:

WABCO

TRISTOP® -CYLINDER G-22/24
TRISTOP® -ZYLINDER HFL 3
CYLINDRE-TRISTOP®
CILINDRO-TRISTOP®

MASS	SCALE	PRODUCT IDENTIFICATION NO.	DOC. CODE	SHEET
KG	1:1	925 467 039 0	653	1/1
SIZE	I.R.I.			
A 1	185		SHAPE CODE	REPLACEMENT FOR

100mm
EXPERT CODE 7 3 8
PRODUCT TYPE

TOUTE COMMUNICATION OU REPRODUCTION DE CE DOCUMENT, TOUTE EXPLOITATION OU COMMUNICATION DE SON CONTENU A DES FINS NON AUTORISEES SONT INTERDITES. TOUS DROITS DE PROPRIETE INTELLECTUELLE, DE BREVET OU DE MODELE DE GRAND-MAITRE SUR LE PRESENT DOCUMENT.
NON È PERMESSO CONSEGNARE A TERZI, O RIPRODURRE, QUESTO DOCUMENTO, NE UTILIZZARNE IL CONTENUTO O RENDERNE ESPLICITE PER ALTRI, SENZA AUTORIZZAZIONE SCRITTA. TUTTI I DIRITTI DI PROPRIETÀ INTELLETTUALE, DI BREVETTO O DI MODELLO SONO RISERVATI DA TALE DOCUMENTO.
WELCHERLEI SCHRIFTLICHEN ZUSTIMMUNG DIESES DOKUMENTES DURFEN DIESES DOKUMENT UND DESSEN INHALT WEDER VERVIELFÄLTIGT, ZUGÄNGLICH GEMACHT NOCH ANDERWEITIG VERWERTET WERDEN. ALLE RECHTE, INSBESONDERE DIE DES GEISTIGEN EIGENTUMS, DER ERTEILUNG VON PATENTEN UND DER EINTRAGUNG VON GEBRAUCHSMUSTERN-EINVERSTANDNIS VORBEHALTEN.
COPYING OF THIS DOCUMENT AND GIVING IT TO OTHERS AND THE USE OR COMMUNICATION OF THE CONTENTS THEREOF, ARE FORBIDDEN WITHOUT PRIOR WRITTEN CONSENT. ALL RIGHTS, INCLUDING THOSE RESULTING FROM THE GRANTING OF PATENTS OR REGISTRATION OF A UTILITY MODEL OR DESIGN, THIS DOCUMENT IS THE SUBJECT OF COPYRIGHT.

1009/016/3/04.93
625/633