SURFACE PROTECT. OBERFL. SCHUTZ	
I	JED-240-3
II	JED-256-1
III	JED-371
IV	AL , JED-259
V	GUMMI / KUNSTSTOFF
VI	MS
TECHNICAL DATA TECHNISCHE DATEN	
VII	
VIII	KENNLINIE DIN 74060-3
IX	

MEDIUM : AIR
MEDIUM : LUFT
FLUIDE : AIR
FLUIDO : ARIA

NOMINAL DIAMETER :
NENNWEITE : MIN Ø8.5
DIAMETRE NOMINAL :
DIAMETRO NOMINALE :

WIDTH ACROSS FLATS
SW SCHLUESSELWEITE
SURPLATS
LAGHEZZA IN CHIAVE

THERMAL RANGE OF APPLICATION :
THERMISCHER ANWENDUNGSBEREICH : -40°C...+80°C
BAMME D'APPLICATION TERMIQUE :
CAMPO DI APPLICAZIONE TERMICA :

11 PORT : SERVICE BRAKING SYSTEM, WORKING PRESSURE
ANSCHLUSS : BETRIEBSBREMSANLAGE, BETRIEBSDRUCK : Pe max. = 10.2 bar (TEMPORARILY / KURZZEITIG / DE COURTE DUREE / BREVE TEMPO SOLO : Pe max. = 13 bar)
ORIFICE : DISPOSITIF DE FREINAGE DE SERVICE, PRESSION D'UTILISATION
ORIFIZIO : DISPOSITIVO DI FRENATURA DI SERVIZIO, PRESSIONE DI ESERCIZIO

12 PORT : SPRING BRAKE CYLINDER, WORKING PRESSURE
ANSCHLUSS : FEDERSPEICHERZYLINDER, BETRIEBSDRUCK : Pe max. = 8.5 bar (TEMPORARILY / KURZZEITIG / DE COURTE DUREE / BREVE TEMPO SOLO : Pe max. = 11 bar)
ORIFICE : CYLINDRE A RESSORT, PRESSION D'UTILISTION
ORIFIZIO : CILINDRO A MOLLA, PRESSIONE DI ESERCIZIO

MAIN VIEWS REFER TO DIMENSIONS ONLY
HAUPTANSICHTEN BEZIEHEN SICH NUR AUF DIE ABMESSUNGEN
VUES PRINCIPALES CONCERNENT LES DIMENSIONS SEULEMENT
VISITE PRINSIPALI RIGUARDANO DIMENSIONI SOLAMENTE

POSITION OF COMPONENTS SEE REPRESENTATION OF VARIATIONS
POSITION DER BAUTEILE SIEHE ABWANDLUNGSDARSTELLUNGEN
POSITION DES COMOSANTS VOIR DESSIN DE LA VARINATE
POSIZIONE DELLE COMPONENTI VERDERE DISEGNO DI VARIANTE

CHARACTERISTIC CURVE :
KENNLINIE
COURBE CARACTERISTIQUE : VIII
CARATTERISTICA :

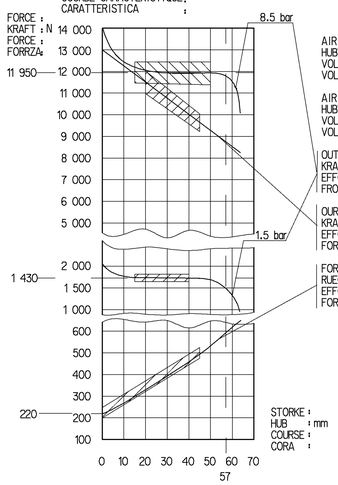

AIR VOLUME OF SERVICE BRAKE PAT AT 2/3 OF STORKE : ca. 0.70X10³ cm³
HUBVOLUMEN DES BETRIEBSBREMSTEILES BEI 2/3 HUB
VOLUME D'AIR DU DISPOSITIF DU FREIN DE SERVICE A 2/3 DE LA COURSE
VOLUME D'ARIA DELLA SEZIONE A MOLLA

AIR VOLUME OF SPRING BRAKE PART : ca. 1.5x10³ cm³
HUBVOLUMEN DES FEDERSPEICHERS
VOLUME D'AIR DU DISPOSITIF RESSORT
VOLUME D'ARIA DELLA SEZIONE A MOLLA

OUTPUT FORCE OF SERVICE BRAKE PART AT
KRAFTABGABE DES BETRIEBSBRAMSTEILES BEI
EFFORT DE POUSSEE DU DISPOSTIF DU FREIN DE SERVICE SOUS
FROZA DI SOINA DELLA SEZIONE DI FRENO DI SERVIZIO PER

OURPUT FORCE OF SPRING BRAKE PART RELEASE PRESSURE : pe 5.1 ±0.3 bar
KRAFTABGABE DES FEDERSPEICHERS, LOESEDRUCK
EFFORT DE POUSSEE DU SPOSITF RESSORT. PRESSION DE DESSERPRAGE
FORZA DI SPINIA DELLA SEZIONE A MOLLA, PRESSIONE DI RILASCIO

FORCE OF RETURN SPRING OF SERVICE BRAKE PART
RUECKSTELLKRAFT DES BETRIEBSBREMSTEILES
EFFORT DU RESSORT DE RAPPEL DU DISPOSTIF DU FREIN DE SERVICE
FORZA DELLA MOLLA DI RITORNO DELLA SEZIONE DI FRENO DI SERVIZIO

STORKE : HUB : mm
COURSE :
CORA :

SEALING SURFACE
* DICHTFLAECHE
SURFACE D'ETANCHETTE
SUPERFICI DI TENUTA

DEFLECTION : AT STROKE
** AUSLENKUNG : max. 8° BEI HUB O MM
DEFLEXION : A COURSE
DEVIAZIONE : A CORSA

DELIVERY
ANLIEFERUNG
LIVRAISON
FORNITURA

[X] RELEASE POSITION
LOESESTELLUNG
POSITION DE DESSERRAGE
POSIZIONE DI RILASCIO

[ ] DRIVING POSITION
FAHRTSTELLUNG
POSITION DE MARCHE
POSIZIONE DI MARCIA

VARINAT
ABWANDLUNG
VARIANTE
VARIANTE

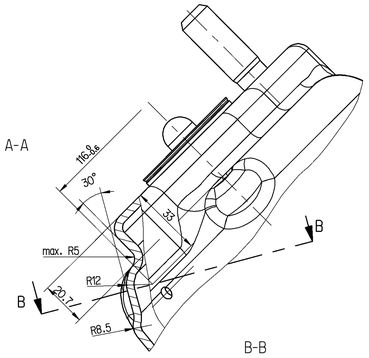

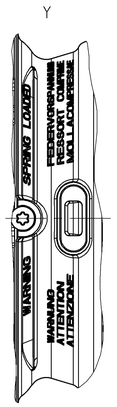

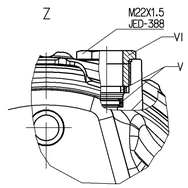

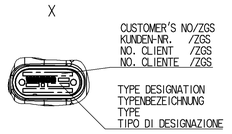

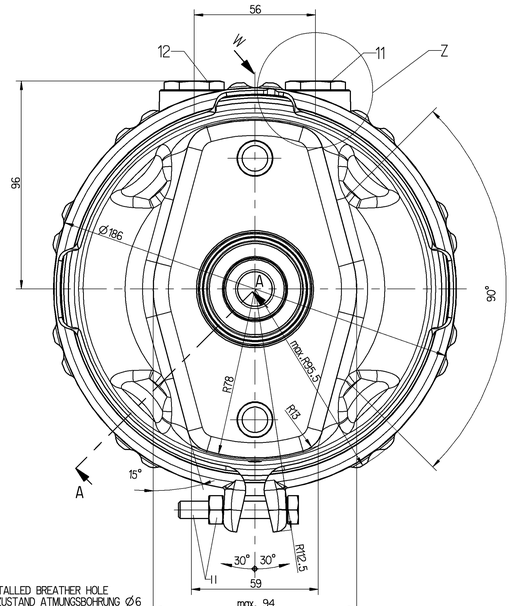

TO BE INSTALLED BREATHER HOLE
IM EINBAUZUSTAND ATMUNGSBOHRUNG Ø6
A MONTER AVEC LE RENIFLARD
INSTALLAZIONE: CON IL FORDO DI SFIATO

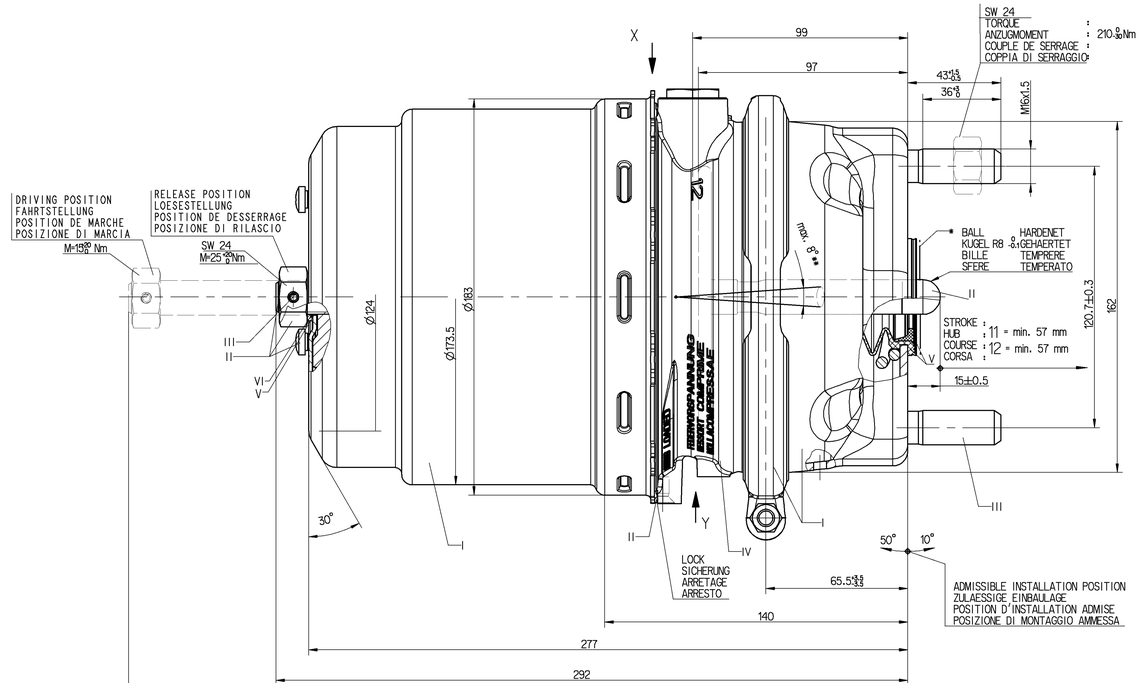

925 481 020 0	925 481 021 0
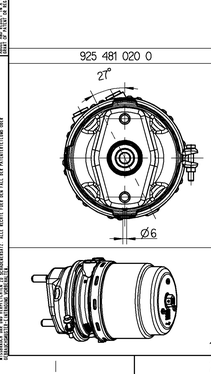	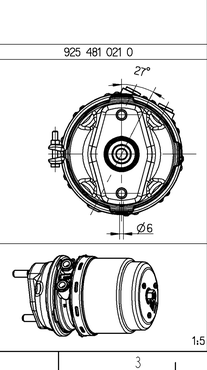

925 481 021 0	A 015 420 50 18	li			24/24	~8.2
925 481 020 0	A 015 420 49 18	re			24/24	~8.2
WABCO IDENTIFICATION	CUSTOMER'S NO. KUNDEN-NR. No. CLIENT No. CLIENTE	AUSFUEHRUNG	ZGS	CAD	TYPE TYP TYPE TIPO	SUPPORT HALTER SUPPORT SUPPORTO	MASS GEWICHT MASSE MASSA (kg)

GENERAL SPECIFICATION: JED-334-0
FURTHER TECHNICAL DATA:
DOC. CODE: SHEET: TO

GENERAL TOLERANCES

		RANGE OF NOMINAL DIMENSIONS l ± mm				
CLASS	1)	≤ 50	> 50 ≤ 180	> 180 ≤ 400	> 400	
FINE		0.5	1.0	1.5	2.0	
MEDIUM	X	1.0	2.0	3.0	4.0	±3°
COARSE		2.0	3.5	5.0	6.5	

TAPPED HOLES ACC. ISO 4029 / JED-152
1) TOLERANCE CLASS APPLIED CROSSMARKED

DCN-NO. REV. DATE

Pro/ENGINEER DRAWING COPYRIGHT
DATE SIGNATURE
DRAWN 02-07-26 BRANDT
CHECKED 02-07-26 LINDER
EXPORT CODE 7 4 7
MASS ~8.2 kg
SCALE 1:1
SIZE A 0
TRI 185

WABCO
TRISTOP® -CYLINDER
TRISTOP®-ZYLINDER
CYLINDRE-TRISTOP®
CILINDRO-TRISTOP®
24/24 HFL3

PRODUCT IDENTIFICATION NO.
925 481 029 0
DOC. CODE 653
SHEET 1/1

FUNCTION CODE SHAPE CODE PRODUCT TYPE
REPLACEMENT FOR

DIESE ZEICHNUNG BEFINDET SICH IN DER ALLEINIGEN UND AUSSCHLIESSLICHEN EIGENTUMSRECHTE DER WABCO. DIESE ZEICHNUNG DARF OHNE UNSERE ZUSTIMMUNG WEDER VERVIELFAELTIGT NOCH DRITTEN ZUGAENGLICH GEMACHT WERDEN. ZUWIDERHANDLUNGEN VERPFLICHTEN ZUM SCHADENSERSATZ. ALLE RECHTE VORBEHALTEN.
THIS DRAWING IS THE SOLE PROPERTY OF WABCO. THIS DRAWING MAY NOT BE REPRODUCED OR MADE ACCESSIBLE TO THIRD PARTIES WITHOUT OUR CONSENT. VIOLATORS WILL BE HELD LIABLE FOR DAMAGES. ALL RIGHTS RESERVED.
CE DESSIN EST LA PROPRIETE EXCLUSIVE DE WABCO. CE DESSIN NE PEUT ETRE REPRODUIT OU MIS A LA DISPOSITION DE TIERS SANS NOTRE CONSENTEMENT. LES CONTREVENANTS SERONT TENUS A DOMMAGES-INTERETS. TOUS DROITS RESERVES.
QUESTO DISEGNO RIMANE PROPRIETA' ESCLUSIVA DI WABCO. QUESTO DISEGNO NON PUO' ESSERE RIPRODOTTO O MESSO A DISPOSIZIONE DI TERZI SENZA IL NOSTRO CONSENSO. I TRASGRESSORI SARANNO TENUTI AL RISARCIMENTO DEI DANNI. TUTTI I DIRITTI RISERVATI.

Dwg. 925481029_003
Mod. 925481029_A0 mm