SURFACE PROTECT. OBERFL. SCHUTZ	
I	JED-240-4
II	JED-256-1
III	JED-371
IV	AL , JED-259
V	RUBBER/PLASTIC Ⓐ
VI	MS
VII	JED-240-2
VIII	JED-378-2 Ⓐ

TECHNICAL DATA
TECHNISCHE DATEN

IX	
X	

MEDIUM : AIR
MEDIUM : LUFT
FLUIDE : AIR
FLUIDO : ARIA

NOMINAL DIAMETER :
NENNWEITE : MIN Ø8.5
DIAMETRE NOMINAL :
DIAMETRO NOMINALE :

SW WIDTH ACROSS FLATS
SCHLUESSELWEITE
SURPLATS
LAGHEZZA IN CHIAVE

THERMAL RANGE OF APPLICATION :
THERMISCHER ANWENDUNGSBEREICH : -40°C...+80°C
GAMME D'APPLICATION THERMIQUE :
CAMPO DI APPLICAZIONE TERMICA :

PORT ANSCHLUSS ORIFICE ORIFIZIO	11	SERVICE BRAKING SYSTEM, WORKING PRESSURE BETRIEBSBREMSANLAGE, BETRIEBSDRUCK DISPOSITIF DE FREINAGE DE SERVICE, PRESSION D'UTILISATION DISPOSITIVO DI FRENATURA DI SERVIZIO, PRESSIONE DI ESERCIZIO	Pe max. = 10.2 bar (TEMPORARILY KURZZEITIG DE COURTE DUREE BREVE TEMPO SOLO: Pe max. = 13 bar)
PORT ANSCHLUSS ORIFICE ORIFIZIO	12	SPRING BRAKE CYLINDER, WORKING PRESSURE FEDERSPEICHERZYLINDER, BETRIEBSDRUCK CYLINDRE A RESSORT, PRESSION D'UTILISATION CILINDRO A MOLLA, PRESSIONE DI ESERCIZIO	Pe max. = 8.5 bar (TEMPORARILY KURZZEITIG DE COURTE DUREE BREVE TEMPO SOLO: Pe max. = 11 bar)

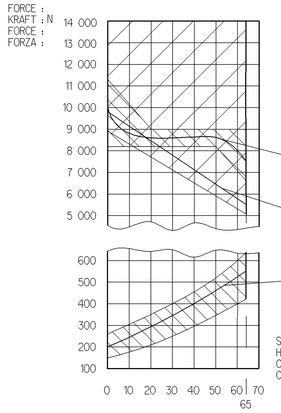

AIR VOLUME OF SERVICE BRAKE PART AT 2/3 OF ITS STORKE
HUBVOLUMEN DES BETRIEBSBREMSTEILES BEI 2/3 HUB
VOLUME D'AIR DU DISPOSITIF DU FREIN DE SERVICE A 2/3 DE LA COURSE
VOLUME D'ARIA DELLA SEZIONE DI FRENO DI SERVIZIO A 2/3 DELLA CORSA : ca. 0.80×10^3 cm^3

AIR VOLUME OF SPRING BRAKE PART
HUBVOLUMEN DES FEDERSPEICHERS
VOLUME D'AIR DU DISPOSITIF RESSORT
VOLUME D'ARIA DELLA SEZIONE A MOLLA : ca. 1.4×10^3 cm^3

OUTPUT FORCE OF SERVICE BRAKE PART AT
KRAFTABGABE DES BETRIEBSBRAMSTEILES BEI
EFFORT DE POUSSEE DU DISPOSTIF DU FREIN DE SERVICE SOUS
FORZA DI SPINTA DELLA SEZIONE DI FRENO DI SERVIZIO PER : 6.0 bar

OUTPUT FORCE OF SPRING BRAKE PART RELEASE PRESSURE
KRAFTABGABE DES FEDERSPEICHERS, LOESEDRUCK
EFFORT DE POUSSEE DU DISPOSITF RESSORT. PRESSION DE DESSERRAGE
FORZA DI SPINTA DELLA SEZIONE A MOLLA, PRESSIONE DI RILASCIO : pe max. 5.3 bar

FORCE OF RETURN SPRING OF SERVICE BRAKE PART
RUECKSTELLKRAFT DES BETRIEBSBREMSTEILES
EFFORT DU RESSORT DE RAPPEL DU DISPOSTIF DU FREIN DE SERVICE
FORZA DELLA MOLLA DI RITORNO DELLA SEZIONE DI FRENO DI SERVIZIO

• SEALING SURFACE
DICHTFLAECHE
SURFACE D'ETANCHEITE
SUPERFICI DI TENUTA

•• DEFLECTION : AT STROKE
AUSLENKUNG : max. 8° BEI HUB 0 mm
DEFLEXION : A COURSE
DEVIATIONE : A CORSA

••• CAUTION : BREATHER HOLE: EXHAUST TO BE ENSURED
ACHTUNG : ATMUNGSBOHRUNG: FUER VERBINDUNG ZUR ATMOSPHAERE SORGEN
ATTENTION : TROU DE RENIFLEUR: ECHAPPEMENT DOIT ETRE GARANTI
ATTENZIONE: FORO DI RESPIRATORE: SCARICO DEVE ESSERE GARAN

•••• SWITCHED POSITION OF PORT 11 AND 12
SCHALTSTELLUNGEN VON ANSCHLUSS 11 UND 12
POSITIONS DE L'ORIFICE 11 ET 12
POSIZIONI DELL'ORIFIZIO 11 E 12

••••• IN THIS ZONE :
IN DIESEM BEREICH : BARCODE LABEL Ⓐ
DANS CETTE ZONE :
IN QUESTA ZONA :

ADMISSIBLE INSTALLATION POSITION : VERTICAL
ZULAESSIGE EINBAULAGE : SENKRECHT
POSITION D'INSTALATION ADMISE : VERTICALE
POSIZIONE DI MONTAGGIO AMMESSA : VERTICALE

Ⓐ

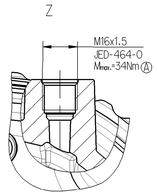

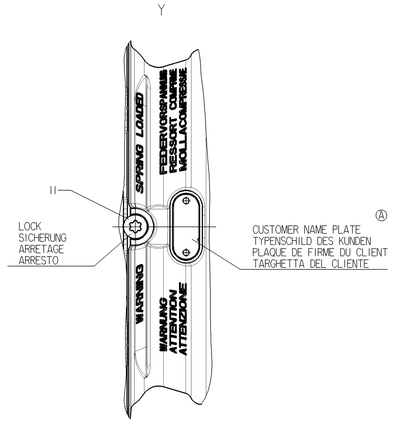

MAIN VIEWS REFER TO DIMENSIONS ONLY
HAUPTANSICHTEN BEZIEHEN SICH NUR AUF DIE ABMESSUNGEN
VUES PRINCIPALES CONCERNENT LES DIMENSIONS SEULEMENT
VISITE PRINSIPALI RIGUARDANO DIMENSIONI SOLAMENTE

POSITION OF COMPONENTS SEE REPRESENTATION OF VARIANTS
POSITION DER BAUTEILE SIEHE ABWANDLUNGSDARSTELLUNGEN
POSITION DES COMOSANTS VOIR DESSIN DE LA VARINATE
POSIZIONE DELLE COMPONENTI VERDERE DISEGNO DI VARIANTE

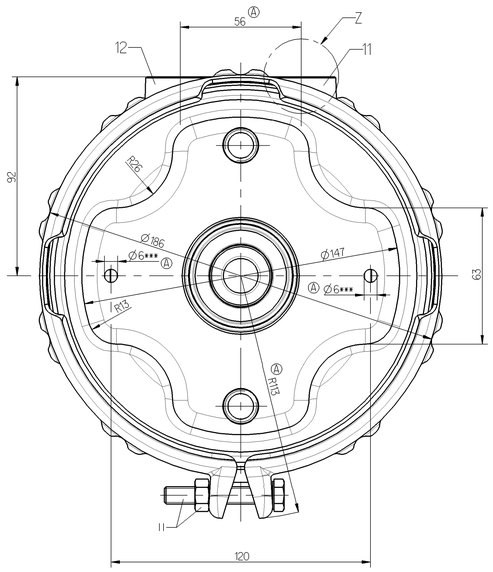

Ⓐ

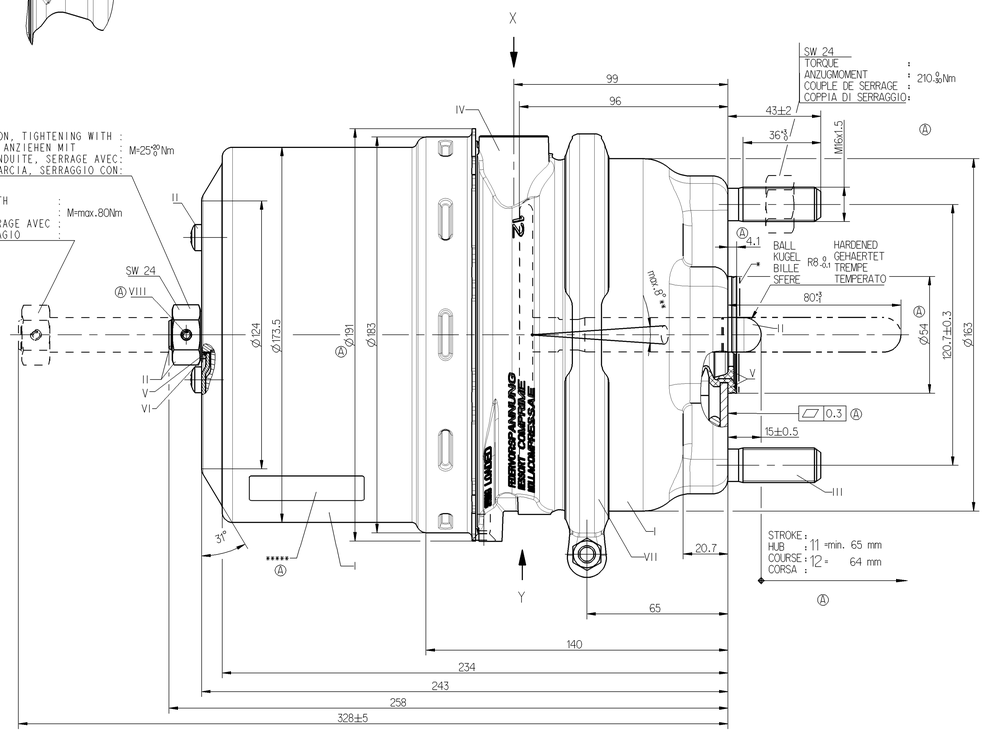

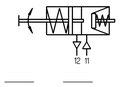

VARIANT
ABWANDLUNG
VARIANTE
VARIANTE

925 481 004 0 Ⓐ	925 481 006 0 Ⓐ				
925 481 050 0	925 481 051 0				
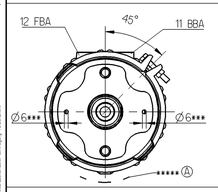	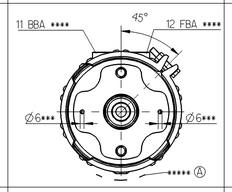				
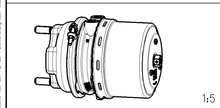 1:5	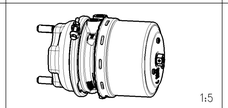 1:5				

Ⓐ 925 481 006 0	-	7421401944	RELEASE POSITION	24/24	8.4
Ⓐ 925 481 004 0	-	7421401943	RELEASE POSITION	24/24	8.4
925 481 051 0	20522029	-	DRIVING POSITION	24/24	8.4
925 481 050 0	20522028	-	DRIVING POSITION	24/24	8.4
WABCO	VOLVO	RENAULT Ⓐ	Ⓐ DELIVERY POSITION ANLIEFERUNGSTELLUNG POSITIONE DE LIVRAISON POSIZIONE DI FORNITURA	TYPE TYP TYPE TIPO	MASS GEWICHT MASSE MASSA (kg)
	CUSTOMER'S NO. KUNDEN-NR. No. CLIENT No. CLIENTE				
IDENTIFICATION					

General Specification: JED-334-0
Further Technical Data:
Doc. Code: Sheet: To

General Tolerances JED-261

		Range of Nominal Dimensions (≙ mm)				
Class	11	≤ 50	> 50 ≤ 180	> 180 ≤ 400	> 400	∢
Fine		0.5	1.0	1.5	2.0	±3°
Medium	X	1.0	2.0	3.0	4.0	
Coarse		2.0	3.5	5.0	6.5	

Tapped Holes acc.: JED-464-0
11 Tolerance Class Applied Crossmarked

Copyright WABCO®

Date	Signature
Drawn 2009-05-06	Mojewski
Checked 2009-05-21	Szczupiak
Export Szczupiak	

Mass	Scale	Material No.	Date of first issue: 2005-03-30
KG	1:1 (1:5)	925 481 059 0	Doc.Code / Language / Sheet: 053 ML 1/1
Size	CAD System		
A 0	Pro/E	ECN No.: 121907 / Revision: 31 x A / Techn. Resp.: 5400	Replacement for: 894 016 616/617 0

WABCO Ⓐ
TRISTOP®-CYLINDER
TRISTOP®-ZYLINDER
CYLINDRE-TRISTOP®
CILINDRO-TRISTOP®
24/24

100mm