SURFACE PROTECTION OBERFLAECHENSCHUTZ PROTECTION DE SURFACE PROTEZIONE SUPERFICI	
I	JED-240-4/JED-240-3 ⟨5⟩
II	JED-256-1
III	JED-371
IV	AL , JED-259
V	RUBBER / PLASTIC
VI	MS
VII	JED-240-2
VIII	JED-378-4

MEDIUM : AIR
MEDIUM : LUFT
FLUIDE : AIR
FLUIDO : ARIA

SW WIDTH ACROSS FLATS
SCHLUESSELWEITE
SURPLATS
LARGHEZZA IN CHIAVE

THERMAL RANGE OF APPLICATION :
THERMISCHER ANWENDUNGSBEREICH : -40°C...+80°C <1>
GAMME D'APPLICATION THERMIQUE :
CAMPO TERMICO D'APPLICAZIONE :

PORT : ANSCHLUSS : ORIFICE : ORIFIZIO : 11
SERVICE BRAKING SYSTEM, WORKING PRESSURE
BETRIEBSBREMSANLAGE, BETRIEBSDRUCK
DISPOSITIF DE FREINAGE DE SERVICE, PRESSION D'UTILISATION
DISPOSITIVO DI FRENATURA DI SERVIZIO, PRESSIONE DI ESERCIZIO
: Pe max. = 10.2 bar (TEMPORARILY (KURZZEITIG (DE COURTE DUREE (BREVE TEMPO SOLO : Pe max. = 13 bar)

PORT : ANSCHLUSS : ORIFICE : ORIFIZIO : 12
SPRING BRAKE CYLINDER, WORKING PRESSURE
FEDERSPEICHERZYLINDER, BETRIEBSDRUCK
CYLINDRE A RESSORT, PRESSION D'UTILISATION
CILINDRO A MOLLA, PRESSIONE DI ESERCIZIO
: Pe max. = 8.5 bar (TEMPORARILY (KURZZEITIG (DE COURTE DUREE (BREVE TEMPO SOLO : Pe max. = 11 bar)

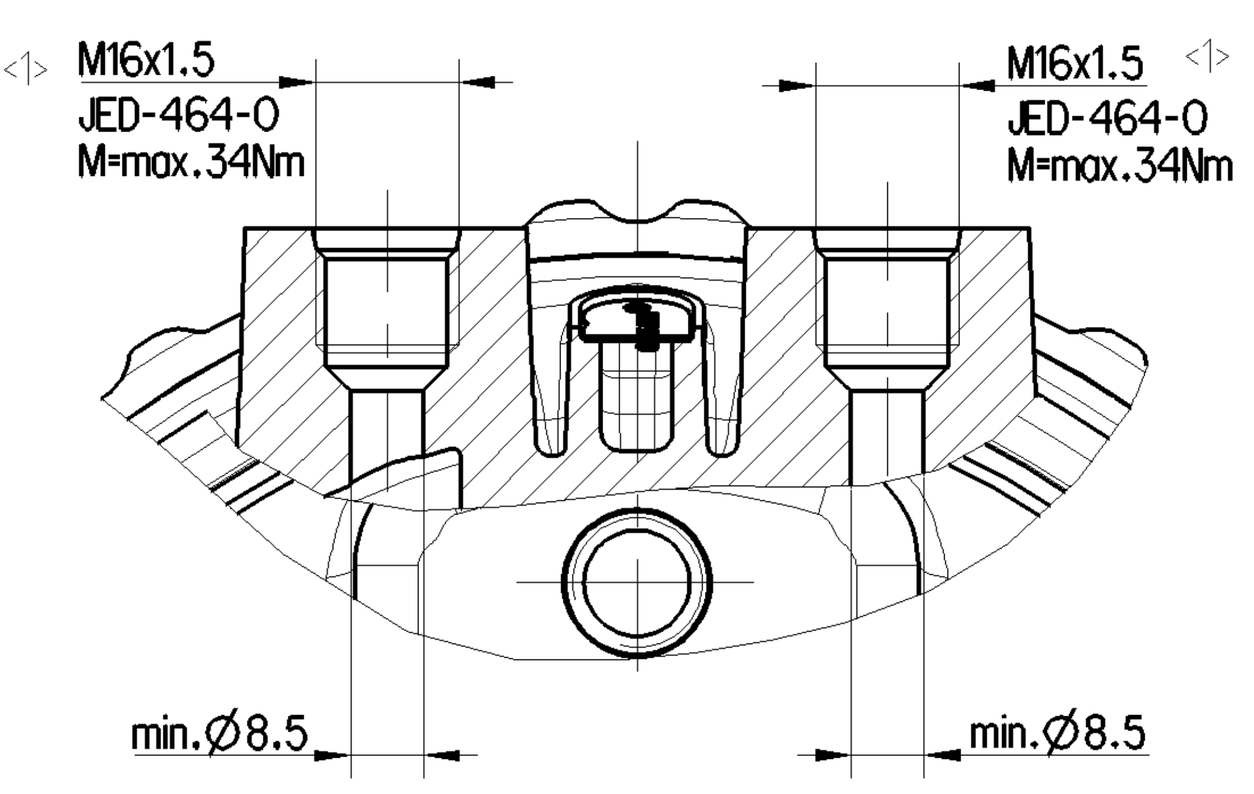

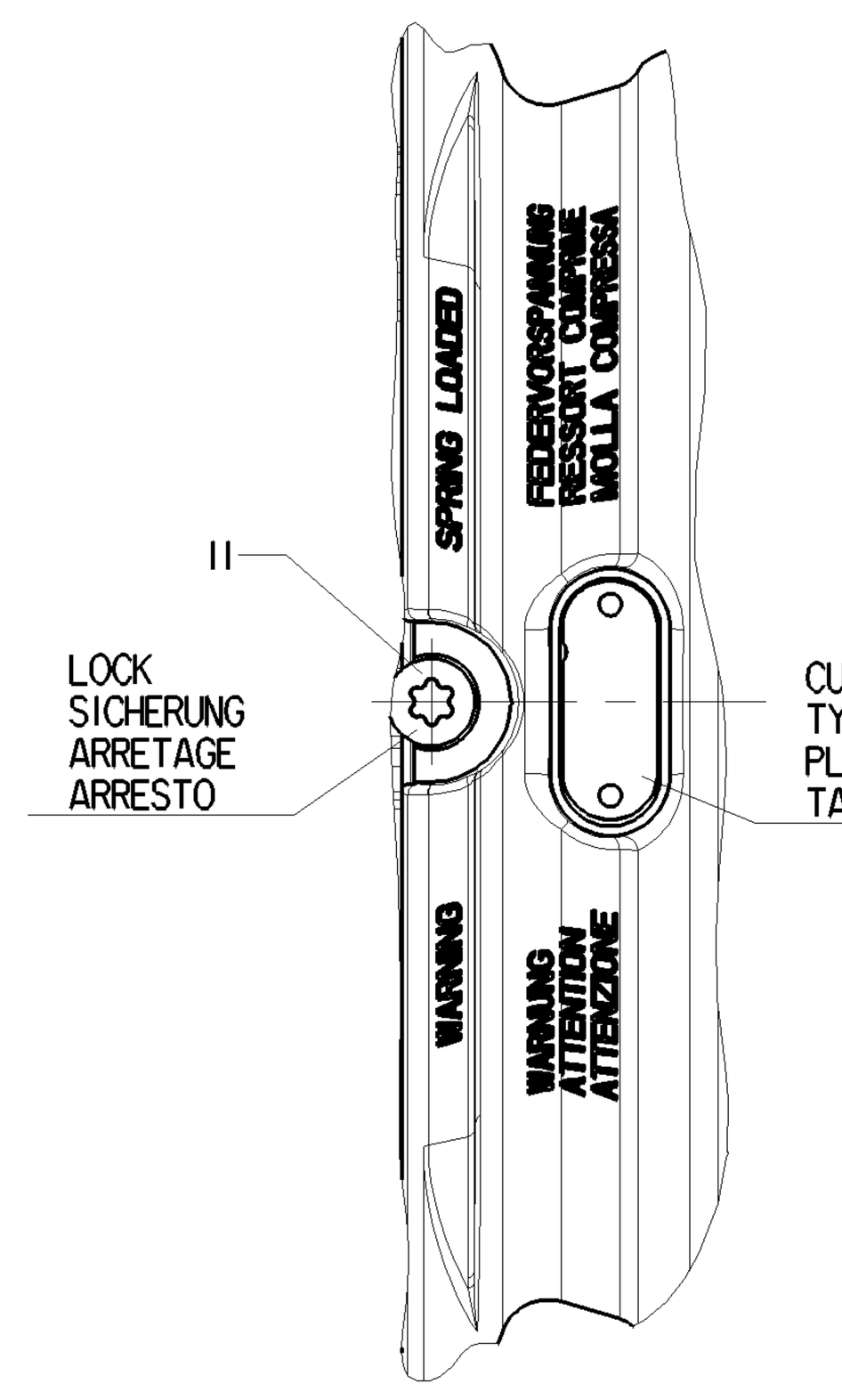

MAIN VIEWS REFER TO DIMENSIONS ONLY
HAUPTANSICHTEN BEZIEHEN SICH NUR AUF DIE ABMESSUNGEN
VUES PRINCIPALES SE REFERENT AUX DIMENSIONS SEULEMENT
VISTE PRINCIPALI RIGUARDANO LE DIMENSIONI SOLAMENTE

<1> POSITION OF COMPONENTS SEE REPRESENTATIONS OF VARIANTS
POSITION DER BAUTEILE SIEHE ABWANDLUNGSDARSTELLUNGEN
POSITION DES COMPOSANTS VOIR DESSINS DES VARIANTES
POSIZIONE DELLE COMPONENTI VEDERE DISEGNI DELLE VARIANTI

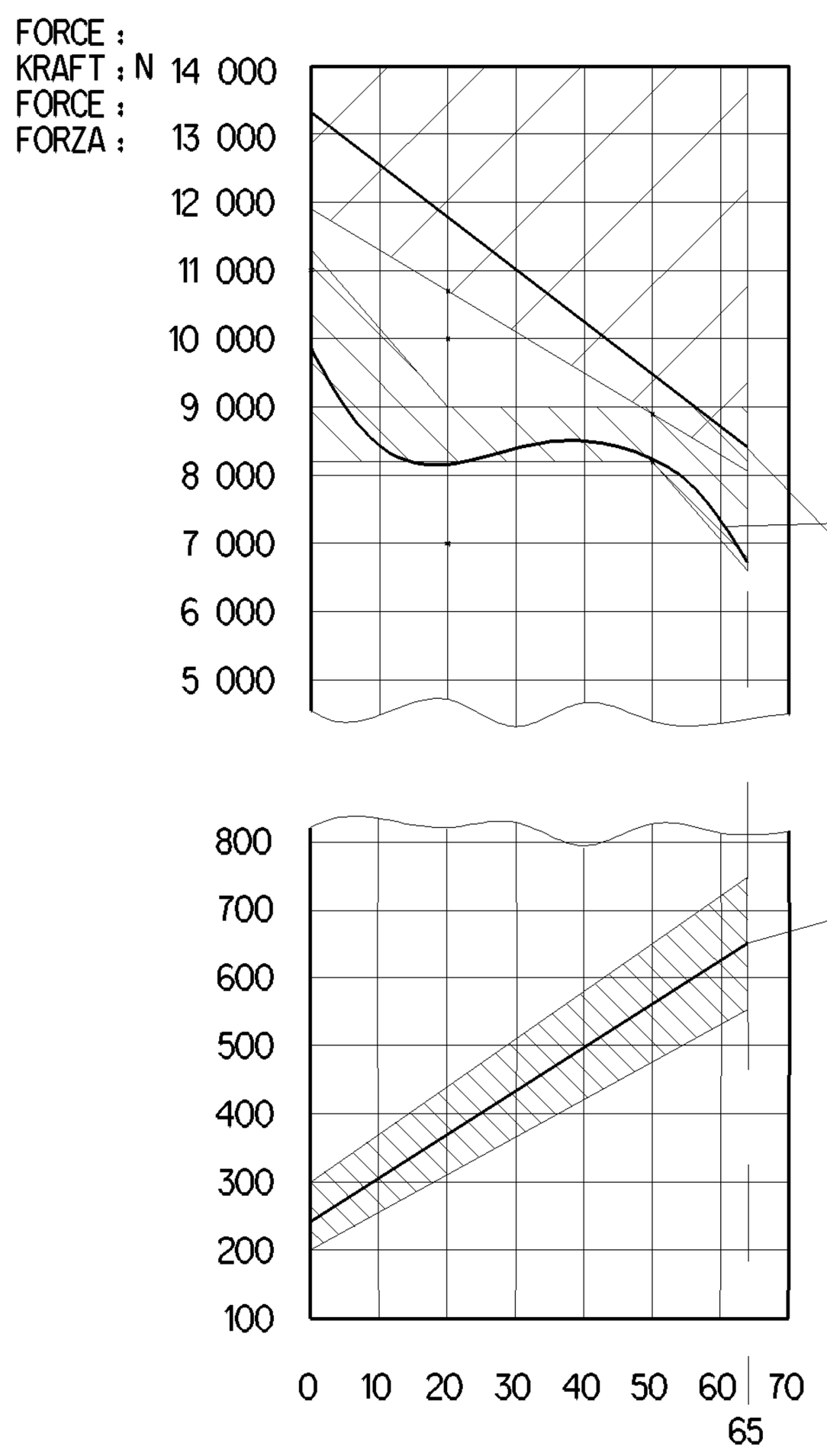

AIR VOLUME OF SERVICE BRAKE PART AT 2/3 OF ITS STROKE : ca. $0.80x10^3$ cm^3
HUBVOLUMEN DES BETRIEBSBREMSTEILES BEI 2/3 HUB :
VOLUME D'AIR DU DISPOSITIF DU FREIN DE SERVICE A 2/3 DE LA COURSE :
VOLUME D'ARIA DELLA SEZIONE DI FRENO DI SERVIZIO A 2/3 DELLA CORSA:

AIR VOLUME OF SPRING BRAKE PART : ca. $1.7x10^3$ cm^3
HUBVOLUMEN DES FEDERSPEICHERS :
VOLUME D'AIR DU DISPOSITIF RESSORT :
VOLUME D'ARIA DELLA SEZIONE A MOLLA :

OUTPUT FORCE OF SERVICE BRAKE PART AT : 6.0 bar
KRAFTABGABE DES BETRIEBSBRAMSTEILES BEI :
EFFORT DE POUSSEE DU DISPOSITIF DU FREIN DE SERVICE SOUS :
FORZA DI SPINTA DELLA SEZIONE DI FRENO DI SERVIZIO PER :

<1> OUTPUT FORCE OF SPRING BRAKE PART, RELEASE PRESSURE : pe 5.3±0.3 bar
KRAFTABGABE DES FEDERSPEICHERS, LOESEDRUCK :
EFFORT DE POUSSEE DU DISPOSITIF RESSORT. PRESSION DE DESSERRAGE :
FORZA DI SPINTA DELLA SEZIONE A MOLLA, PRESSIONE DI RILASCIO :

<2> FORCE OF RETURN SPRING OF SERVICE BRAKE PART
RUECKSTELLFEDERKRAFT DES BETRIEBSBREMSTEILES
EFFORT DU RESSORT DE RAPPEL DU DISPOSITIF DU FREIN DE SERVICE
FORZA DELLA MOLLA DI RITORNO DELLA SEZIONE DI FRENO DI SERVIZIO

⟨1⟩ SEALING SURFACE
DICHTFLAECHE
SURFACE D'ETANCHEITE
SUPERFICI DI TENUTA

⟨2⟩ ADMISSIBLE DEFLECTION OF PISTON IN EVERY DIRECTION :
ZULAESSIGE KOLBENAUSLENKUNG IN ALLE RICHTUNGEN : max. 4° <1>
DEVIATION ADMISSIBLE DU PISTON DANS TOUTES LES DIRECTIONS :
DEFLESSIONE AMMISSIBILE DEL PISTONE IN OGNI DIREZIONE :

<2> ⟨3⟩ OPEN BREATHER HOLE
OFFEN ATMUNGSBOHRUNG
OUVERT TROU RENIFLEUR
APERTO FORO RESPIRATORE

⟨4⟩ IN THIS ZONE :
IN DIESEM BEREICH : BARCODE LABEL
DANS CETTE ZONE :
IN QUESTA ZON :

( ) AUXILIARY DIMENSION
HILFSMASS
DIMENSION AUXILIAIRE
DIMENSIONE AUSILIARIA

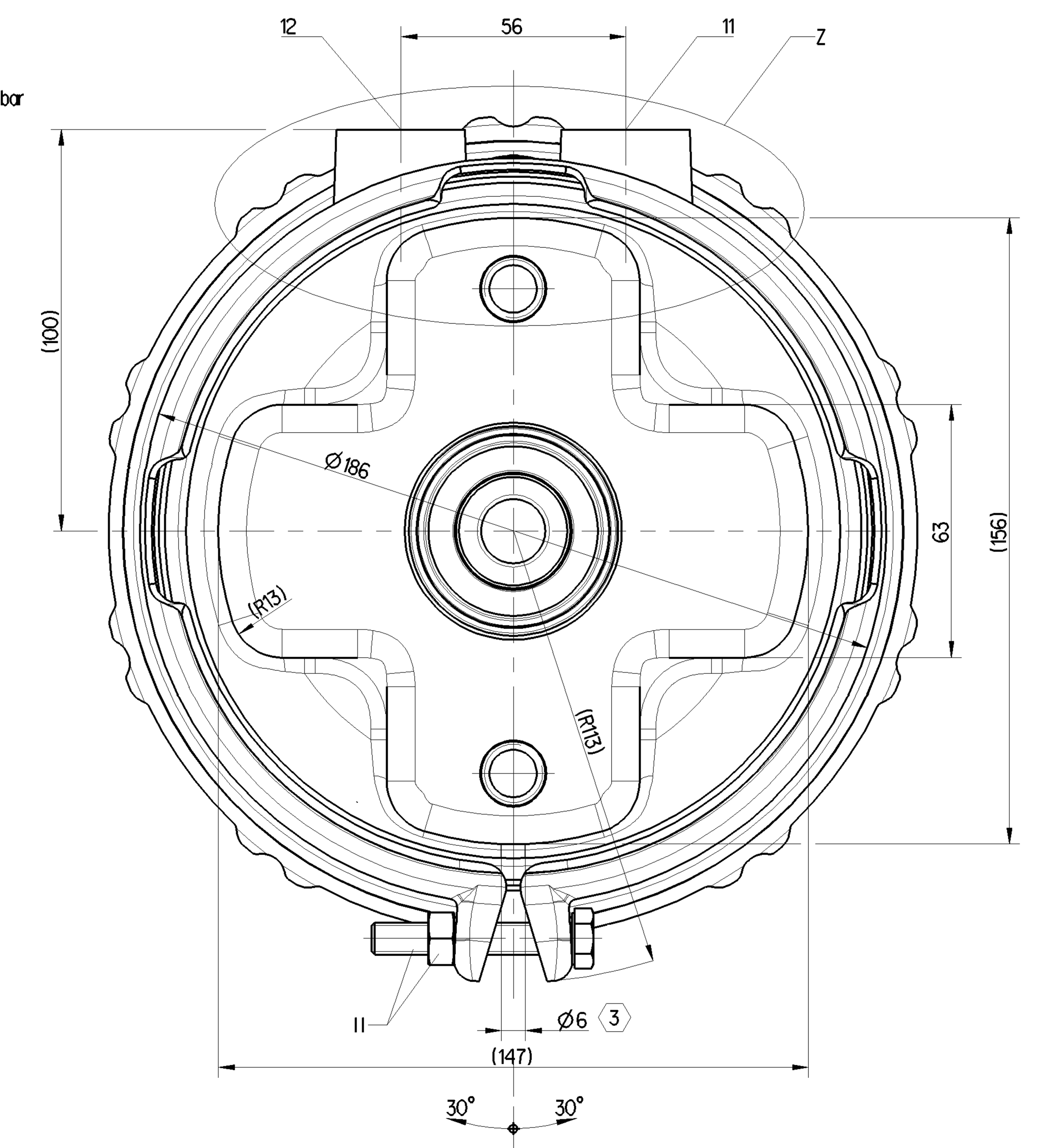

<2> TO BE INSTALLED WITH LOWER BREATHER HOLE OPEN
IM EINBAUZUSTAND UNTERE ATMUNGSBOHRUNG GEOEFFNET
A MONTER AVEC LE RENIFLARD INFERIEUR OUVERT
INSTALLAZIONE: CON IL FORO DI SFIATO INFERIORE APERTO

DRIVING POSITION.TIGHTENING WITH : M=25^{+20}_{0}Nm
FAHRTSTELLUNG.ANZIEHEN MIT :
POSITION DE CONDUITE.SERRAGE AVEC :
POSIZIONE DI MARCIA.SERRAGGIO CON :

RELEASE POSITION.RELEASING WITH : M=max. 80Nm
LOESESTELLUNG.LOESEN MIT :
POSITION DE DESSERRAGE.DESSERRAGE AVEC :
POSIZIONE DI RILASCIO.DISSERRAGGIO :

SW 24 <1>
TORQUE :
ANZUGSMOMENT : 210^{0}_{-30}Nm
COUPLE DE SERRAGE :
COPPIA DI SERRAGGIO:

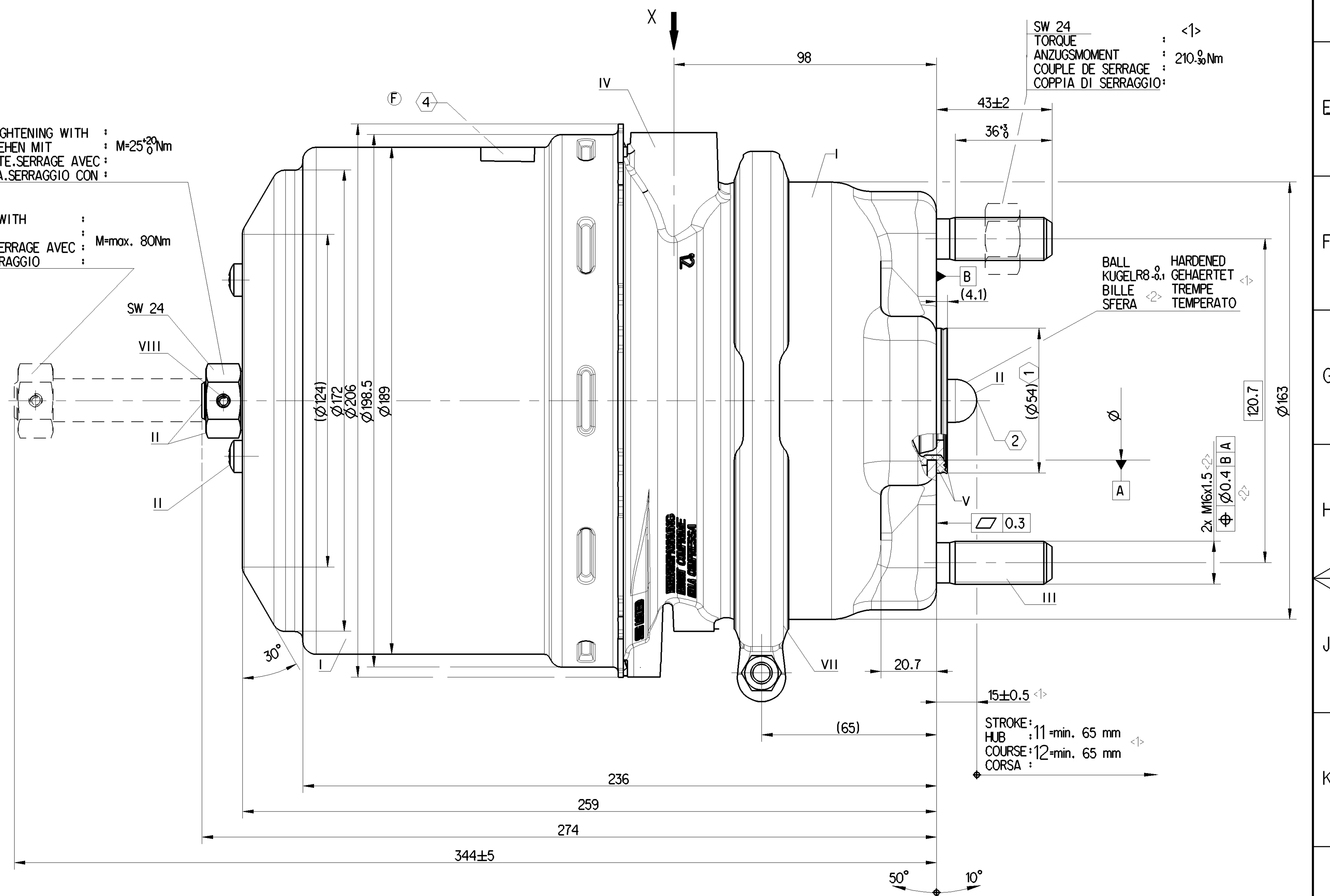

ADMISSIBLE INSTALLATION POSITION <2>
ZULAESSIGE EINBAULAGE
POSITION D'INSTALLATION ADMISE
POSIZIONE DI MONTAGGIO AMMESSA

VARIANT
ABWANDLUNG
VARIANTE
VARIANTE

925 481 065 0

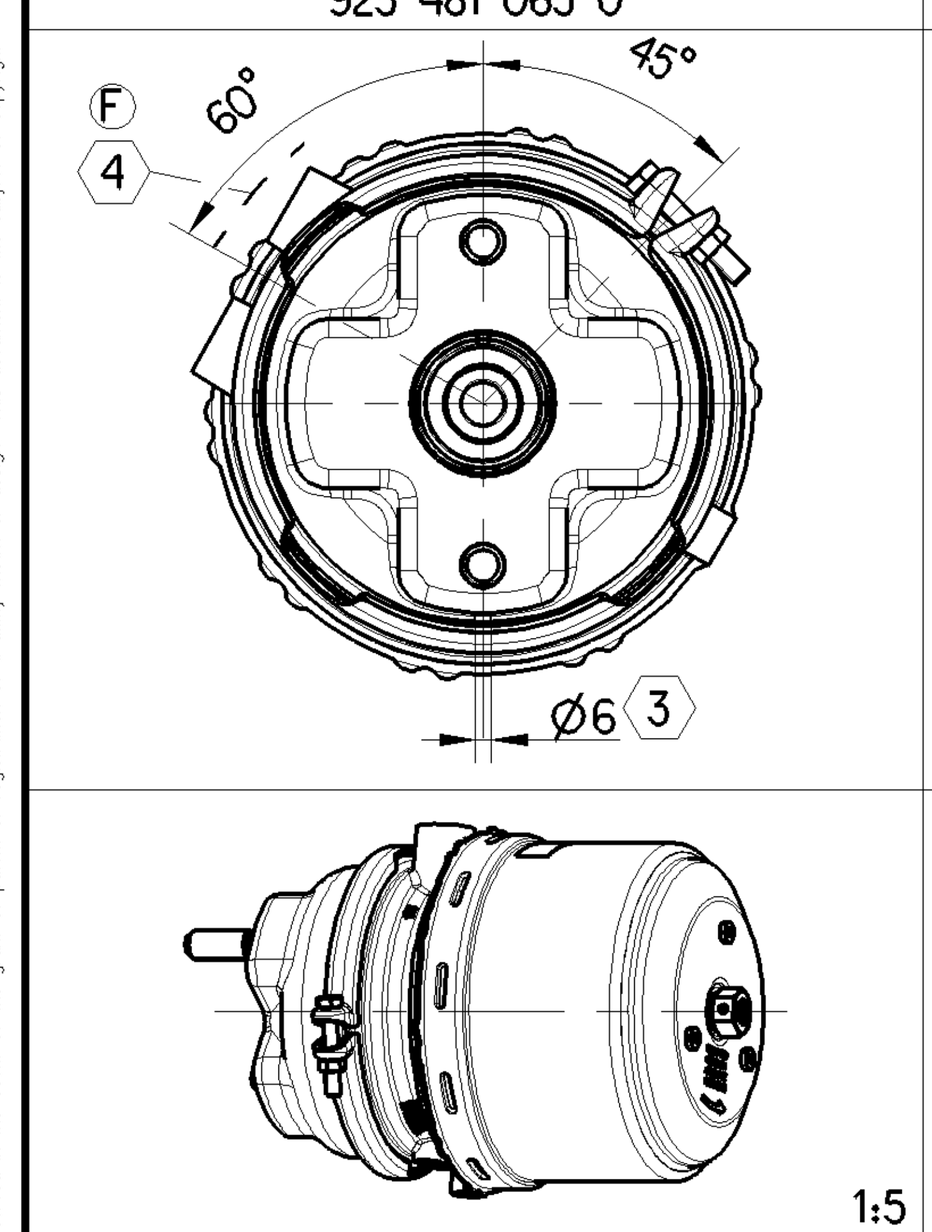

925 481 066 0

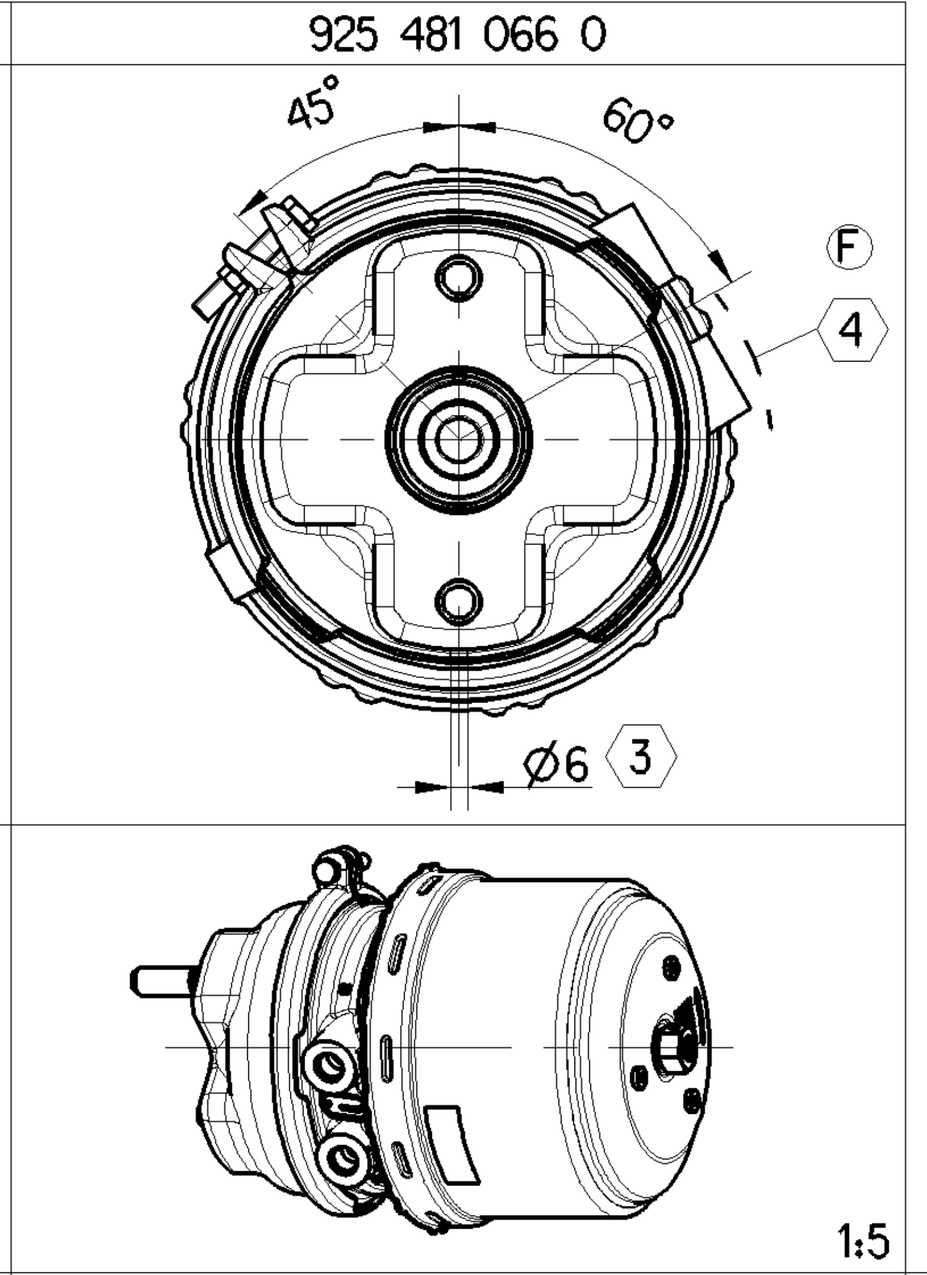

925 481 060 0

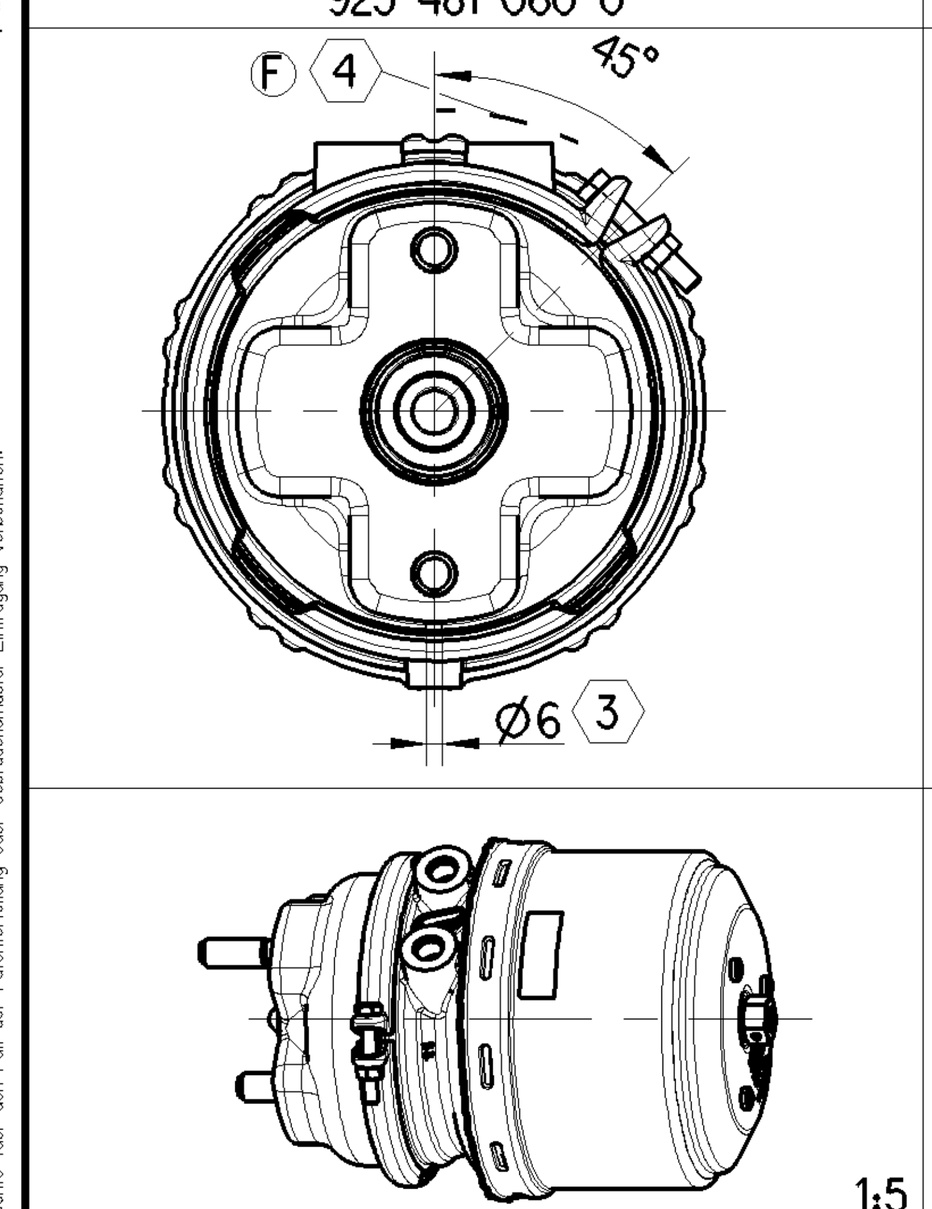

925 481 061 0

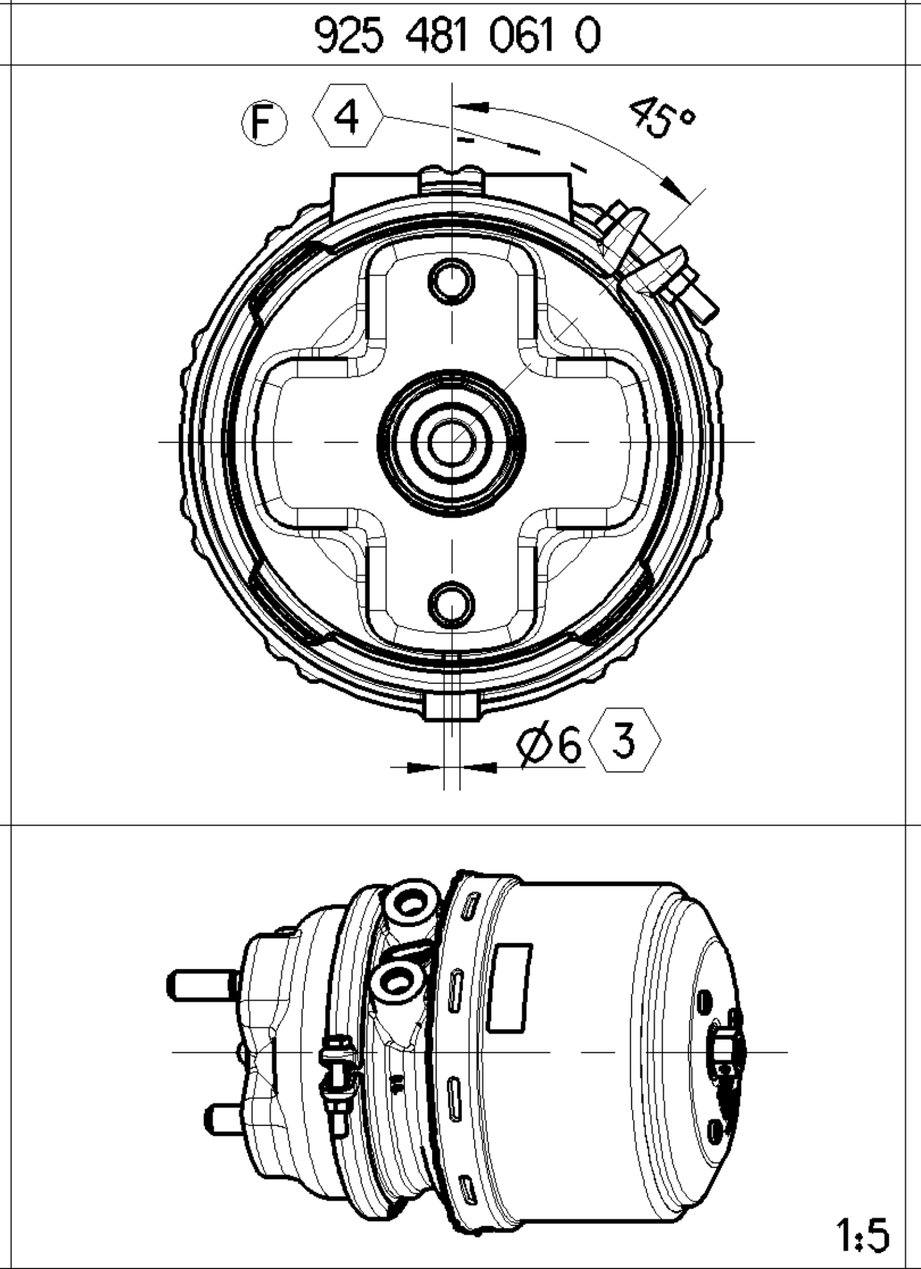

925 481 062 0

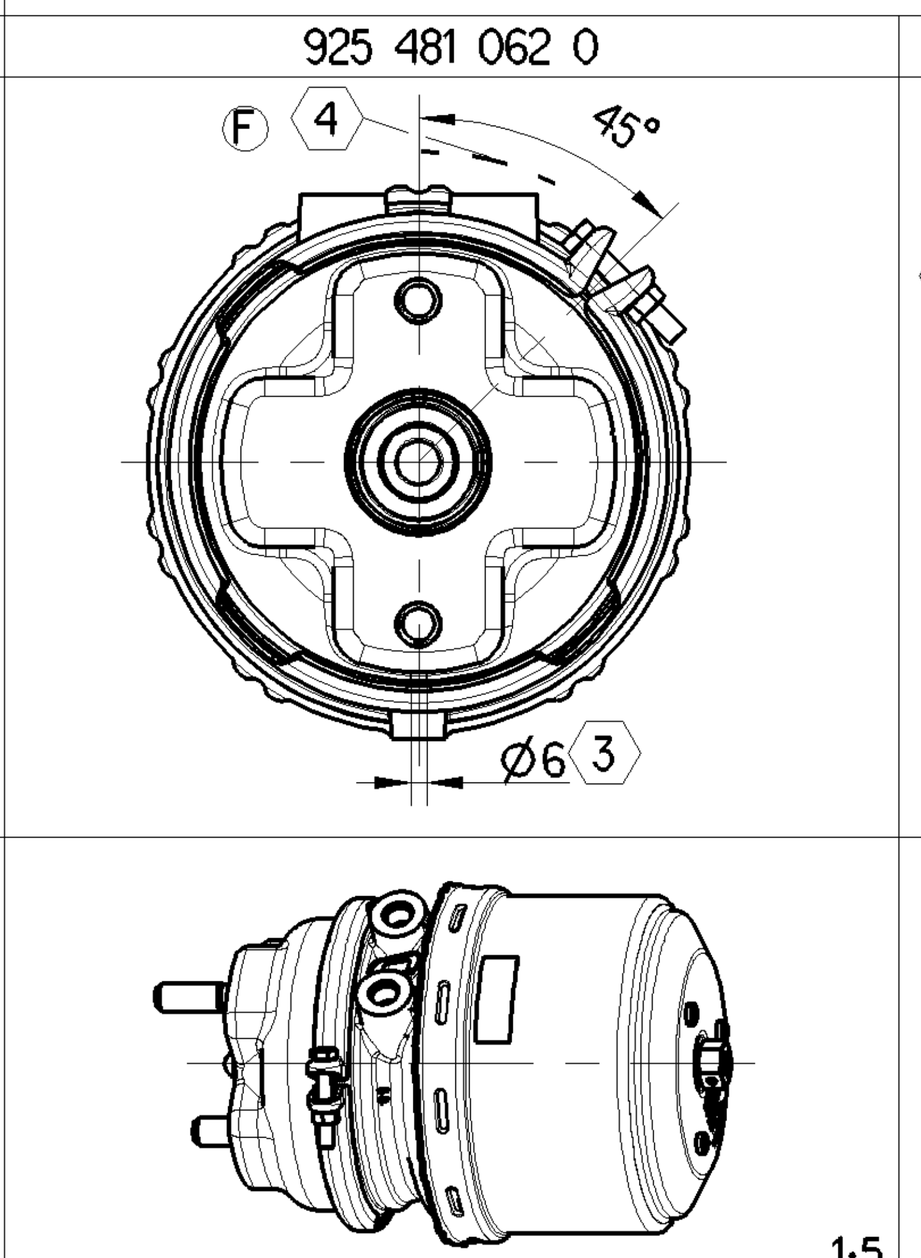

925 481 063 0

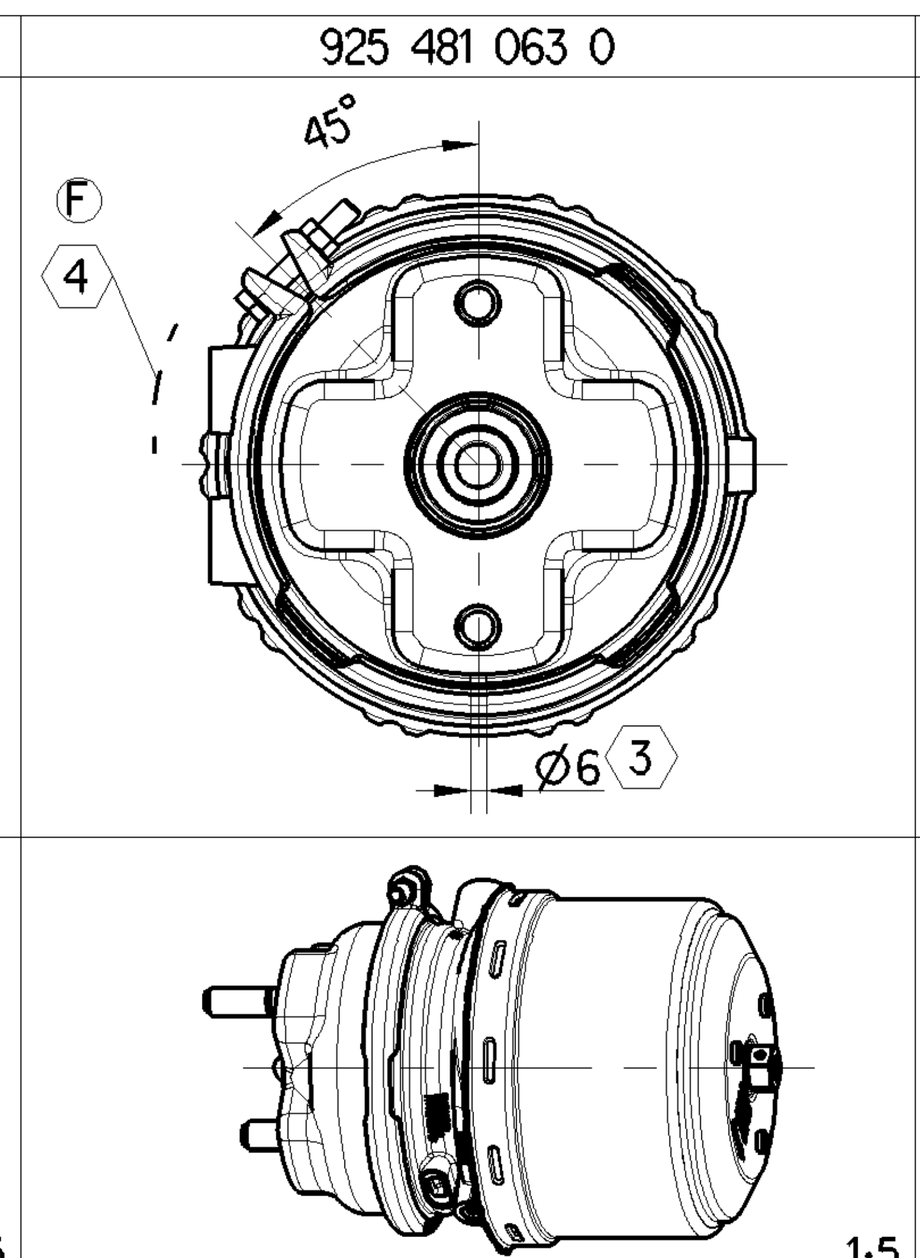

925 481 064 0

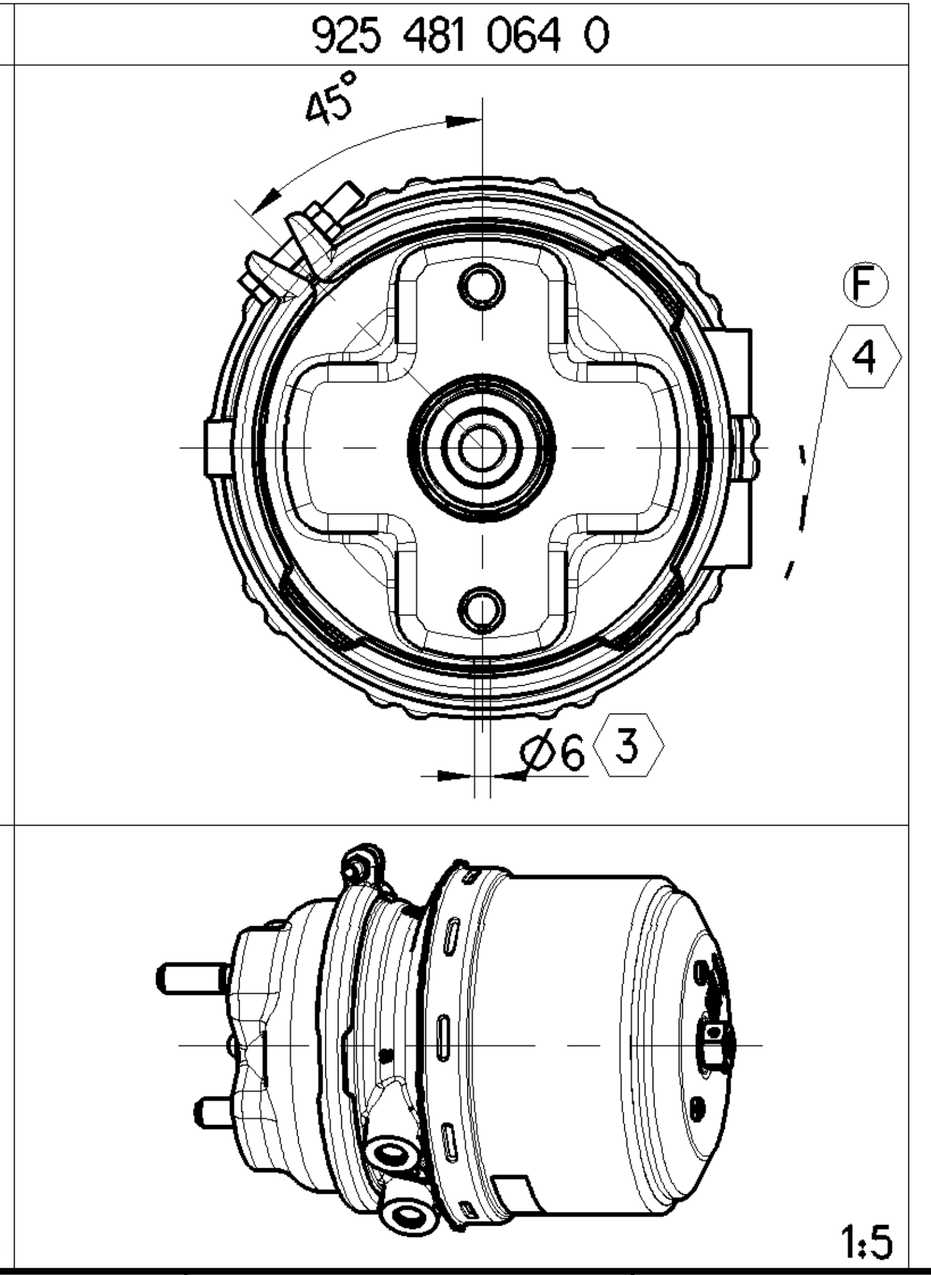

X
2:1

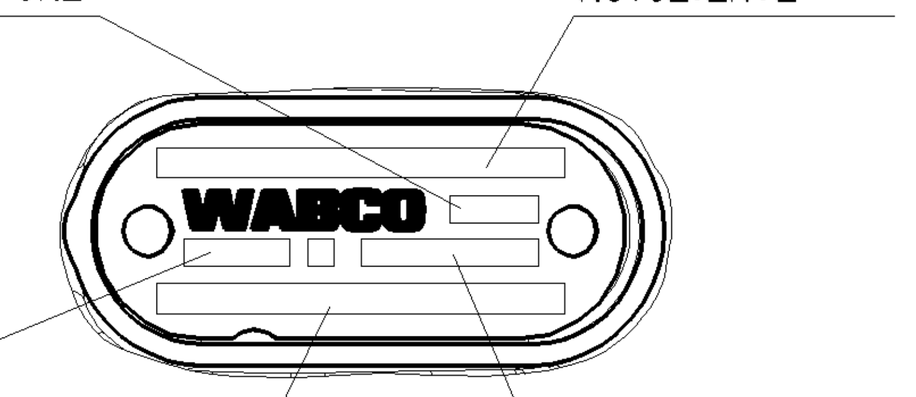

MANUFACTURING PLANT
PRODUKTIONSSTAETTE
LIEU DE FABRICATION
LUOGO DI FABBRICAZIONE

CUSTOMER'S NO.
KUNDEN-NR.
NO.DU CLIENT
NO.CLIENTE

DATE OF MANUFACTURE
HERSTELLDATUM
DATE DE FABRICATION
DATA DI FABBRICAZIONE

IDENTIFICATION NUMBER
IDENTIFIZIERUNGS-NUMMER
NUMERO D'IDENTIFICATION
NUMERO D'IDENTIFICAZIONE

TYPE DESIGNATION
TYPENBEZEICHNUNG
DESIGNATION DU TYPE
DESIGNAZIONE DI TIPO

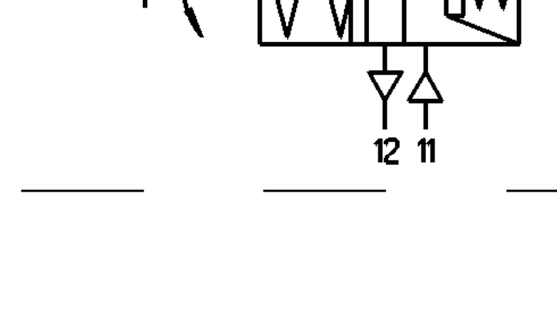

<1> SAFETY CHARACTERISTICS SICHERHEITSMERKMAL CARACTERISTIQUE DE SECURITE CARATTERISTICA DI SICUREZZA	11
<2> SIGNIFICANT CHARACTERISTICS WESENTLICHES MERKMAL CARACTERISTIQUE SIGNIFIANTE CARATTERISTICA SIGNIFICATIVA	8

925 481 066 0	23226116	-	-	JED-240-4	DRIVING POSITION	10.1
925 481 065 0	23226115	-	-	JED-240-4	DRIVING POSITION	10.1
925 481 064 0	-	-	22696697	JED-240-3	RELEASED POSITION	10.1
925 481 063 0	-	-	22696696	JED-240-3	RELEASED POSITION	10.1
925 481 062 0	-	-	22401767	JED-240-3	RELEASED POSITION	10.1
925 481 061 0	-	7422096491	-	JED-240-4	RELEASED POSITION	10.1
925 481 060 0	20524534	-	-	JED-240-4	DRIVING POSITION	10.1
WABCO	VOLVO	RENAULT TRUCKS	UD TRUCKS	SURFACE PROTECTION OBERFLAECHENSCHUTZ PROTECTION DE SURFACE PROTEZIONE SUPERFICI ⟨5⟩	<2> DELIVERY POSITION ANLIEFERUNGSSTELLUNG POSITIONE DE LIVRAISON POSIZIONE DI FORNITURA	MASS GEWICHT MASSE MASSA [kg]
	CUSTOMER'S NO. KUNDEN-NR. NO. CLIENT NO. CLIENTE					

General Specification: JED-334-1 , Size ISO 14405 LP
Further Technical Data:
Doc. Code: Sheet: To

General Tolerances JED-261

Class 1)	Range of Nominal Dimensions (± mm) ≤ 50	> 50 ≤ 180	> 180 ≤ 400	> 400	
Fine	0.5	1.0	1.5	2.0	
Medium X	1.0	2.0	3.0	4.0	±3°
Coarse	2.0	3.5	5.0	6.5	

Tapped Holes acc. JED-464-0
1) Tolerance Class Applied Crossmarked

Copyright WABCO®

Date	Signature
Drawn	
2018-06-25	Medynski
Checked	
2018-06-25	Glowacki
Expert	
	Zbylut

WABCO

TRISTOP®-CYLINDER
TRISTOP®-ZYLINDER
CYLINDRE-TRISTOP®
CILINDRO-TRISTOP®

24/30

Mass	Scale	Material No.	Date of first issue: 2004-09-06		
- KG	1:1 (2:1;1:5)	925 481 069 0	Doc.Code 053	Language ML	Sheet 1/1
Size A 0	CAD System CREO				
		ECN-No. 177312	Revision 8 x F	Techn. Resp. 5400	Replacement for -

100mm

Toute Communication ou reproduction de ce document, toute exploitation ou communication de son contenu sont interdites, sauf autorisation expresse. Tout manquement a cette regle constitue un abus evident et expose son auteur au versement de dommages et interets. Tous droits de propriete industrielle reserves, notamment en matiere de brevets et de modeles.
Weitergabe sowie Vervielfaeltigung dieser Unterlage, Verwertung und Mitteilung ihres Inhalts nicht gestattet, soweit nicht ausdruecklich zugestanden. Zuwiderhandlungen stellen einen offensichtlichen Missbrauch dar und verpflichten zu Schadenersatz. Alle Rechte fuer den Fall der Patenterteilung oder Gebrauchsmuster-Eintragung vorbehalten.
Non e permesso consegnare a terzi o riprodurre questo documento, ne utilizzarne il contenuto o renderlo comunque noto a terzi senza autorizzazione esplicita. Ogni infrazione costituira un evidente abuso e comportera il risarcimento dei danni subiti. E'fatta riserva di tutti i diritti derivanti da brevetti o modelli.
Copying of this document and giving it to others and the use or communication of the contents thereof, are forbidden without express authority. Contravention of this restriction will constitute an evident abuse and result in a liability to the payment of damages. All rights are reserved in the event of the grant of patent or registration of a utility model or design. This document is the subject of copyright.