SURFACE PROTECT. OBERFL. SCHUTZ	
I	JED-240-3
II	JED-256-1
III	JED-371
IV	AL . JED-259
V	RUBBER/PLASTIC
VI	JED-240-2

TECHNICAL DATA TECHNISCHE DATEN	
VIII	
IX	
X	

MEDIUM : AIR
MEDIUM : LUFT
FLUIDE : AIR
FLUIDO : ARIA

NOMINAL DIAMETER :
NENNWEITE : MIN Ø8.5
DIAMETRE NOMINAL :
DIAMETRO NOMINALE :

WIDTH ACROSS FLATS
SW= SCHLUESSELWEITE
SURPLATS
LAGHEZZA IN CHIAVE

THERMAL RANGE OF APPLICATION :
THERMISCHER ANWENDUNGSBEREICH : -40°C...+80°C
GAMME D'APPLICATION THERMIQUE :
CAMPO DI APPLICAZIONE TERMICA :

PORT : 11 ANSCHLUSS : 11 ORIFICE : 11 ORIFIZIO : 11
SERVICE BRAKING SYSTEM, WORKING PRESSURE
BETRIEBSBREMSANLAGE, BETRIEBSDRUCK
DISPOSITIF DE FREINAGE DE SERVICE, PRESSION D'UTILISATION
DISPOSITIVO DI FRENATURA DI SERVIZIO, PRESSIONE DI ESERCIZIO
: Pe max. = 10.2 bar
(TEMPORARILY / KURZZEITIG / DE COURTE DUREE / BREVE TEMPO SOLO) : Pe max. = 13 bar

PORT : 12 ANSCHLUSS : 12 ORIFICE : 12 ORIFIZIO : 12
SPRING BRAKE CYLINDER, WORKING PRESSURE
FEDERSPEICHERZYLINDER, BETRIEBSDRUCK
CYLINDRE A RESSORT, PRESSION D'UTILISTION
CILINDRO A MOLLA, PRESSIONE DI ESERCIZIO
: Pe max. = 8.5 bar
(TEMPORARILY / KURZZEITIG / DE COURTE DUREE / BREVE TEMPO SOLO) : Pe max. = 11 bar)

CHARACTERISTIC CURVE
KENNLINIE
COURBE CARACTERISTIQUE
CARATTERISTICA

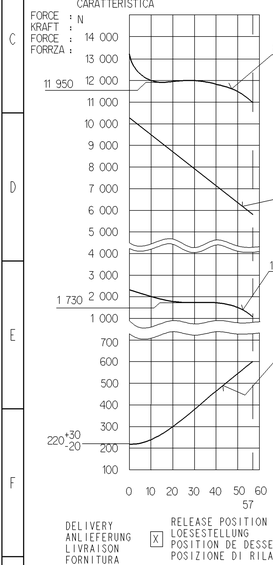

AIR VOLUME OF SERVICE BRAKE PART AT 2/3 OF ITS STROKE
HUBVOLUMEN DES BETRIEBSBREMSTEILES BEI 2/3 HUB
VOLUME D'AIR DU DISPOSITIF DU FREIN DE SERVICE A 2/3 DE LA COURSE
VOLUME D'ARIA DELLA SEZIONE DI FRENO DI SERVIZIO A 2/3 DELLA CORSA
: ca. 0.70×10^3 cm^3

AIR VOLUME OF SPRING BRAKE PART
HUBVOLUMEN DES FEDERSPEICHERS
VOLUME D'AIR DU DISPOSITIF RESSORT
VOLUME D'ARIA DELLA SEZIONE A MOLLA
: ca. 1.4×10^3 cm^3

OUTPUT FORCE OF SERVICE BRAKE PART AT
KRAFTABGABE DES BETRIEBSBRAMSTEILES BEI
EFFORT DE POUSSEE DU DISPOSITIF DU FREIN DE SERVICE SOUS
FORZA DI SPINTA DELLA SEZIONE DI FRENO DI SERVIZIO PER

OUTPUT FORCE OF SPRING BRAKE PART, RELEASE PRESSURE
KRAFTABGABE DES FEDERSPEICHERS, LOESEDRUCK
EFFORT DE POUSSEE DU SPOSITIF RESSORT, PRESSION DE DESSERRAGE
FORZA DI SPINTA DELLA SEZIONE A MOLLA, PRESSIONE DI RILASCIO
: pe 5.1 ±0.3 bar

FORCE OF RETURN SPRING OF SERVICE BRAKE PART
RUECKSTELLFEDERKRAFT DES BETRIEBSBREMSTEILES
EFFORT DU RESSORT DE RAPPEL DU DISPOSITIF DU FREIN DE SERVICE
FORZA DELLA MOLLA DI RITORNO DELLA SEZIONE DI FRENO DI SERVIZIO

DELIVERY / ANLIEFERUNG / LIVRAISON / FORNITURA

[X] RELEASE POSITION / LOESESTELLUNG / POSITION DE DESSERRAGE / POSIZIONE DI RILASCIO

[ ] DRIVING POSITION / FAHRTSTELLUNG / POSITION DE MARCHE / POSIZIONE DI MARCIA

* SEALING SURFACE
DICHTFLAECHE
SURFACE D'ETANCHEITE
SUPERFICI DI TENUTA

** DEFLECTION : AUSLENKUNG : max. 8° DEFLEXION : DEVIAZIONE : AT STROKE / BEI HUB / A COURSE / A CORSA : 0 mm

*** OPEN BREATHER HOLE
OFFEN ATMUNGSBOHRUNG
OUVERT TROU RENIFLEUR
APERTO FORO RESPIRATORE

**** IN THIS ZONE / IN DIZEM BERICH / DANS CETTE ZONE / IN QUESTA ZON : BARCODE LABEL

VARINAT
ABWANDLUNG
VARIANTE
VARIANTE

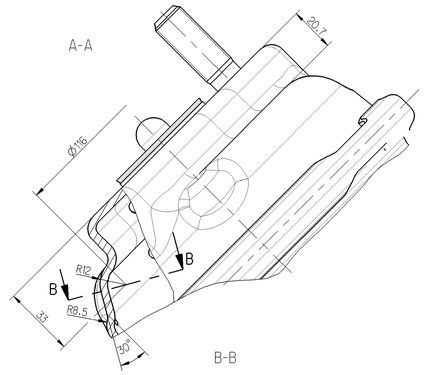

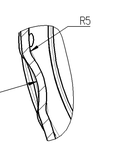

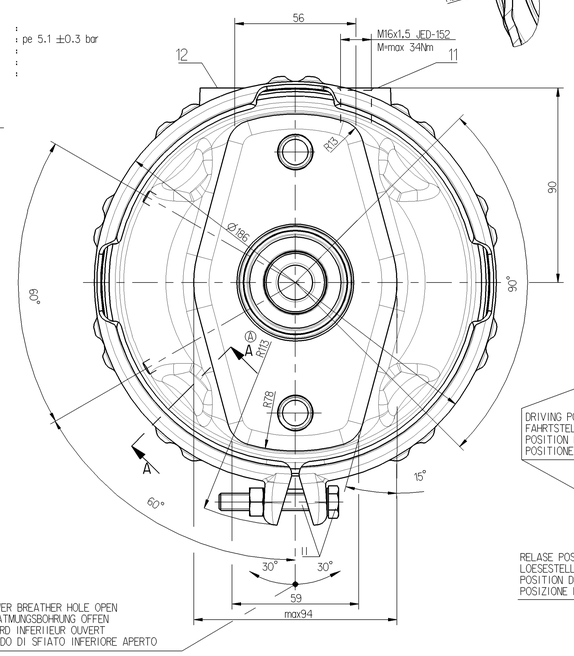

TO BE INSTALLED WITH LOWER BREATHER HOLE OPEN
IM EINBAUZUSTAND UNTERE ATMUNGSBOHRUNG OFFEN
A MONTER AVEC LE RENIFLARD INFERIEUR OUVERT
INSTALLAZIONE: CON IL FORDO DI SFIATO INFERIORE APERTO

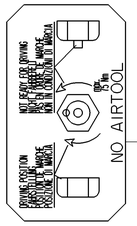

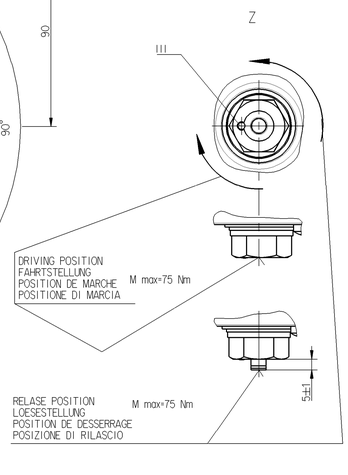

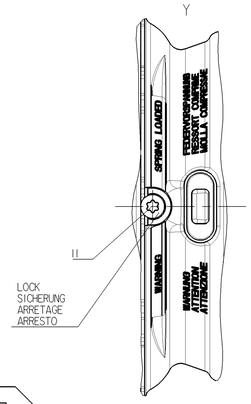

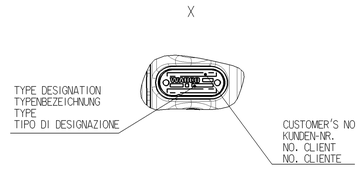

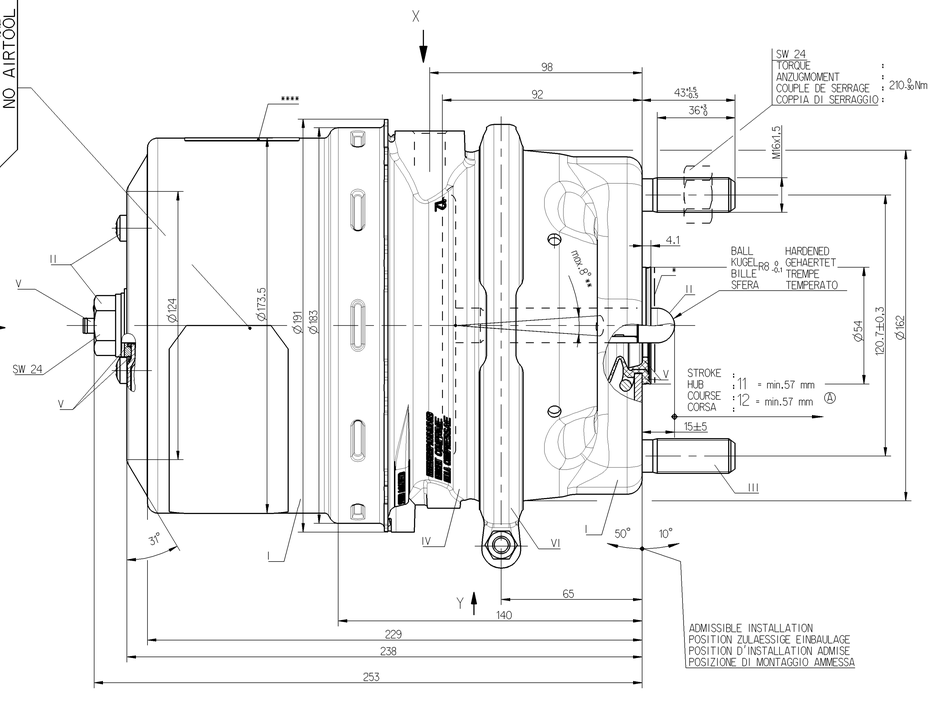

925 481 170 0	925 481 171 0	925 481 172 0			
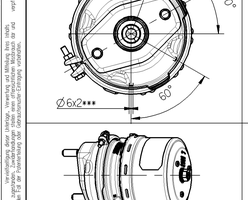	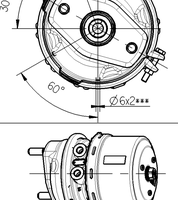	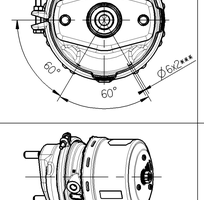			

MAIN VIEWS REFER TO DIMENSIONS ONLY
HAUPTANSICHTEN BEZIEHEN SICH NUR AUF DIE ABMESSUNGEN
VUES PRINCIPALES CONCERNENT LES DIMENSIONS SEULEMENT
VISITE PRINSIPALI RIGUARDANO DIMENSIONI SOLAMENTE

POSITION OF COMPONENTS SEE REPRESENTATION OF VARIATIONS
POSITION DER BAUTEILE SIEHE ABWANDLUNGSDARSTELLUNGEN
POSITION DES COMOSANTS VOIR DESSIN DE LA VARINATE
POSIZIONE DELLE COMPONENTI VERDERE DISEGNO DI VARIANTE

925 481 172 0	1686021
925 481 171 0	1686020
925 481 170 0	1686019
WABCO	CUSTOMER'S NO. KUNDEN-NR. No. CLIENT No. CLIENTE

DCN-No.	Rev.	Date
113601	3xA	2007-06-12

State of Revision

General Specification: JED-334-0
Further Technical Data:
Doc. Code: Sheet: To
General Tolerances JED-261
Range of Nominal Dimensions (± mm)

Class 1)	≤ 50	> 50 ≤ 180	> 180 ≤ 400	> 400	∢
Fine	0.5	1.0	1.5	2.0	
Medium X	1.0	2.0	3.0	4.0	±3°
Coarse	2.0	3.5	5.0	6.5	

Tapped Holes acc. JED-152
1) Tolerance Class Applied Crossmarked

Copyright WABCO *

Date	Signature
Drawn	
2005-12-15	Madrala
Checked	
2006-01-10	Szczupliak
Expert	
Szczupliak	

Mass 7.0 kg | Scale 1:1 (1:5) | Material No. 925 481 179 0 | WABCO id. No.: 925 481 179 0

Size A 0 | Title 525 | Function Code | CAD-System | Prod. Type Pro/E | Replacement for X

WABCO
TRISTOP® -CYLINDER
TRISTOP® -ZYLINDER
CYLINDRE-TRISTOP®
CILINDRO-TRISTOP®
24/24

Doc.-Code 053 | Language de/en/fr/it | Sheet 1/1

100mm