SURFACE PROTECTION OBERFLAECHENSCHUTZ PROTECTION DE SURFACE PROTEZIONE SUPERFICI	
I	JED-240-3
II	JED-256-1
III	JED-371
IV	AL . JED-259
V	RUBBER / PLASTIC
VI	JED-240-2

MEDIUM : AIR
MEDIUM : LUFT
FLUIDE : AIR
FLUIDO : ARIA

WIDTH ACROSS FLATS
SW = SCHLUESSELWEITE
SURPLATS
LARGHEZZA IN CHIAVE

THERMAL RANGE OF APPLICATION :
THERMISCHER ANWENDUNGSBEREICH : -40°C...+80°C
GAMME D'APPLICATION THERMIQUE :
CAMPO TERMICO D'APPLICAZIONE :

PORT : ANSCHLUSS : 11 ORIFICE : ORIFIZIO :	SERVICE BRAKING SYSTEM. WORKING PRESSURE : BETRIEBSBREMSANLAGE, BETRIEBSDRUCK : SYSTEME DE FREINAGE DE SERVICE, PRESSION D'UTILISATION : DISPOSITIVO DI FRENATURA DI SERVIZIO, PRESSIONE DI ESERCIZIO :	max. 10.2 bar	(TEMPORARILY : (KURZZEITIG : (DE COURTE DUREE : (BREVE TEMPO SOLO : max. 13 bar)
PORT : ANSCHLUSS : 12 ORIFICE : ORIFIZIO :	SPRING BRAKE CYLINDER. WORKING PRESSURE : FEDERSPEICHERZYLINDER, BETRIEBSDRUCK : CYLINDRE A RESSORT, PRESSION D'UTILISATION : CILINDRO A MOLLA, PRESSIONE DI ESERCIZIO :	max. 8.5 bar	(TEMPORARILY : (KURZZEITIG : (DE COURTE DUREE : (BREVE TEMPO SOLO : max. 11 bar)

MAIN VIEWS REFER TO DIMENSIONS ONLY
HAUPTANSICHTEN BEZIEHEN SICH NUR AUF DIE ABMESSUNGEN
VUES PRINCIPALES SE REFERENT AUX DIMENSIONS SEULEMENT
VISTE PRINCIPALI RIGUARDANO LE DIMENSIONI SOLAMENTE

POSITION OF COMPONENTS SEE REPRESENTATIONS OF VARIANTS
POSITION DER BAUTEILE SIEHE ABWANDLUNGSDARSTELLUNGEN
POSITION DES COMPOSANTS VOIR DESSINS DES VARIANTES
POSIZIONE DELLE COMPONENTI VEDERE DISEGNI DELLE VARIANTI

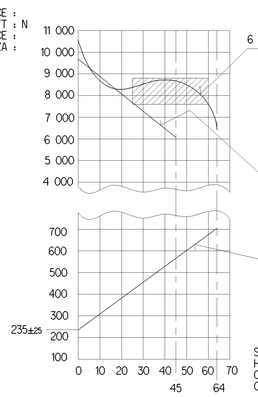

AIR VOLUME OF SERVICE BRAKE PART AT 2/3 OF ITS STROKE :
HUBVOLUMEN DES BETRIEBSBREMSTEILES BEI 2/3 HUB : ca. 0.8 dm^3
VOLUME D'AIR DU DISPOSITIF DU FREIN DE SERVICE A 2/3 DE LA COURSE :
VOLUME D'ARIA DELLA SEZIONE DI FRENO DI SERVIZIO A 2/3 DELLA CORSA :

AIR VOLUME OF SPRING BRAKE PART :
HUBVOLUMEN DES FEDERSPEICHERS : ca. 0.95 dm^3
VOLUME ENGENDRE DU DISPOSITIF DE RESSORT :
VOLUME D'ARIA DELLA SEZIONE A MOLLA :

OUTPUT FORCE OF SERVICE BRAKE PART AT
KRAFTABGABE DES BETRIEBSBREMSTEILES BEI
EFFORT DE POUSSEE DU DISPOSITIF DU FREIN DE SERVICE SOUS
FORZA DI SPINTA DELLA SEZIONE DI FRENO DI SERVIZIO PER

OUTPUT FORCE OF SPRING BRAKE PART, RELEASE PRESSURE :
KRAFTABGABE DES FEDERSPEICHERS, LOESEDRUCK : ≤ 6.0 bar
EFFORT DE POUSSEE DU DISPOSITIF RESSORT, PRESSION DE DESSERRAGE :
FORZA DI SPINTA DELLA SEZIONE A MOLLA, PRESSIONE DI RILASCIO :

FORCE OF RETURN SPRING OF SERVICE BRAKE PART
RUECKSTELLKRAFT DER FEDER DES BETRIEBSBREMSTEILES
EFFORT DU RESSORT DE RAPPEL DU DISPOSITIF DU FREIN DE SERVICE
FORZA DELLA MOLLA DI RITORNO DELLA SEZIONE DI FRENO DI SERVIZIO

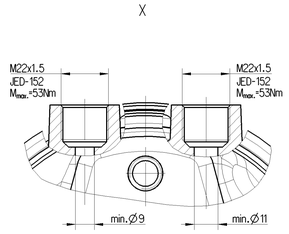

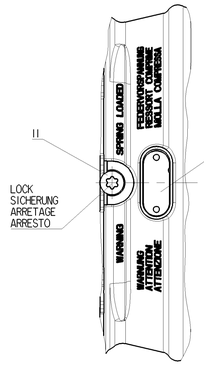

CUSTOMER NAME PLATE
TYPENSCHILD DES KUNDEN
PLAQUE DE FIRME DU CLIENT
TARGHETTA DEL CLIENTE

(1) SEALING SURFACE
DICHTFLAECHE
SURFACE D'ETANCHEITE
SUPERFICIE DI TENUTA

(2) ADMISSIBLE DEFLECTION OF PISTON IN EVERY DIRECTION :
ZULAESSIGE KOLBENAUSLENKUNG IN ALLE RICHTUNGEN : max. 4°
DEVIATION ADMISSIBLE DU PISTON DANS TOUTES LES DIRECTIONS :
DEFLESSIONE AMMISSIBILE DEL PISTONE IN OGNI DIREZIONE :

(3) OPEN BREATHER HOLE
ATMUNGSBOHRUNG OFFEN
TROU DE RESPIRATION OUVERT
FORO DI RESPIRAZIONE APERTO

(4) VERTICAL POSITION PERMISSIBLE
VERTIKALE LAGE ZULASSIG
POSITION VERTICALE ADMISE
POSIZIONE VERTICALE AMMESSA

DELIVERY
ANLIEFERUNG
LIVRAISON
FORNITURA

[X] RELEASE POSITION
LOESESTELLUNG
POSITION DE DESSERRAGE
POSIZIONE DI RILASCIO

[ ] DRIVING POSITION
FAHRTSTELLUNG
POSITION DE MARCHE
POSIZIONE DI MARCIA

( ) AUXILIARY DIMENSION
HILFSMASS
DIMENSION AUXILIAIRE
DIMENSIONE AUSILIARIA

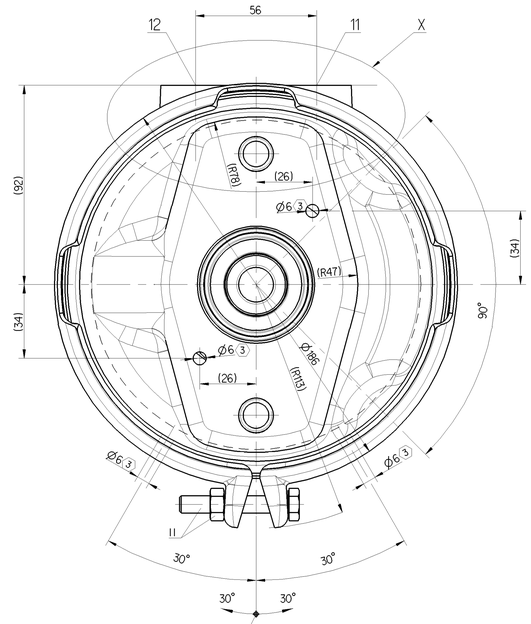

TO BE INSTALLED WITH LOWER BREATHER HOLE OPEN :
IM EINBAUZUSTAND UNTERE ATMUNGSBOHRUNG GEOEFFNET : (4)
A MONTER AVEC LE RENIFLARD INFERIEUR OUVERT :
INSTALLAZIONE: CON IL FORO DI SFIATO INFERIORE APERTO :

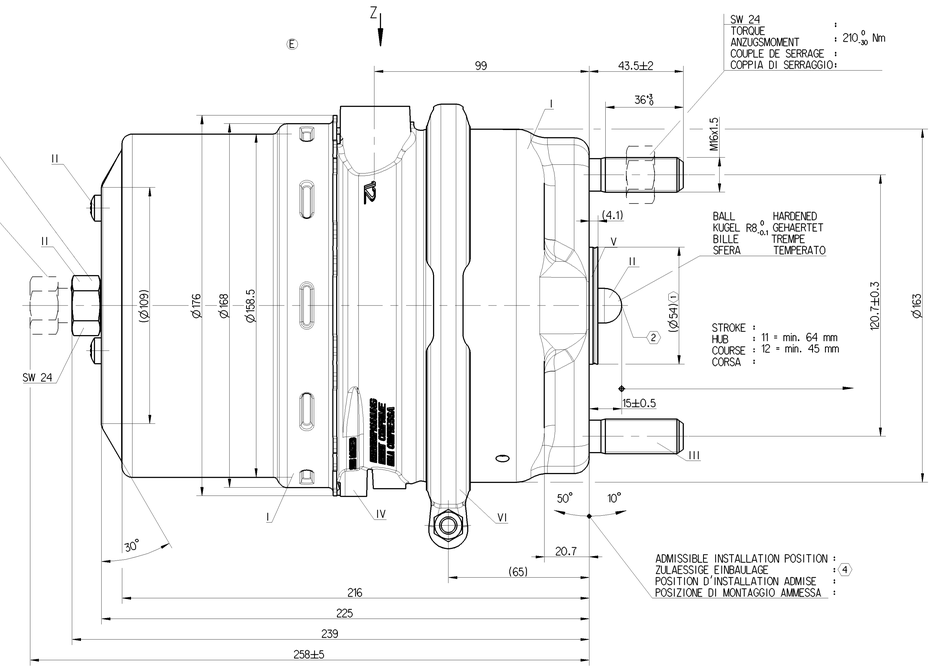

VARIANT
ABWANDLUNG
VARIANTE
VARIANTE

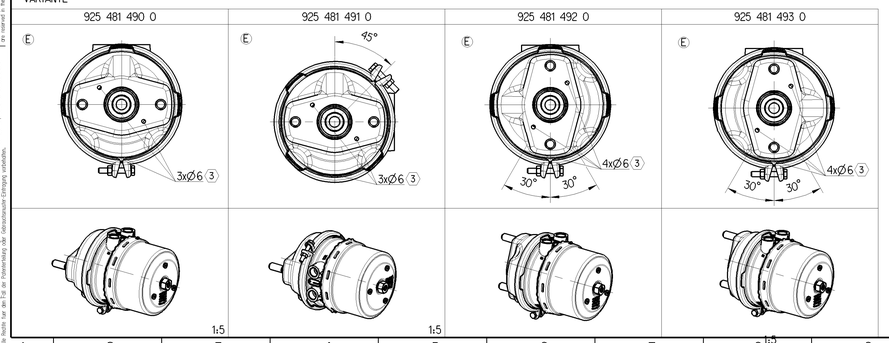

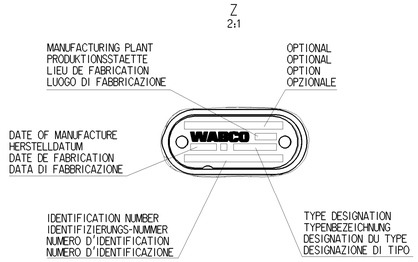

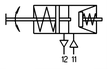

925 481 493 0	2428484	7.60 (E)
925 481 492 0	2423782	7.60 (E)
925 481 491 0	2413429	7.60 (E)
925 481 490 0	2413430	7.60 (E)

WABCO — SCANIA CUSTOMER'S NO. KUNDEN-NR. NO. CLIENT NO. CLIENTE — MASS GEWICHT MASSE MASSA (kg)

General Specification: JED-334-1 , Size ISO 14405 LP
Further Technical Data:
Doc. Code: Sheet: To:

General Tolerances JED-261					
		Range of Nominal Dimensions (in mm)			
Class 1)		≤ 50	> 50 ≤ 180	> 180 ≤ 400	> 400
Fine		0.5	1.0	1.5	2.0
Medium	X	1.0	2.0	3.0	4.0
Coarse		2.0	3.5	5.0	6.5

Tapped Holes acc. JED-152
1) Tolerance Class Applied Crossmarked

Copyright WABCO®

Date	Signature		
Drawn 2016-12-15	Borgulot	WABCO	
Checked 2016-12-15	Szczupłek	TRISTOP® - CYLINDER TRISTOP® - ZYLINDER CYLINDRE - TRISTOP® CILINDRO - TRISTOP®	24/16
Expert Szczupłek			

Mass	Scale	Material No.		Date of first issue: 2016-03-17	
- kG	1:1 (2:1=1:5)	925 481 499 0		Doc.Code: 053	Language: ML	Sheet: 1/1
Size A 0	Material CRE0	ECN-No. 172601	Revision 10 x E	Techn. Repl. 5400	Replacement for -

Das Copyright für Vorstehendes bleibt bei der Firma WABCO. Jede Verwendung, Weitergabe an Dritte oder Vervielfältigung ist ohne vorherige schriftliche Zustimmung der Firma WABCO nicht gestattet. Copyright of this document is held by WABCO. Any use or communication of its contents thereof, are subject to prior written consent of WABCO. Ce document est la propriété de WABCO. Toute utilisation, communication ou reproduction de ce document ou de son contenu sans autorisation préalable de WABCO est interdite. Questo documento è proprietà della WABCO. Qualsiasi uso o comunicazione del contenuto di questo documento senza il consenso della WABCO è vietato.