SURFACE PROTECT. OBERFL. SCHUTZ	
I	JED-240-3
II	JED-256-1
III	JED-371
IV	AL , JED-259
V	GUMMI / KUNSTSTOFF
VI	MS
VII	JED-240-2 Ⓓ

TECHNICAL DATA TECHNISCHE DATEN	
VIII	
IX	KENNLINIE DIN 74060-3
X	

MEDIUM : AIR
MEDIUM : LUFT
FLUIDE : AIR
FLUIDO : ARIA

NOMINAL DIAMETER :
NENNWEITE : MIN Ø8.5
DIAMETRE NOMINAL :
DIAMETRO NOMINALE :

WIDTH ACROSS FLATS
SW SCHLUESSELWEITE
SURPLATS :
LAGHEZZA IN CHIAVE

THERMAL RANGE OF APPLICATION :
THERMISCHER ANWENDUNGSBEREICH : -40°C...+80°C
BAMME D'APPLICATION TERMIQUE :
CAMPO DI APPLICAZIONE TERMICA :

PORT : ANSCHLUSS : 11 ORIFICE : ORIFIZIO :	SERVICE BRAKING SYSTEM, WORKING PRESSURE BETRIEBSBREMSANLAGE, BETRIEBSDRUCK DISPOSITIF DE FREINAGE DE SERVICE, PRESSION D'UTILISATION DISPOSITIVO DI FRENATURA DI SERVIZIO, PRESSIONE DI ESERCIZIO	Pe max. = 10.2 bar	(TEMPORARILY (KURZZEITIG (DE COURTE DUREE (BREVE TEMPO SOLO: Pe max. = 13 bar
PORT : ANSCHLUSS : 12 ORIFICE : ORIFIZIO :	SPRING BRAKE CYLINDER, WORKING PRESSURE FEDERSPEICHERZYLINDER, BETRIEBSDRUCK CYLINDRE A RESSORT, PRESSION D'UTILISTION CILINDRO A MOLLA, PRESSIONE DI ESERCIZIO	Pe max. = 8.5 bar	(TEMPORARILY (KURZZEITIG (DE COURTE DUREE (BREVE TEMPO SOLO: Pe max. = 11 bar

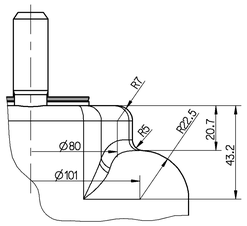

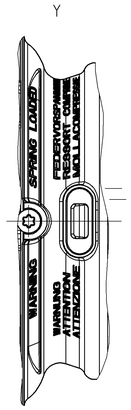

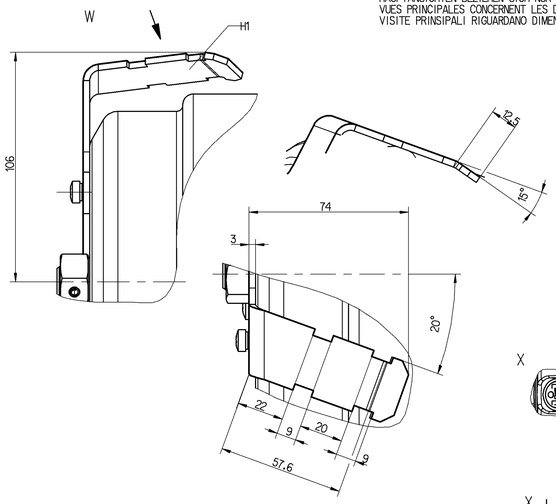

MAIN VIEWS REFER TO DIMENSIONS ONLY
HAUPTANSICHTEN BEZIEHEN SICH NUR AUF DIE ABMESSUNGEN
VUES PRINCIPALES CONCERNENT LES DIMENSIONS SEULEMENT
VISITE PRINSIPALI RIGUARDANO DIMENSIONI SOLAMENTE

POSITION OF COMPONENTS SEE REPRESENTATION OF VARIATIONS
POSITION DER BAUTEILE SIEHE ABWANDLUNGSDARSTELLUNGEN
POSITION DES COMOSANTS VOIR DESSIN DE LA VARINATE
POSIZIONE DELLE COMPONENTI VERDERE DISEGNO DI VARIANTE

CHARACTERISTIC CURVE :
KENNLINIE : IX
COURBE CARACTERISTIQUE :
CARATTERISTICA :

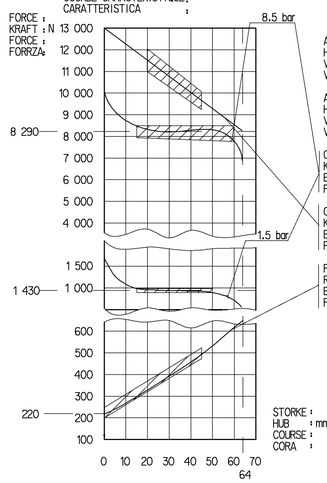

AIR VOLUME OF SERVICE BRAKE PAT AT 2/3 OF STORKE : ca. 0.70X10³ cm³
HUBVOLUMEN DES BETRIEBSBREMSTEILES BEI 2/3 HUB
VOLUME D'AIR DU DISPOSITIF DU FREIN DE SERVICE A 2/3 DE LA COURSE
VOLUME D'ARIA DELLA SEZIONE A MOLLA

AIR VOLUME OF SPRING BRAKE PART : ca. 1.5x10³ cm³
HUBVOLUMEN DES FEDERSPEICHERS
VOLUME D'AIR DU DISPOSITIF RESSORT
VOLUME D'ARIA DELLA SEZIONE A MOLLA

OUTPUT FORCE OF SERVICE BRAKE PART AT
KRAFTABGABE DES BETRIEBSBRAMSTEILES BEI
EFFORT DE POUSSEE DU DISPOSTIF DU FREIN DE SERVICE SOUS
FROZA DI SOINA DELLA SEZIONE DI FRENO DI SERVIZIO PER

OURPUT FORCE OF SPRING BRAKE PART RELEASE PRESSURE : pe 6.1 ±0.3 bar
KRAFTABGABE DES FEDERSPEICHERS, LOESEDRUCK
EFFORT DE POUSSEE DU SPOSITF RESSORT. PRESSION DE DESSERPRAGE
FORZA DI SPINIA DELLA SEZIONE A MOLLA, PRESSIONE DI RILASCIO

FORCE OF RETURN SPRING OF SERVICE BRAKE PART
RUECKSTELLKRAFT DES BETRIEBSBREMSTEILES
EFFORT DU RESSORT DE RAPPEL DU DISPOSTIF DU FREIN DE SERVICE
FORZA DELLA MOLLA DI RITORNO DELLA SEZIONE DI FRENO DI SERVIZIO

* SEALING SURFACE
DICHTFLAECHE
SURFACE D'ETANCHETTE
SUPERFICI DI TENUTA

** DEFLECTION : AT STROKE
AUSLENKUNG : max. 8° BEI HUB 0 MM
DEFLEXION : A COURSE
DEVIAZIONE : A CORSA

*** OPEN BREATHER HOLE Ⓓ
OFFEN ATMUNGSBOHRUNG
OUVERT TROU RENIFLEUR
APERTO FORD RESPIRATORE

DELIVERY
ANLIEFERUNG
LIVRAISON
FORNITURA

[X] RELEASE POSITION
LOESESTELLUNG
POSITION DE DESSERRAGE
POSIZIONE DI RILASCIO

[ ] DRIVING POSITION
FAHRTSTELLUNG
POSITION DE MARCHE
POSIZIONE DI MARCIA

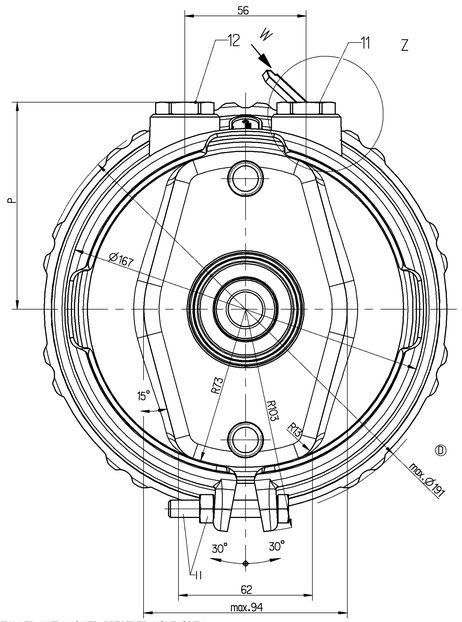

TO BE INSTALLED WITH LOWER BREATHER HOLE OPEN Ⓓ
IM EINBAUZUSTAND UNTERE ATMUNGSBOHRUNG OFFEN
A MONTER AVEC LE RENIFLARD INFERIEUR OUVERT
INSTALLAZIONE: CON IL FORDO DI SFIATO INFERIORE APERTO

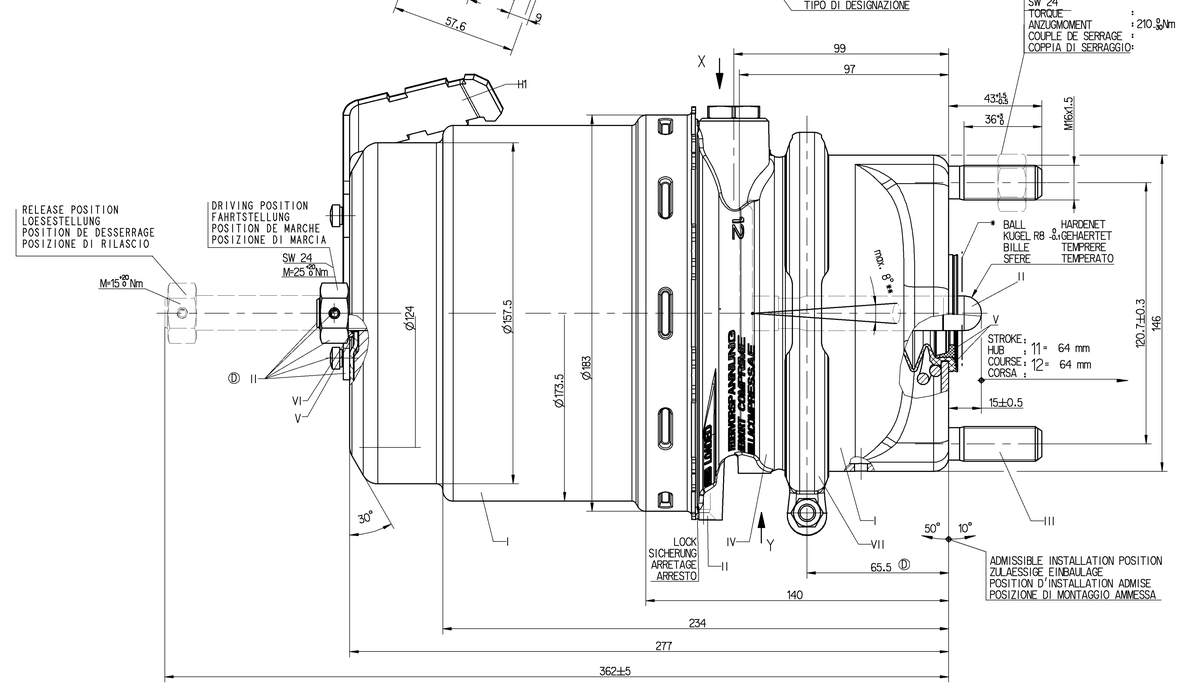

CUSTOMER'S NO/ZGS
KUNDEN-NR. /ZGS
NO. CLIENT /ZGS
NO. CLIENTE /ZGS

TYPE DESIGNATION
TYPENBEZEICHNUNG
TYPE
TIPO DI DESIGNAZIONE

VARINAT
ABWANDLUNG
VARIANTE
VARIANTE

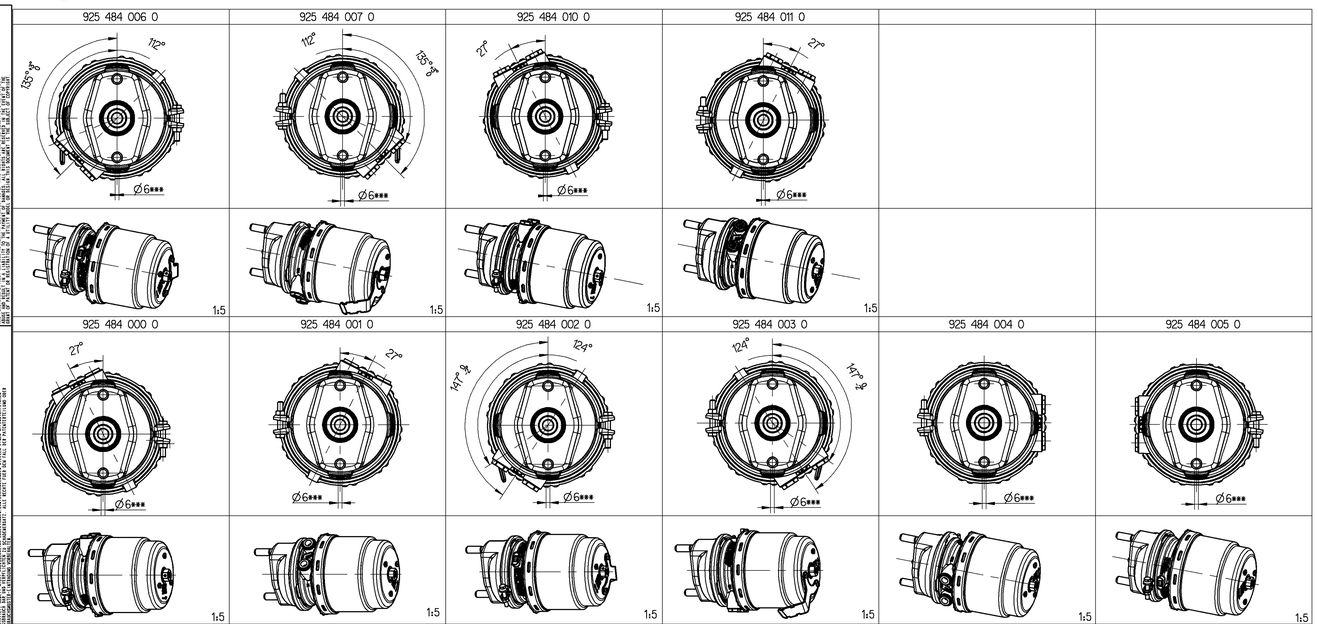

Z

VARIANT :
ABWANDLUNG : A
VARIANTE :
VARIANTE :

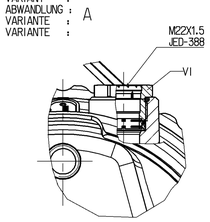

VARIANT :
ABWANDLUNG : B
VARIANTE :
VARIANTE :

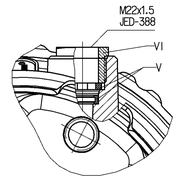

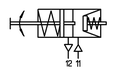

925 484 011 0	A 019 420 52 18	li			16/24 HFL 3		~9.2	A	95.6
925 484 010 0	A 019 420 53 18	re			16/24 HFL 3		~9.2	A	95.6
925 484 007 0	A 020 420 81 18 Ⓓ	li			16/24 HFL 3	H1	~9.2	A	95.6
925 484 006 0	A 020 420 82 18 Ⓓ	re			16/24 HFL 3	H1	~9.2	A	95.6
925 484 005 0	A 017 420 85 18	re			16/24 HFL 3		~9.2	B	94
925 484 004 0	A 017 420 86 18	li			16/24 HFL 3		~9.2	B	94
925 484 003 0	A 020 420 79 18 Ⓓ	li			16/24 HFL 3	H1	~9.2	A	95.6
925 484 002 0	A 020 420 80 18 Ⓓ	re			16/24 HFL 3	H1	~9.2	A	95.6
925 484 001 0	A 015 420 34 18	li			16/24 HFL 3		~9.2	B	94
925 484 000 0	A 015 420 33 18	re			16/24 HFL 3		~9.2	B	94
WABCO IDENTIFICATION	CUSTOMER'S NO. KUNDEN-NR. No. CLIENT No. CLIENTE	AUSFUEHRUNG	ZGS	CAD	TYPE TYP TYPE TIPO	SUPPORT HALTER SUPPORT SUPPORTO	MASS GEWICHT MASSE MASSA (kg)	VARIANT ABWANDLUNG VARIANTE VARIANTE	P

GENERAL SPECIFICATION: JED-334-0
FURTHER TECHNICAL DATA:
DOC. CODE: SHEET: TO

GENERAL TOLERANCES

RANGE OF NOMINAL DIMENSIONS (± mm)

CLASS 1)	≤ 50	> 50 ≤ 150	> 150 ≤ 400	> 400
FINE	0.5	1.0	1.5	2.0
MEDIUM	1.0	2.0	3.0	4.0
COARSE	2.0	3.5	5.0	6.5

TAPPED HOLES ACC. ISO 4029 / JED-182 — ±a5

1) TOLERANCE CLASS APPLIED CROSSWARRED

DON-NO.	REV.	DATE
088416	17xD	03-11-19
087149	15xC	03-08-13
087116	6x8	03-07-25
084628	1xA	02-10-15

Pro/ENGINEER DRAWING COPYRIGHT

	DATE	SIGNATURE
DRAWN	02-07-30	BRANDT
CHECKED	02-07-30	UNGER
EXPERT CODE	8 1 1	

MASS kg — SCALE 1:1 — SIZE A 0 — TPI 037

WABCO

TRISTOP® -CYLINDER
TRISTOP®-ZYLINDER
CYLINDRE-TRISTOP®
CILINDRO-TRISTOP®

16/24 HFL 3

PRODUCT IDENTIFICATION NO. 925 484 009 0

DOC. CODE 653 — SHEET 1/1

FUNCTION CODE — SHAFT CODE — PRODUCT TYPE — REPLACEMENT FOR

JED 51 PROTOTYPE
Dwg.: 925484009... JED 51
MEL: 925484009... JED 51