SURFACE PROTECT. OBERFL. SCHUTZ	
I	JED-240-3
II	JED-256-1
III	JED-371
IV	AL , JED-259
V	RUBBER/PLASTIC
VI	MS
VII	JED-240-2
VIII	JED-378-2

TECHNICAL DATA TECHNISCHE DATEN	
IX	
X	
XI	

MEDIUM : AIR
MEDIUM : LUFT
FLUIDE : AIR
FLUIDO : ARIA

NOMINAL DIAMETER :
NENNWEITE : MIN Ø8.5
DIAMETRE NOMINAL :
DIAMETRO NOMINALE :

SW WIDTH ACROSS FLATS
SCHLUESSELWEITE
SURPLATS
LARGHEZZA IN CHIAVE

THERMAL RANGE OF APPLICATION :
THERMISCHER ANWENDUNGSBEREICH : -40°C...+80°C
GAMME D'APPLICATION THERMIQUE :
CAMPO DI APPLICAZIONE TERMICA :

PORT : 11 SERVICE BRAKING SYSTEM, WORKING PRESSURE
ANSCHLUSS : 11 BETRIEBSBREMSANLAGE, BETRIEBSDRUCK
ORIFICE : 11 DISPOSITIF DE FREINAGE DE SERVICE, PRESSION D'UTILISATION
ORIFIZIO : 11 DISPOSITIVO DI FRENATURA DI SERVIZIO, PRESSIONE DI ESERCIZIO
: Pe max. = 10.2 bar
(TEMPORARILY / (KURZZEITIG / (DE COURTE DUREE / (BREVE TEMPO SOLO : Pe max. = 13 bar)

PORT : 12 SPRING BRAKE CYLINDER, WORKING PRESSURE
ANSCHLUSS : 12 FEDERSPEICHERZYLINDER, BETRIEBSDRUCK
ORIFICE : 12 CYLINDRE A RESSORT, PRESSION D'UTILISATION
ORIFIZIO : 12 CILINDRO A MOLLA, PRESSIONE DI ESERCIZIO
: Pe max. = 8.5 bar
(TEMPORARILY / (KURZZEITIG / (DE COURTE DUREE / (BREVE TEMPO SOLO : Pe max. = 11 bar)

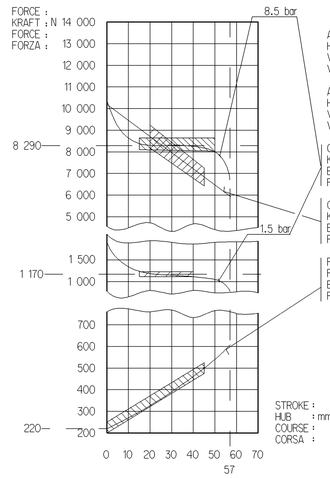

AIR VOLUME OF SERVICE BRAKE PART AT 2/3 OF ITS STROKE
HUBVOLUMEN DES BETRIEBSBREMSTEILES BEI 2/3 HUB
VOLUME D'AIR DU DISPOSITIF DU FREIN DE SERVICE A 2/3 DE LA COURSE
VOLUME D'ARIA DELLA SEZIONE DI FRENO DI SERVIZIO A 2/3 DELLA CORSA : ca. 0.54×10^3 cm^3

AIR VOLUME OF SPRING BRAKE PART
HUBVOLUMEN DES FEDERSPEICHERS
VOLUME D'AIR DU DISPOSITIF RESSORT
VOLUME D'ARIA DELLA SEZIONE A MOLLA : ca. 1.4×10^3 cm^3

OUTPUT FORCE OF SERVICE BRAKE PART AT
KRAFTABGABE DES BETRIEBSBRAMSTEILES BEI
EFFORT DE POUSSEE DU DISPOSITIF DU FREIN DE SERVICE SOUS
FORZA DI SPINTA DELLA SEZIONE DI FRENO DI SERVIZIO PER

OUTPUT FORCE OF SPRING BRAKE PART, RELEASE PRESSURE
KRAFTABGABE DES FEDERSPEICHERS, LOESEDRUCK
EFFORT DE POUSSEE DU DISPOSITIF RESSORT, PRESSION DE DESSERRAGE
FORZA DI SPINTA DELLA SEZIONE A MOLLA, PRESSIONE DI RILASCIO : pe 5.1 ±0.3 bar

FORCE OF RETURN SPRING OF SERVICE BRAKE PART
RUECKSTELLFEDERKRAFT DES BETRIEBSBREMSTEILES
EFFORT DU RESSORT DE RAPPEL DU DISPOSITIF DU FREIN DE SERVICE
FORZA DELLA MOLLA DI RITORNO DELLA SEZIONE DI FRENO DI SERVIZIO

* OPEN BREATHER HOLE
OFFEN ATMUNGSBOHRUNG
OUVERT TROU RENIFLEUR
APERTO FORO RESPIRATORE

** DEFLECTION : / AUSLENKUNG : max. 8° / DEFLEXION : / DEVIAZIONE : — AT STROKE / BEI HUB / A COURSE / A CORSA 0 mm

*** SEALING SURFACE
DICHTFLAECHE
SURFACE D'ETANCHEITE
SUPERFICI DI TENUTA

DELIVERY
ANLIEFERUNG
LIVRAISON
FORNITURA

[X] RELEASE POSITION
LOESESTELLUNG
POSITION DE DESSERRAGE
POSIZIONE DI RILASCIO

[ ] DRIVING POSITION
FAHRTSTELLUNG
POSITION DE MARCHE
POSIZIONE DI MARCIA

VARIANT
ABWANDLUNG
VARIANTE
VARIANTE

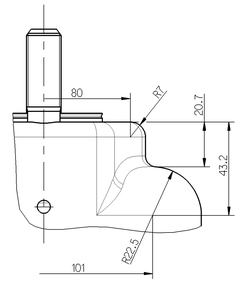

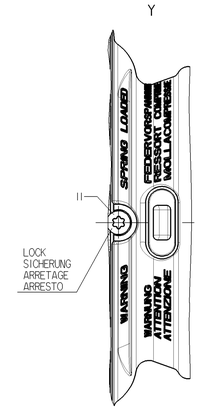

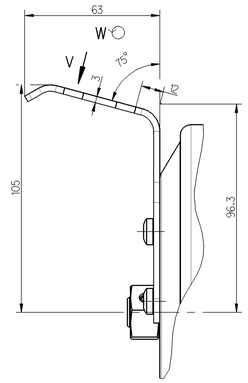

MAIN VIEWS REFER TO DIMENSIONS ONLY
HAUPTANSICHTEN BEZIEHEN SICH NUR AUF DIE ABMESSUNGEN
VUES PRINCIPALES CONCERNENT LES DIMENSIONS SEULEMENT
VISITE PRINSIPALI RIGUARDANO DIMENSIONI SOLAMENTE

POSITION OF COMPONENTS SEE REPRESENTATION OF VARIANTS
POSITION DER BAUTEILE SIEHE ABWANDLUNGSDARSTELLUNGEN
POSITION DES COMOSANTS VOIR DESSIN DE LA VARINATE
POSIZIONE DELLE COMPONENTI VERDERE DISEGNO DI VARIANTE

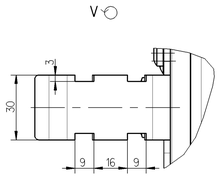

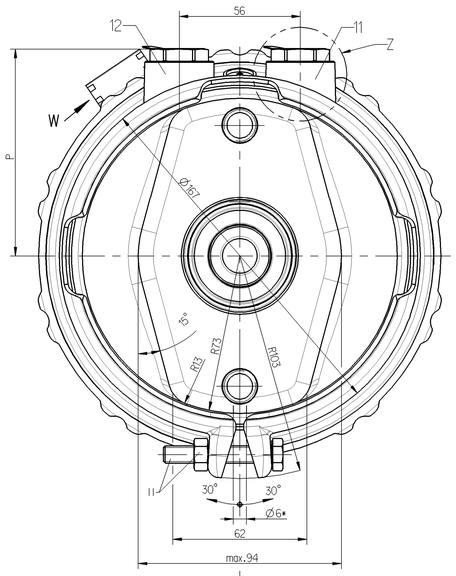

TO BE INSTALLED WITH LOWER BREATHER HOLE OPEN
IM EINBAUZUSTAND UNTERE ATMUNGSBOHRUNG GEOEFFNET
A MONTER AVEC LE RENIFLARD INFERIEUR OUVERT
INSTALLAZIONE: CON IL FORO DI SFIATO INFERIORE APERTO

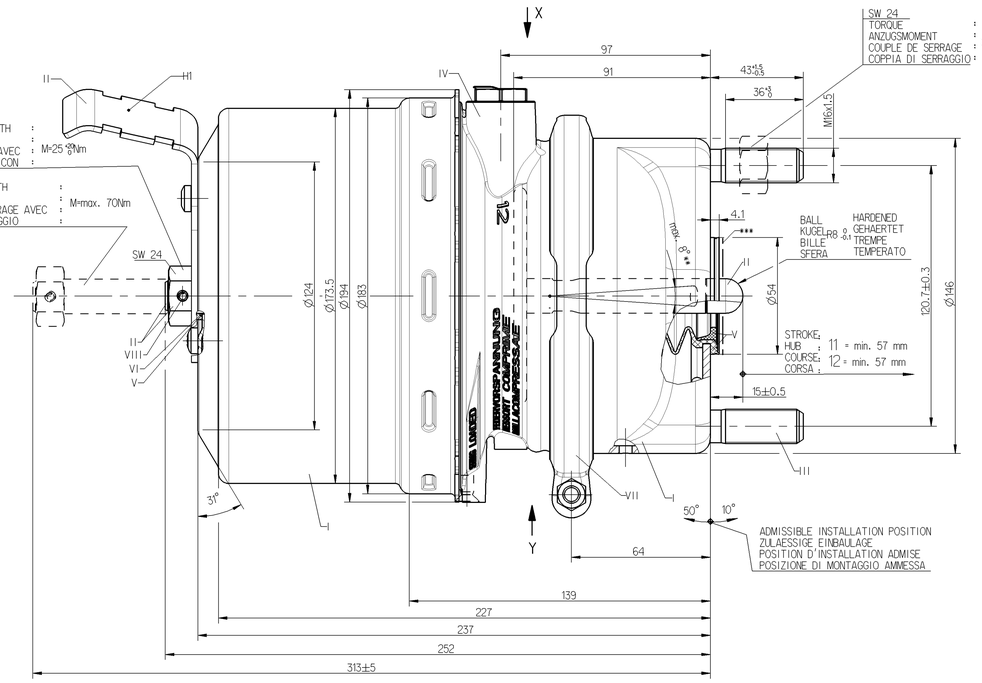

925 484 034 0					
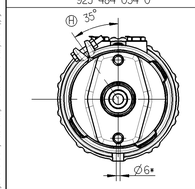					
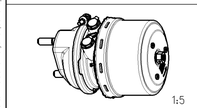					
925 484 021 0	925 484 020 0	925 484 022 0	925 484 023 0	925 484 026 0	925 484 027 0
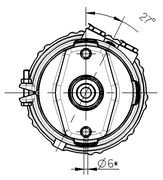	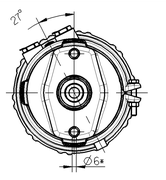	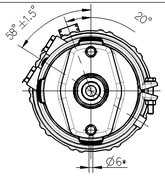	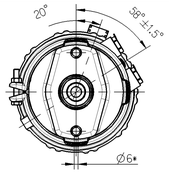	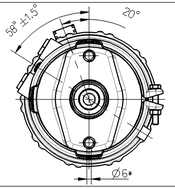	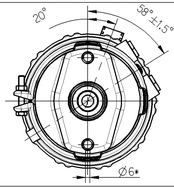
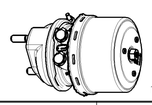	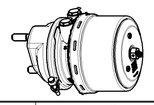	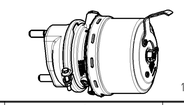	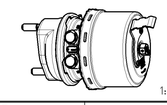	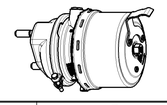	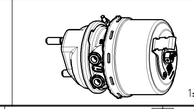

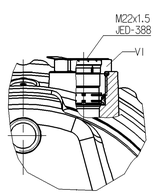

VARIANT
ABWANDLUNG
VARIANTE
VARIANTE : A

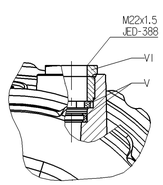

VARIANT
ABWANDLUNG
VARIANTE
VARIANTE : B

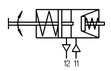

925 484 034 0	A 023 420 55 18	-	002	G	95.5	16/24	-	A	8.0
925 484 027 0	A 021 420 76 18	li	002	G	94	16/24	H1	B	8.1
925 484 026 0	A 021 420 75 18	re	002	G	94	16/24	H1	B	8.1
925 484 023 0	A 021 420 66 18	li	002	G	95.5	16/24	H1	A	8.1
925 484 022 0	A 021 420 65 18	re	002	G	95.5	16/24	H1	A	8.1
925 484 021 0	A 020 420 59 18	li	002	G	95.5	16/24	-	A	8.0
925 484 020 0	A 020 420 60 18	re	002	G	95.5	16/24	-	A	8.0
WABCO	CUSTOMER'S NO. KUNDEN-NR. No. CLIENT No. CLIENTE	AUSFUEHRUNG	ZGS	CAD	P	TYPE TYP TYPE TIPO	SUPPORT HALTER SUPPORT SUPPORTO	VARIANT ABWANDLUNG VARIANTE VARIANTE	MASS GEWICHT MASSE MASSA (kg)
IDENTIFICATION									

General Specification: JED-334-0					
Further Technical Data:					
Doc. Code:		Sheet:	To		
General Tolerances JED-261					
	Range of Nominal Dimensions (± mm)				
Class 11	≤ 50	> 50 ≤ 180	> 180 ≤ 400	> 400	∢
Fine	0.5	1.0	1.5	2.0	±3°
Medium X	1.0	2.0	3.0	4.0	
Coarse	2.0	3.5	5.0	6.5	
Tapped Holes acc. JED-388					
11 Tolerance Class Applied Crossmarked					

Copyright WABCO®

Date	Signature
Drawn 2012-02-16	Medynski
Checked 2012-02-20	Stefaniak
Layout Szczupiok	

WABCO

TRISTOP®-CYLINDER
TRISTOP®-ZYLINDER
CYLINDRO-TRISTOP®
CILINDRO-TRISTOP®

Mass	Scale	Material No.	Date of first issue: 2002-09-04
KG	1:1 (1:5)	925 484 029 0	Doc.Code 053 / Language ML / Sheet 1/1
Size A 0	CAD System Pro/E	ECN-No. 157739 / Revision 1 x H / Techn. Prog. 5380	Replacement for

100mm