	SURFACE PROTECT. OBERFL. SCHUTZ
I	JED-240-3
II	JED-256-1
III	JED-371
IV	AL . JED-259
V	RUBBER/PLASTIC
VI	MS
VII	JED-240-2

TECHNICAL DATA
TECHNISCHE DATEN

VIII	
IX	
X	

MEDIUM : AIR
MEDIUM : LUFT
FLUIDE : AIR
FLUIDO : ARIA

NOMINAL DIAMETER :
NENNWEITE : MIN Ø8.5
DIAMETRE NOMINAL :
DIAMETRO NOMINALE :

WIDTH ACROSS FLATS
SW= SCHLUESSELWEITE
SURPLATS
LARGHEZZA IN CHIAVE

THERMAL RANGE OF APPLICATION :
THERMISCHER ANWENDUNGSBEREICH : -40°C...+80°C
GAMME D'APPLICATION THERMIQUE :
CAMPO DI APPLICAZIONE TERMICA :

PORT : 11
ANSCHLUSS : 11
ORIFICE : 11
ORIFIZIO : 11

SERVICE BRAKING SYSTEM, WORKING PRESSURE : Pe max. = 10.2 bar
BETRIEBSBREMSANLAGE, BETRIEBSDRUCK
DISPOSITIF DE FREINAGE DE SERVICE, PRESSION D'UTILISATION
DISPOSITIVO DI FRENATURA DI SERVIZIO, PRESSIONE DI ESERCIZIO

(TEMPORARILY (KURZZEITIG (DE COURTE DUREE (BREVE TEMPO SOLO : Pe max. = 13 bar)

PORT : 12
ANSCHLUSS : 12
ORIFICE : 12
ORIFIZIO : 12

SPRING BRAKE CYLINDER, WORKING PRESSURE : Pe max. = 10 bar
FEDERSPEICHERZYLINDER, BETRIEBSDRUCK
CYLINDRE A RESSORT, PRESSION D'UTILISATION
CILINDRO A MOLLA, PRESSIONE DI ESERCIZIO

(TEMPORARILY (KURZZEITIG (DE COURTE DUREE (BREVE TEMPO SOLO : Pe max. = 11 bar)

<1>
FORCE : N
KRAFT :
FORCE :
FORZA :

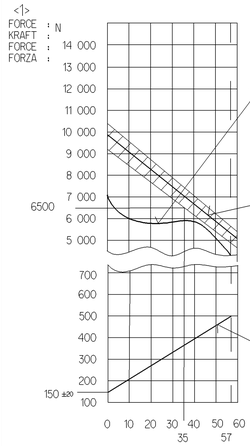

AIR VOLUME OF SERVICE BRAKE PART AT 2/3 OF ITS STROKE : ca. 0.54x10³ cm³
HUBVOLUMEN DES BETRIEBSBREMSTEILES BEI 2/3 HUB
VOLUME D'AIR DU DISPOSITIF DU FREIN DE SERVICE A 2/3 DE LA COURSE
VOLUME D'ARIA DELLA SEZIONE DI FRENO DI SERVIZIO A 2/3 DELLA CORSA

AIR VOLUME OF SPRING BRAKE PART : ca. 1.2x10³ cm³
HUBVOLUMEN DES FEDERSPEICHERS
VOLUME D'AIR DU DISPOSITIF RESSORT
VOLUME D'ARIA DELLA SEZIONE A MOLLA

OUTPUT FORCE OF SERVICE BRAKE PART AT
KRAFTABGABE DES BETRIEBSBRAMSTEILES BEI
EFFORT DE POUSSEE DU DISPOSITIF DU FREIN DE SERVICE SOUS
FORZA DI SPINTA DELLA SEZIONE DI FRENO DI SERVIZIO PER

<1> OUTPUT FORCE OF SPRING BRAKE PART, RELEASE PRESSURE : pe 5.5 ±0.3 bar
KRAFTABGABE DES FEDERSPEICHERS, LOESEDRUCK
EFFORT DE POUSSEE DU DISPOSITIF RESSORT, PRESSION DE DESSERRAGE
FORZA DI SPINTA DELLA SEZIONE A MOLLA, PRESSIONE DI RILASCIO

<2> FORCE OF RETURN SPRING OF SERVICE BRAKE PART
RUECKSTELLFEDERKRAFT DES BETRIEBSBREMSTEILES
EFFORT DU RESSORT DE RAPPEL DU DISPOSTIF DU FREIN DE SERVICE
FORZA DELLA MOLLA DI RITORNO DELLA SEZIONE DI FRENO DI SERVIZIO

STROKE :
HUB : mm
COURSE :
CORSA :

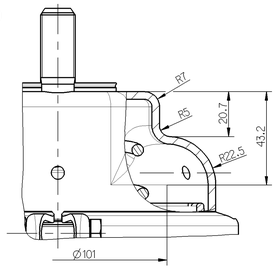

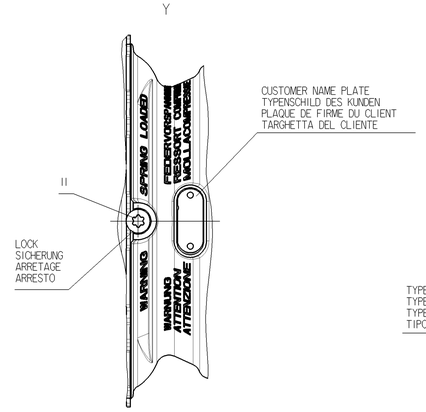

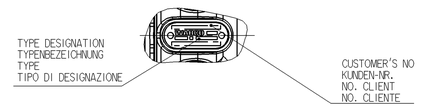

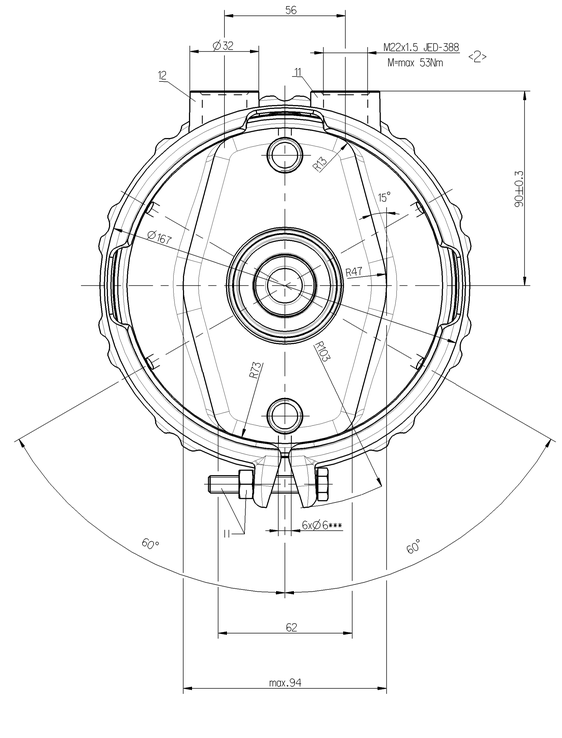

DELIVERY
ANLIEFERUNG
LIVRAISON
FORNITURA

[X] RELEASE POSITION
LOESESTELLUNG
POSITION DE DESSERRAGE
POSIZIONE DI RILASCIO

[ ] DRIVING POSITION
FAHRTSTELLUNG
POSITION DE MARCHE
POSIZIONE DI MARCIA

* SEALING SURFACE
DICHTFLAECHE
SURFACE D'ETANCHEITE
SUPERFICI DI TENUTA

** DEFLECTION : AT STROKE
AUSLENKUNG : max. 8° BEI HUB 0 mm
DEFLEXION : A COURSE
DEVIAZIONE : A CORSA

*** ALL BREATHER HOLES TO BE OPEN
ALLE ATMUNGSBOHRUNGEN MÜSSEN OFFEN SEIN
Ⓑ TOUS LES TROUS DE RESPIRATION DOIVENT ETRE OUVERTS
TUTTI I FORI DI RESPIRAZIONE DEVONO ESSERE APERTI

**** IN THIS ZONE
IN DIZEM BERICH
DANS CETTE ZONE
IN QUESTA ZON
: BARCODE LABEL

DRIVING POSITION,TIGHTENING WITH : M=25 +20 0 Nm
FAHRSTELLUNG,ANZIEHEN MIT
POSITION DE CONDUITR,SERRAGE AVEC
POSITIONE DI MARCIA,SERRAGO CON

SW 24

RELEASE POSITIN,RELEASING WITH : M=max.75 Nm
LOESESTELLUNG, LOSEN MIT
POSITION DE DESSERRAGE,DESSERAGE AVEC
POSIZIONE DI RILASCIO,DISSERRAGGIO

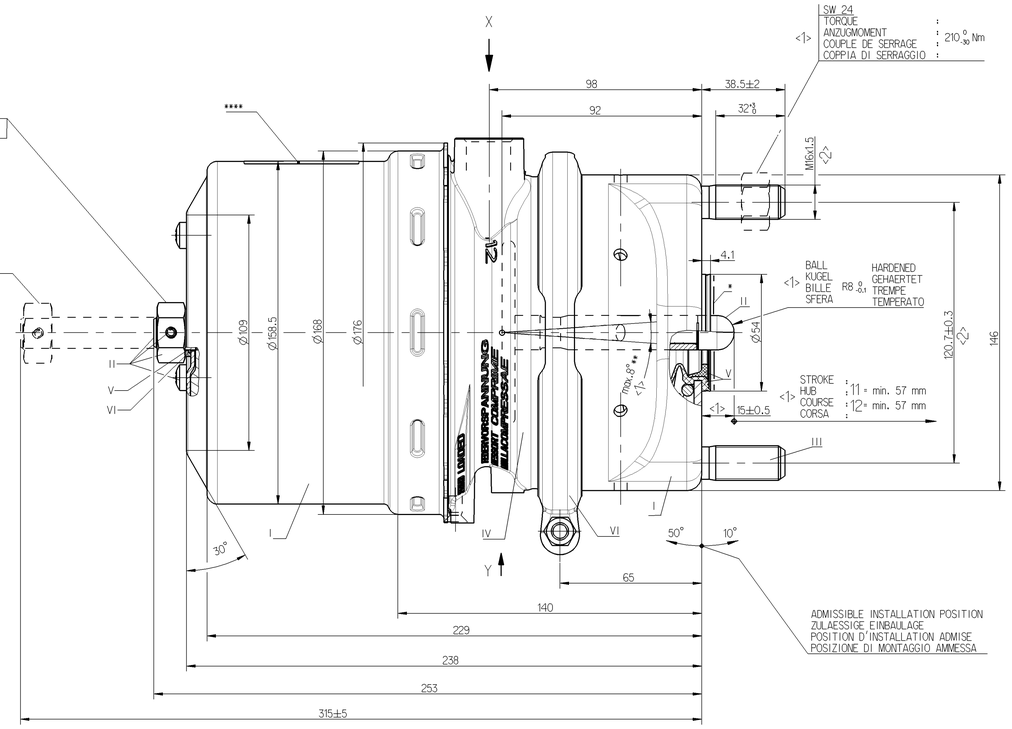

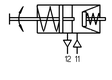

<12> SAFETY AND SIGNIFICANT CHARACTERISTIC Ⓑ

VARINAT
ABWANDLUNG
VARIANTE
VARIANTE

925 486 020 0					
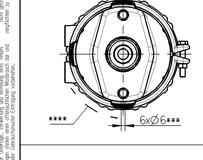					
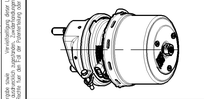					

MAIN VIEWS REFER TO DIMENSIONS ONLY
HAUPTANSICHTEN BEZIEHEN SICH NUR AUF DIE ABMESSUNGEN
VUES PRINCIPALES CONCERNENT LES DIMENSIONS SEULEMENT
VISITE PRINSIPALI RIGUARDANO DIMENSIONI SOLAMENTE

<1> POSITION OF COMPONENTS SEE REPRESENTATION OF VARIANTS
POSITION DER BAUTEILE SIEHE ABWANDLUNGSDARSTELLUNGEN
POSITION DES COMOSANTS VOIR DESSIN DE LA VARINATE
POSIZIONE DELLE COMPONENTI VERDERE DISEGNO DI VARIANTE

925 486 020 0		21262771	14/16	6.9
WABCO	VOLVO	RENAULT	TYPE TYP TYPE TIPO	MASS GEWICHT MASSE MASSA [kg]
	CUSTOMER'S NO. KUNDEN-NR. No. CLIENT No. CLIENTE			

118563	3ub	2008-09-18
117994	2uA	2008-07-21
ECN-No.	Rev.	Date

State of Revision

		Range of Nominal Dimensions (± mm)			
		≤ 50	> 50 ≤ 180	> 180 ≤ 400	> 400
Fine		0.5	1.0	1.5	2.0
Medium	X	1.0	2.0	3.0	4.0
Coarse		2.0	3.5	5.0	6.5

Class 1) ±3°

Tapped Holes acc. JED-369
1) Tolerance Class Applied Crossmarked

General Specification JED-334-0
Further Technical Data
Doc. Code Sheet To
General Tolerances JED-261

Copyright WABCO *

Date	Signature
Drawn	
2008-06-19	Majewski
Checked	
2008-07-09	Szczupliik
Expert	
Szczupliik	

WABCO

TRISTOP® -CYLINDER
TRISTOP® -ZYLINDER
CYLINDRE-TRISTOP®
CILINDRO-TRISTOP®

14/16

Mass	Scale	Material No.	WABCO 16. No.: 925486020
kG	1:1 (1:5)	925 486 029 0	Doc.Code / Language / Sheet: 053 ML 1/1
Size	Title		
A 0	525		

Function Code | CAD System: Pro/E | Prod.Type | Replacement for

100mm

This information is intellectual property of WABCO. Any reproduction, distribution or disclosure to third parties without WABCO's prior written consent is prohibited. Violations will be prosecuted. Copyright of this document is WABCO. Es ist weder gestattet, diese Unterlagen zu vervielfältigen, noch sie Dritten zugänglich zu machen oder sie zu verwenden. Zuwiderhandlungen werden gerichtlich verfolgt. Ce document est la propriété de WABCO. Il n'est ni permis de le reproduire, de le diffuser ni de le mettre à la disposition de tiers. Toutes infractions seront poursuivies. Questo documento è proprietà di WABCO. Non è permesso riprodurlo, distribuirlo o rendere disponibile a terzi. Tutte le violazioni verranno perseguite.