SURFACE PROTECT. OBERFL. SCHUTZ	
I	JED-240-3
II	JED-256-1
III	JED-371
IV	AL , JED-259
V	RUBBER / PLASTIC
VI	MS
VII	JED-240-2
TECHNICAL DATA TECHNISCHE DATEN	
VIII	JED-378-4
IX	
X	

MEDIUM : AIR
MEDIUM : LUFT
FLUIDE : AIR
FLUIDO : ARIA

NOMINAL DIAMETER :
NENNWEITE : MIN Ø8.5
DIAMETRE NOMINAL :
DIAMETRO NOMINALE :

SW WIDTH ACROSS FLATS
SCHLUESSELWEITE
SURPLATS
LARGHEZZA IN CHIAVE

THERMAL RANGE OF APPLICATION :
THERMISCHER ANWENDUNGSBEREICH : -40°C...+80°C
GAMME D'APPLICATION THERMIQUE :
CAMPO DI APPLICAZIONE TERMICA :

PORT ANSCHLUSS ORIFICE ORIFIZIO	11	SERVICE BRAKING SYSTEM, WORKING PRESSURE BETRIEBSBREMSANLAGE, BETRIEBSDRUCK DISPOSITIF DE FREINAGE DE SERVICE, PRESSION D'UTILISATION DISPOSITIVO DI FRENATURA DI SERVIZIO, PRESSIONE DI ESERCIZIO	Pe max. = 10.2 bar	(TEMPORARILY (KURZZEITIG (DE COURTE DUREE (BREVE TEMPO SOLO : Pe max. = 13 bar)
PORT ANSCHLUSS ORIFICE ORIFIZIO	12	SPRING BRAKE CYLINDER, WORKING PRESSURE FEDERSPEICHERZYLINDER, BETRIEBSDRUCK CYLINDRE A RESSORT, PRESSION D'UTILISATION CILINDRO A MOLLA, PRESSIONE DI ESERCIZIO	Pe max. = 8.5 bar	(TEMPORARILY (KURZZEITIG (DE COURTE DUREE (BREVE TEMPO SOLO : Pe max. = 11 bar)

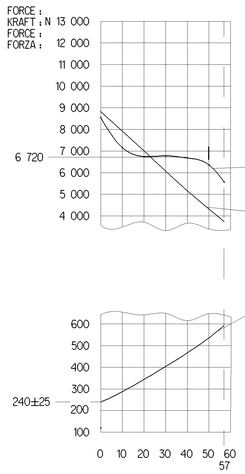

AIR VOLUME OF SERVICE BRAKE PART AT 2/3 OF ITS STROKE : ca. 0.54x10³ cm³
HUBVOLUMEN DES BETRIEBSBREMSTEILES BEI 2/3 HUB :
VOLUME D'AIR DU DISPOSITIF DU FREIN DE SERVICE A 2/3 DE LA COURSE :
VOLUME D'ARIA DELLA SEZIONE DI FRENO DI SERVIZIO A 2/3 DELLA CORSA :

AIR VOLUME OF SPRING BRAKE PART : ca. 1.2x10³ cm³
HUBVOLUMEN DES FEDERSPEICHERS :
VOLUME D'AIR DU DISPOSITIF RESSORT :
VOLUME D'ARIA DELLA SEZIONE A MOLLA :

OUTPUT FORCE OF SERVICE BRAKE PART AT : 8.5 bar
KRAFTABGABE DES BETRIEBSBRAMSTEILES BEI :
EFFORT DE POUSSEE DU DISPOSITIF DU FREIN DE SERVICE SOUS :
FORZA DI SPINTA DELLA SEZIONE DI FRENO DI SERVIZIO PER :

OUTPUT FORCE OF SPRING BRAKE PART, RELEASE PRESSURE : pe ≤ 5.4 bar
KRAFTABGABE DES FEDERSPEICHERS, LOESEDRUCK :
EFFORT DE POUSSEE DU DISPOSITIF RESSORT, PRESSION DE DESSERRAGE :
FORZA DI SPINTA DELLA SEZIONE A MOLLA, PRESSIONE DI RILASCIO :

FORCE OF RETURN SPRING OF SERVICE BRAKE PART
RUECKSTELLFEDERKRAFT DES BETRIEBSBREMSTEILES
EFFORT DU RESSORT DE RAPPEL DU DISPOSITIF DU FREIN DE SERVICE
FORZA DELLA MOLLA DI RITORNO DELLA SEZIONE DI FRENO DI SERVIZIO

DELIVERY
ANLIEFERUNG
LIVRAISON
FORNITURA

[X] RELEASE POSITION
LOESESTELLUNG
POSITION DE DESSERRAGE
POSIZIONE DI RILASCIO

DRIVING POSITION
FAHRTSTELLUNG
POSITION DE MARCHE
POSIZIONE DI MARCIA

* SEALING SURFACE
DICHTFLAECHE
SURFACE D'ETANCHEITE
SUPERFICI DI TENUTA

** DEFLECTION : AT STROKE
AUSLENKUNG : max. 8° BEI HUB 0 mm
DEFLEXION : A COURSE
DEVIAZIONE : A CORSA

*** OPEN BREATHER HOLE
OFFEN ATMUNGSBOHRUNG
OUVERT TROU RENIFLEUR
APERTO FORO RESPIRATORE

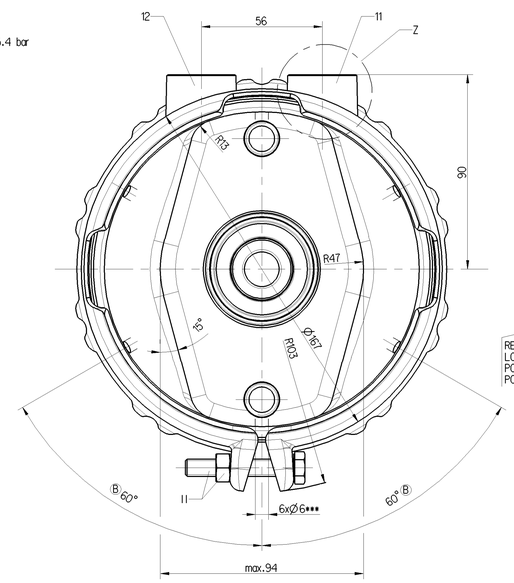

TO BE INSTALLED WITH LOWER BREATHER HOLE OPEN
IM EINBAUZUSTAND UNTERE ATMUNGSBOHRUNG GEOEFFNET
A MONTER AVEC LE RENIFLARD INFERIEUR OUVERT
INSTALLAZIONE: CON IL FORO DI SFIATO INFERIORE APERTO

X
2:1

MANUFACTURING PLANT
PRODUKTIONSSTAETTE
LIEU DE FABRICATION
LUOGO DI FABBRICAZIONE

CUSTOMER'S NO.
KUNDEN-NR.
NO.DU CLIENT
NO.CLIENTE

DATE OF MANUFACTURE
HERSTELLDATUM
DATE DE FABRICATION
DATA DI FABBRICAZIONE

IDENTIFICATION NUMBER
IDENTIFIZIERUNGS-NUMMER
NUMERO D'IDENTIFICATION
NUMERO D'IDENTIFICAZIONE

TYPE DESIGNATION
TYPENBEZEICHNUNG
DESIGNATION DU TYPE
DESIGNAZIONE DI TIPO

DRIVING POSITION, TIGHTENING WITH :
FAHRTSTELLUNG, ANZIEHEN MIT :
POSITION DE CONDUITE, SERRAGE AVEC : M=25 +20 0 Nm
POSIZIONE DI MARCIA, SERRAGGIO CON :

RELEASE POSITION, RELEASING WITH :
LOESESTELLUNG, LOSEN MIT :
POSITION DE DESSERRAGE, DESSERRAGE AVEC : M=max 80 Nm
POSIZIONE DI RILASCIO, DISSERRAGGIO :

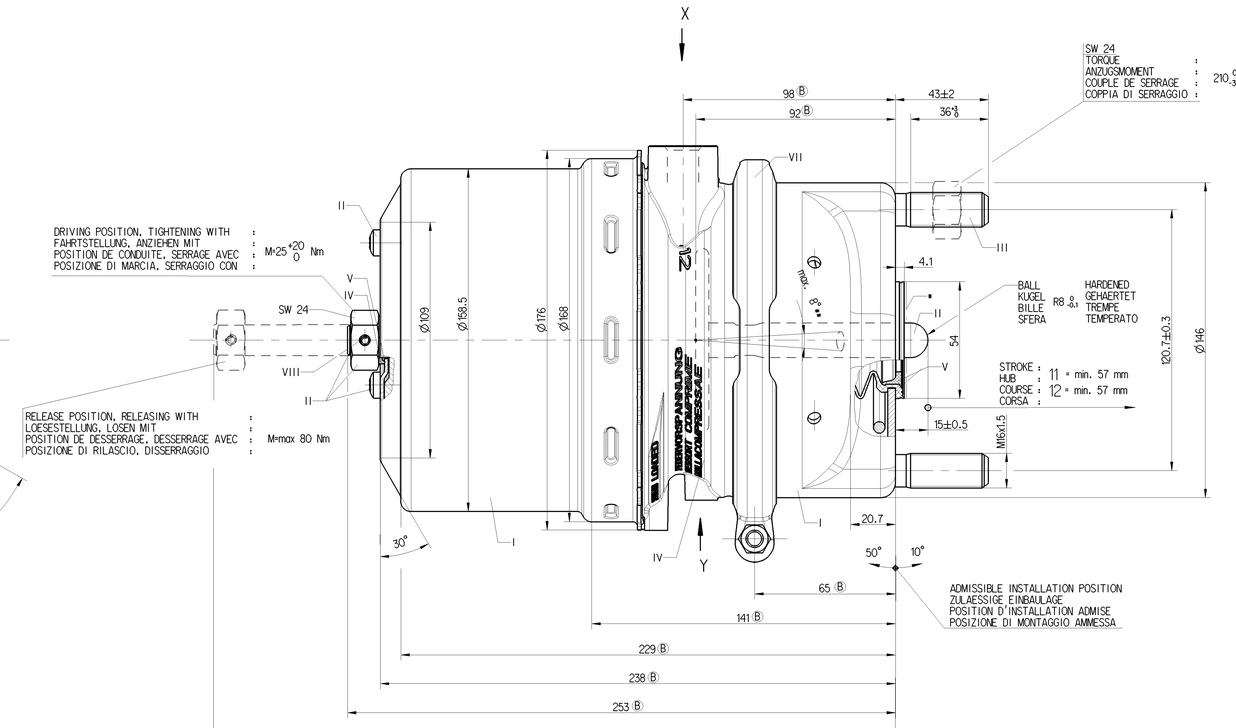

ADMISSIBLE INSTALLATION POSITION
ZULAESSIGE EINBAULAGE
POSITION D'INSTALLATION ADMISE
POSIZIONE DI MONTAGGIO AMMESSA

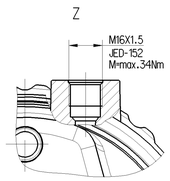

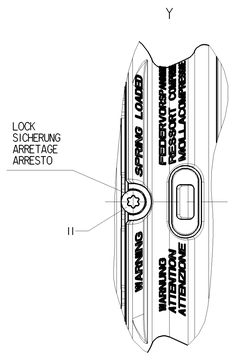

VARIANT
ABWANDLUNG
VARIANTE
VARIANTE

925 488 030 0

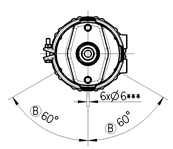

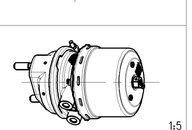

1:5

MAIN VIEWS REFER TO DIMENSIONS ONLY
HAUPTANSICHTEN BEZIEHEN SICH NUR AUF DIE ABMESSUNGEN
VUES PRINCIPALES CONCERNENT LES DIMENSIONS SEULEMENT
VISITE PRINSIPALI RIGUARDANO DIMENSIONI SOLAMENTE

POSITION OF COMPONENTS SEE REPRESENTATION OF VARIANTS
POSITION DER BAUTEILE SIEHE ABWANDLUNGSDARSTELLUNGEN
POSITION DES COMOSANTS VOIR DESSIN DE LA VARINATES
POSIZIONE DELLE COMPONENTI VERDERE DISEGNO DI VARIANTI

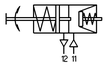

925 488 030 0	C41R11.3519130
WABCO	CUSTOMER'S NO. KUNDEN-NR. NO. CLIENT NO. CLIENTE
IDENTIFICATION	

General Specification: JED-334-1 , Size ISO 14406 LP
Further Technical Data:
Doc. Code: Sheet: To

General Tolerances JED-261

		Range of Nominal Dimensions (± mm)				
Class	11	≤ 50	> 50 ≤ 180	> 180 ≤ 400	> 400	∡
Fine		0.5	1.0	1.5	2.0	
Medium	X	1.0	2.0	3.0	4.0	±3°
Coarse		2.0	3.5	5.0	6.5	

Tapped Holes acc. JED-152
11 Tolerance Class Applied Crossharched

Copyright WABCO®

Date	Signature	Drawn	WABCO	(B)
2015-06-01		Kinos	TRISTOP®-CYLINDER TRISTOP®-ZYLINDER CYLINDRE TRISTOP® CILINDRO-TRISTOP®	14/16
2015-06-01		Szczupiok		
		Szczupiok		

Mass	Scale	Material No.	Date of first issue: 2014-03-11		
7.06 B kg	1:1 (2:1;1:5)	925 488 039 0	Doc.Code 053	Language ML	Sheet 1/1
Size A 0	CAD System CREO				

ECN-No.	Revision	Techn. Resp.	Replacement for
167548	14 x B	5400	

10.0mm

Die Weitergabe sowie Vervielfältigung dieser Unterlage, Verwertung und Mitteilung ihres Inhalts sind untersagt, soweit nicht ausdrücklich gestattet. Zuwiderhandlungen verpflichten zu Schadenersatz. Alle Rechte vorbehalten, insbesondere für den Fall der Patenterteilung oder GM-Eintragung.
Copying of this document and giving it to others and the use or communication of the contents thereof are forbidden without express authority. Offenders are liable to the payment of damages. All rights are reserved in the event of the grant of a patent or the registration of a utility model or design.
Ceci ne peut être reproduit ni transmis à des tiers sans notre autorisation préalable, quel que soit le but poursuivi. Tous droits réservés en cas de délivrance d'un brevet ou d'enregistrement d'un modèle d'utilité ou d'un dessin ou modèle.
Questo documento non può essere riprodotto o comunicato a terzi senza nostra autorizzazione. Tutti i diritti sono riservati in caso di rilascio di un brevetto o di registrazione di un modello di utilità o di un disegno o modello.