SURFACE PROTECT. OBERFL. SCHUTZ	
I	JED-240-3
II	JED-256-1
III	JED-371
IV	AL , JED-259
V	GUMMI / KUNSTSTOFF
VI	MS
VII	JED-240-2

TECHNICAL DATA TECHNISCHE DATEN	
VIII	
IX	
X	

MEDIUM : AIR
MEDIUM : LUFT
FLUIDE : AIR
FLUIDO : ARIA

NOMINAL DIAMETER :
NENNWEITE : MIN Ø8.5
DIAMETRE NOMINAL :
DIAMETRO NOMINALE :

WIDTH ACROSS FLATS
SW SCHLUESSELWEITE
SURPLATS :
LAGHEZZA IN CHIAVE

THERMAL RANGE OF APPLICATION :
THERMISCHER ANWENDUNGSBEREICH : -40°C...+80°C
BAMME D'APPLICATION TERMIQUE :
CAMPO DI APPLICAZIONE TERMICA :

PORT : 11 SERVICE BRAKING SYSTEM, WORKING PRESSURE
ANSCHLUSS : 11 BETRIEBSBREMSANLAGE, BETRIEBSDRUCK
ORIFICE : 11 DISPOSITIF DE FREINAGE DE SERVICE, PRESSION D'UTILISATION
ORIFIZIO : 11 DISPOSITIVO DI FRENATURA DI SERVIZIO, PRESSIONE DI ESERCIZIO

: Pe max. = 10.2 bar

(TEMPORARILY
(KURZZEITIG
(DE COURTE DUREE
(BREVE TEMPO SOLO

: Pe max. = 13 bar

PORT : 12 SPRING BRAKE CYLINDER, WORKING PRESSURE
ANSCHLUSS : 12 FEDERSPEICHERZYLINDER, BETRIEBSDRUCK
ORIFICE : 12 CYLINDRE A RESSORT, PRESSION D'UTILISTION
ORIFIZIO : 12 CILINDRO A MOLLA, PRESSIONE DI ESERCIZIO

: Pe max. = 8.5 bar

(TEMPORARILY
(KURZZEITIG
(DE COURTE DUREE
(BREVE TEMPO SOLO

: Pe max. = 11 bar

MAIN VIEWS REFER TO DIMENSIONS ONLY
HAUPTANSICHTEN BEZIEHEN SICH NUR AUF DIE ABMESSUNGEN
VUES PRINCIPALES CONCERNENT LES DIMENSIONS SEULEMENT
VISITE PRINSIPALI RIGUARDANO DIMENSIONI SOLAMENTE

POSITION OF COMPONENTS SEE REPRESENTATION OF VARIATIONS
POSITION DER BAUTEILE SIEHE ABWANDLUNGSDARSTELLUNGEN
POSITION DES COMOSANTS VOIR DESSIN DE LA VARINATE
POSIZIONE DELLE COMPONENTI VERDERE DISEGNO DI VARIANTE

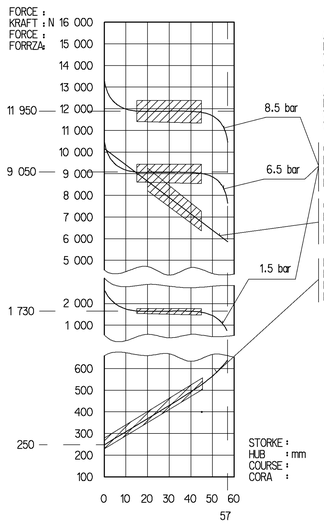

AIR VOLUME OF SERVICE BRAKE PAT AT 2/3 OF STORKE
HUBVOLUMEN DES BETRIEBSBREMSTEILES BEI 2/3 HUB
VOLUME D'AIR DU DISPOSITIF DU FREIN DE SERVICE A 2/3 DE LA COURSE
VOLUME D'ARIA DELLA SEZIONE A MOLLA : ca. 0.7×10^3 cm^3

AIR VOLUME OF SPRING BRAKE PART
HUBVOLUMEN DES FEDERSPEICHERS
VOLUME D'AIR DU DISPOSITIF RESSORT
VOLUME D'ARIA DELLA SEZIONE A MOLLA : ca. 1.25×10^3 cm^3

OUTPUT FORCE OF SERVICE BRAKE PART AT
KRAFTABGABE DES BETRIEBSBRAMSTEILES BEI
EFFORT DE POUSSEE DU DISPOSTIF DU FREIN DE SERVICE SOUS
FROZA DI SOINA DELLA SEZIONE DI FRENO DI SERVIZIO PER

OURPUT FORCE OF SPRING BRAKE PART RELEASE PRESSURE
KRAFTABGABE DES FEDERSPEICHERS, LOESEDRUCK
EFFORT DE POUSSEE DU SPOSITF RESSORT. PRESSION DE DESSERPRAGE
FORZA DI SPINIA DELLA SEZIONE A MOLLA, PRESSIONE DI RILASCIO : pe 5.1 ±0.3 bar

FORCE OF RETURN SPRING OF SERVICE BRAKE PART
RUECKSTELLKRAFT DES BETRIEBSBREMSTEILES
EFFORT DU RESSORT DE RAPPEL DU DISPOSTIF DU FREIN DE SERVICE
FORZA DELLA MOLLA DI RITORNO DELLA SEZIONE DI FRENO DI SERVIZIO

* OPEN BREATHER HOLE
OFFEN ATMUNGSBOHRUNG
OUVERT TROU RENIFLEUR
APERTO FORO RESPIRATORE

** DEFLECTION : AUSLENKUNG : DEFLEXION : DEVIAZIONE : 6° AT STROKE BEI HUB A COURSE A CORSA 0 MM

DELIVERY
ANLIEFERUNG
LIVRAISON
FORNITURA

[X] RELEASE POSITION
LOESESTELLUNG
POSITION DE DESSERRAGE
POSIZIONE DI RILASCIO

[ ] DRIVING POSITION
FAHRTSTELLUNG
POSITION DE MARCHE
POSIZIONE DI MARCIA

VARINAT
ABWANDLUNG
VARIANTE
VARIANTE

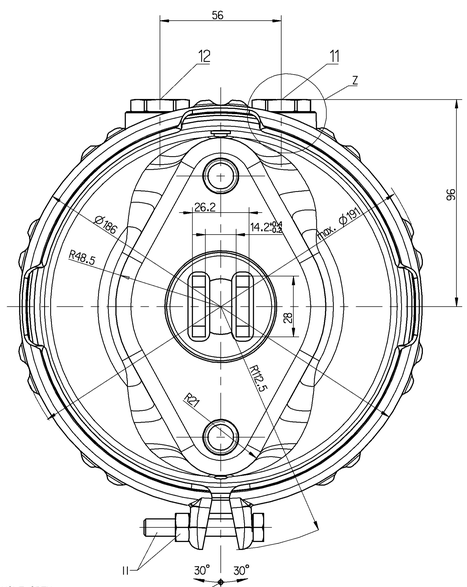

TO BE INSTALLED WITH BREATHER HOLE OPEN
IM EINBAUZUSTAND UNTERE ATMUNGSBOHRUNG OFFEN
A MONTER AVEC LE RENIFLARD INFERIEUR OUVERT
INSTALLAZIONE: CON IL FORDO DI SFIATO INFERIORE APERTO

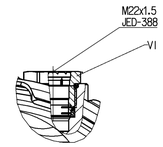

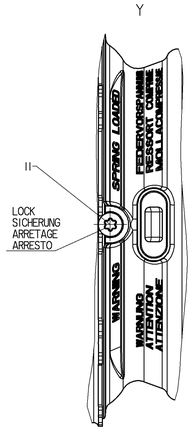

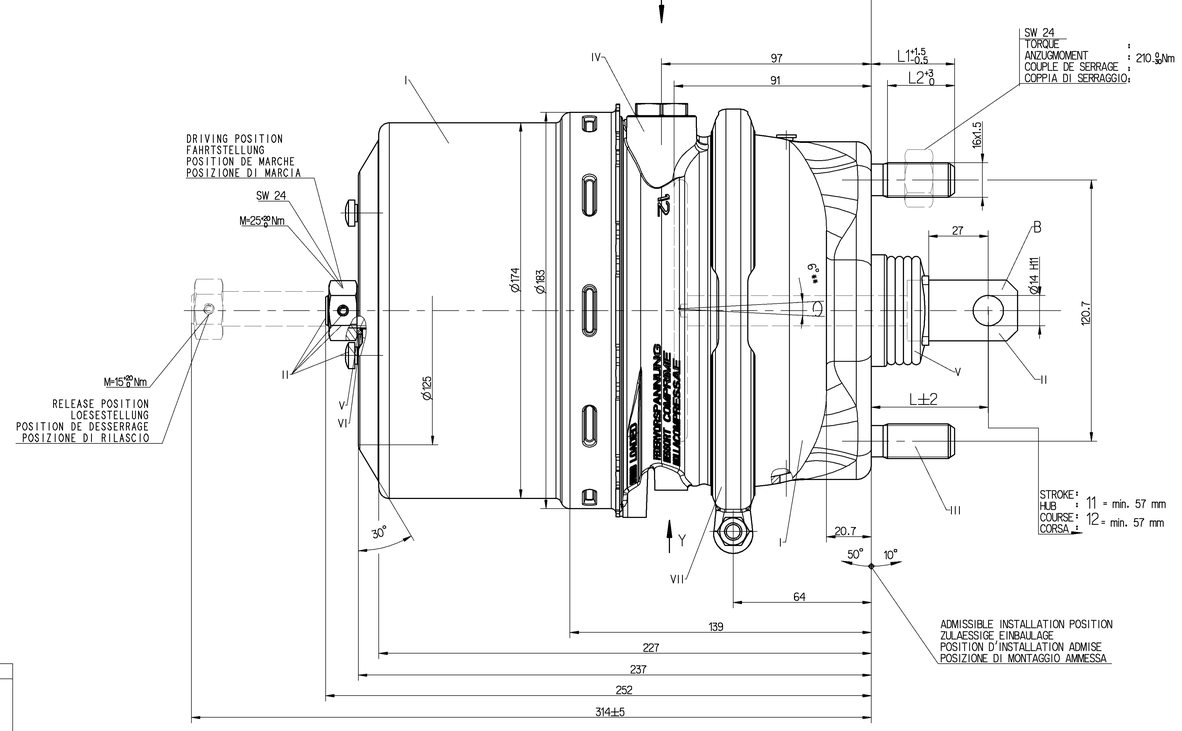

925 491 123 0	925 491 124 0	925 491 125 0	925 491 126 0
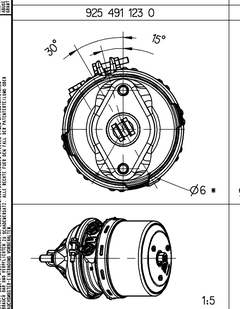	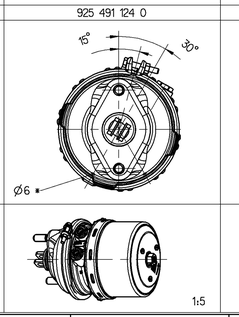	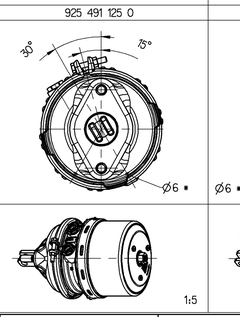	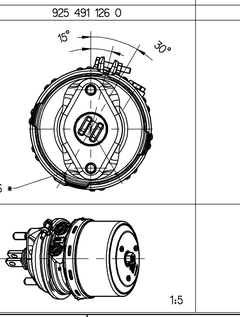

925 491 123 0	A 019 420 93 18 Ⓑ	re			24/24	A		~8.8	37	38.5	31
925 491 124 0	A 019 420 94 18 Ⓑ	li			24/24	A		~8.8	37	38.5	31
925 491 125 0	A 019 420 95 18 Ⓑ	re			24/24	B		~8.8	54	38.5	31
925 491 126 0	A 019 420 96 18 Ⓑ	li			24/24	B		~8.8	54	38.5	31
WABCO IDENTIFICATION	CUSTOMER'S NO. KUNDEN-NR. No. CLIENT No. CLIENTE	AUSFUEHRUNG	ZGS	CAD	TYPE TYP TYPE TIPO	YOKE GABELKOPF CHAPE FORCELLA	SUPPORT HALTER SUPPORT SUPPORTO	MASS GEWICHT MASSE MASSA (kg)	L	L1	L2

		> 50	> 180				
	≤ 50	≤ 180	≤ 400	> 400			
FINE	0.5	1.0	1.5	2.0			
MEDIUM X	1.0	2.0	3.0	4.0	±3°		
COARSE	2.0	3.5	5.0	6.5			

CLASS 1) ; RANGE OF NOMINAL DIMENSIONS (± mm)
TAPPED HOLES ACC. ISO 4029 / JED-152
1) TOLERANCE CLASS APPLIED CROSSMARKED

Q08423	5x6	03-10-30
Q07716	2x A	03-07-25
DCN-NO.	REV.	DATE

GENERAL SPECIFICATION: JED-334-0
FURTHER TECHNICAL DATA:
DOC. CODE: SHEET: TO

Pro/ENGINEER DRAWING
COPYRIGHT
DATE SIGNATURE
DRAWN 03-03-27 KOCJAN
CHECKED 03-03-27 RISCHER
EXPORT CODE B 1 1 (B)
MASS ~8.8 KG
SCALE 1:1 (1:5)
SIZE A 0
TRI 037

WABCO

TRISTOP® -CYLINDER
TRISTOP®-ZYLINDER
CYLINDRE-TRISTOP®
CILINDRO-TRISTOP®

24/24

PRODUCT IDENTIFICATION NO.
925 491 129 0

DOC. CODE 653
SHEET 1/1

FUNCTION CODE | SHAPE CODE | PRODUCT TYPE | REPLACEMENT FOR

Dwg. 925491129O.JPG
MBL: 925491129O