SURFACE PROTECT. OBERFL. SCHUTZ	
I	JED-240-4
II	JED-256-1
III	JED-371
IV	AL , JED-259
V	RUBBER / PLASTIC
VI	MS
VII	JED-240-2
VIII	JED-378-2
IX	JED-240-3

MEDIUM : AIR
MEDIUM : LUFT
FLUIDE : AIR
FLUIDO : ARIA

NOMINAL DIAMETER :
NENNWEITE : MIN Ø8.5
DIAMETRE NOMINAL :
DIAMETRO NOMINALE :

SW WIDTH ACROSS FLATS
SCHLUESSELWEITE
SURPLATS
LARGHEZZA IN CHIAVE

THERMAL RANGE OF APPLICATION :
THERMISCHER ANWENDUNGSBEREICH : -45°C...+80°C <1>
GAMME D'APPLICATION THERMIQUE :
CAMPO DI APPLICAZIONE TERMICA :

PORT : 11 SERVICE BRAKING SYSTEM, WORKING PRESSURE
ANSCHLUSS : BETRIEBSBREMSANLAGE, BETRIEBSDRUCK
ORIFICE : DISPOSITIF DE FREINAGE DE SERVICE, PRESSION D'UTILISATION
ORIFIZIO : DISPOSITIVO DI FRENATURA DI SERVIZIO, PRESSIONE DI ESERCIZIO : Pe max. = 10.2 bar
(TEMPORARILY / (KURZZEITIG / (DE COURTE DUREE / (BREVE TEMPO SOLO : Pe max. = 13 bar)

PORT : 12 SPRING BRAKE CYLINDER, WORKING PRESSURE
ANSCHLUSS : FEDERSPEICHERZYLINDER, BETRIEBSDRUCK
ORIFICE : CYLINDRE A RESSORT, PRESSION D'UTILISATION
ORIFIZIO : CILINDRO A MOLLA, PRESSIONE DI ESERCIZIO : Pe max. = 8.5 bar
(TEMPORARILY / (KURZZEITIG / (DE COURTE DUREE / (BREVE TEMPO SOLO : Pe max. = 11 bar)

<1>
FORCE :
KRAFT : N
FORCE :
FORZA :

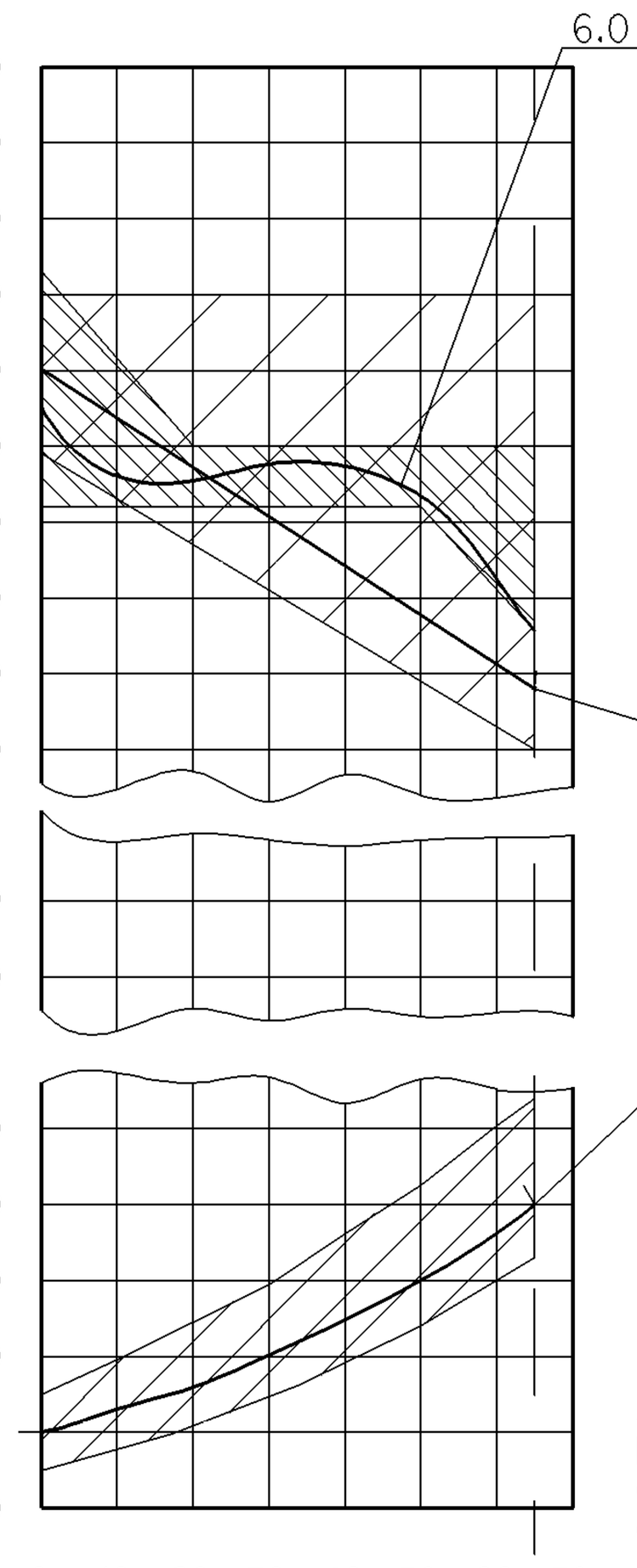

STROKE :
HUB : mm
COURSE :
CORSA :

AIR VOLUME OF SERVICE BRAKE PART AT 2/3 OF ITS STROKE
HUBVOLUMEN DES BETRIEBSBREMSTEILES BEI 2/3 HUB
VOLUME D'AIR DU DISPOSITIF DU FREIN DE SERVICE A 2/3 DE LA COURSE
VOLUME D'ARIA DELLA SEZIONE DI FRENO DI SERVIZIO A 2/3 DELLA CORSA : ca. $0.8X10^3$ cm^3

AIR VOLUME OF SPRING BRAKE PART
HUBVOLUMEN DES FEDERSPEICHERS
VOLUME D'AIR DU DISPOSITIF RESSORT
VOLUME D'ARIA DELLA SEZIONE A MOLLA : ca. $1.40x10^3$ cm^3

OUTPUT FORCE OF SERVICE BRAKE PART AT
KRAFTABGABE DES BETRIEBSBRAMSTEILES BEI
EFFORT DE POUSSEE DU DISPOSITIF DU FREIN DE SERVICE SOUS
FORZA DI SPINTA DELLA SEZIONE DI FRENO DI SERVIZIO PER

<1> OUTPUT FORCE OF SPRING BRAKE PART, RELEASE PRESSURE
KRAFTABGABE DES FEDERSPEICHERS, LOESEDRUCK
EFFORT DE POUSSEE DU DISPOSITIF RESSORT, PRESSION DE DESSERRAGE
FORZA DI SPINTA DELLA SEZIONE A MOLLA, PRESSIONE DI RILASCIO : pe 4.9 ±0.3 bar

<2> FORCE OF RETURN SPRING OF SERVICE BRAKE PART
RUECKSTELLFEDERKRAFT DES BETRIEBSBREMSTEILES
EFFORT DU RESSORT DE RAPPEL DU DISPOSTIF DU FREIN DE SERVICE
FORZA DELLA MOLLA DI RITORNO DELLA SEZIONE DI FRENO DI SERVIZIO

Z

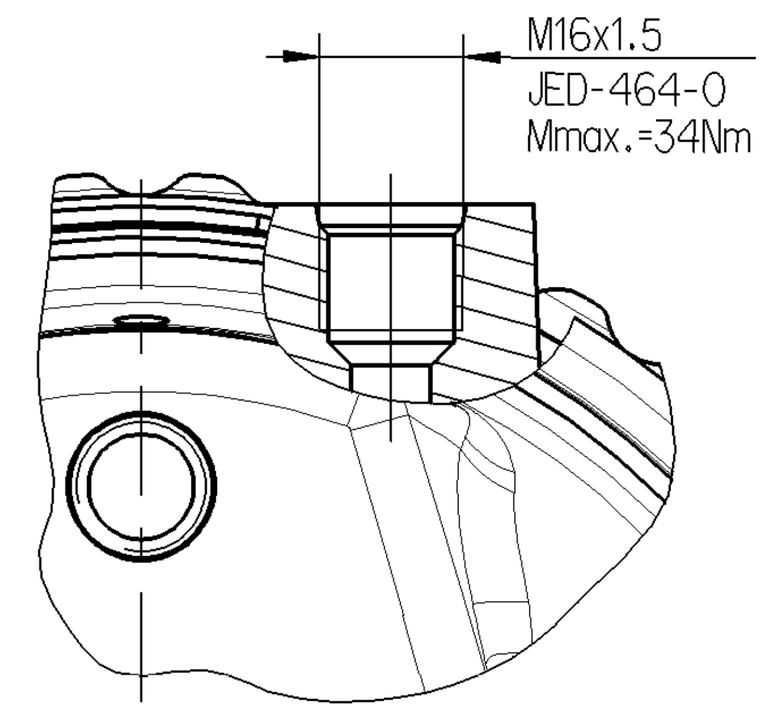

Y

LOCK
SICHERUNG
ARRETAGE
ARRESTO

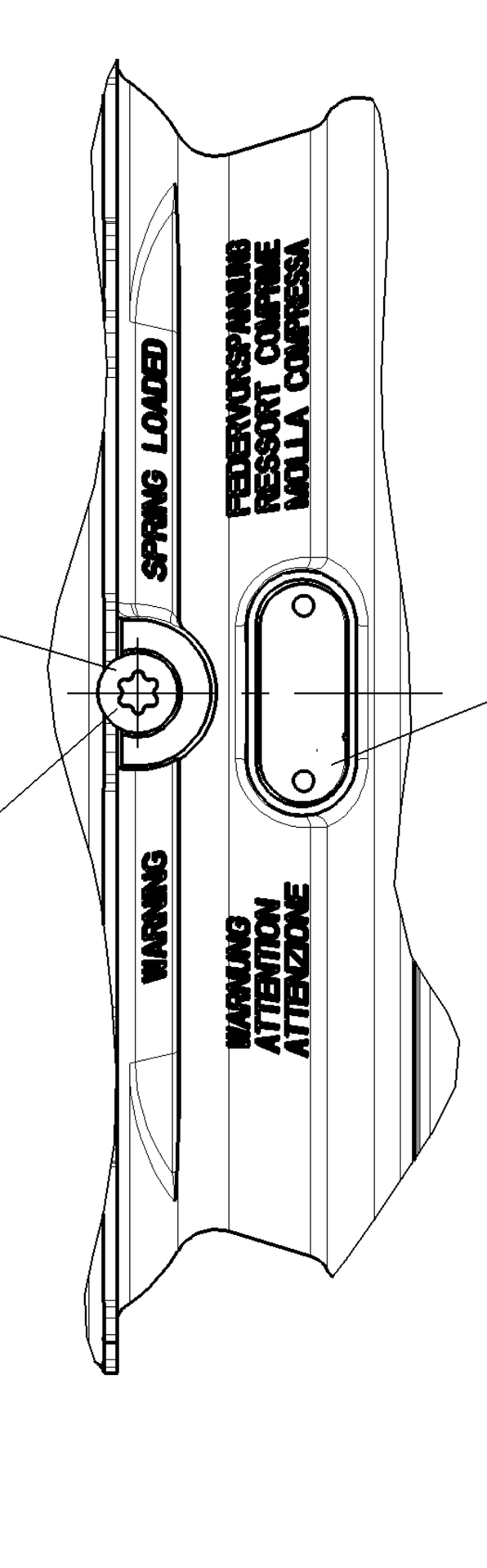

CUSTOMER NAME PLATE
TYPENSCHILD DES KUNDEN
PLAQUE DE FIRME DU CLIENT
TARGHETTA DEL CLIENTE

MAIN VIEWS REFER TO DIMENSIONS ONLY
HAUPTANSICHTEN BEZIEHEN SICH NUR AUF DIE ABMESSUNGEN
VUES PRINCIPALES CONCERNENT LES DIMENSIONS SEULEMENT
VISITE PRINSIPALI RIGUARDANO DIMENSIONI SOLAMENTE

POSITION OF COMPONENTS SEE REPRESENTATION OF VARIANTS
POSITION DER BAUTEILE SIEHE ABWANDLUNGSDARSTELLUNGEN
POSITION DES COMOSANTS VOIR DESSIN DE LA VARINATE
POSIZIONE DELLE COMPONENTI VERDERE DISEGNO DI VARIANTE
<1>

X

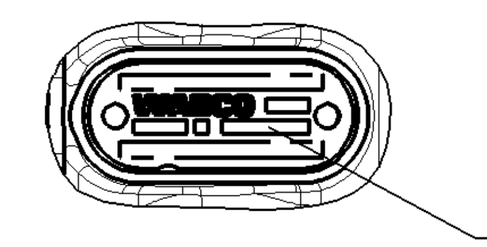

TYPE DESIGNATION
TYPENBEZEICHNUNG
TYPE
TIPO DI DESIGNAZIONE

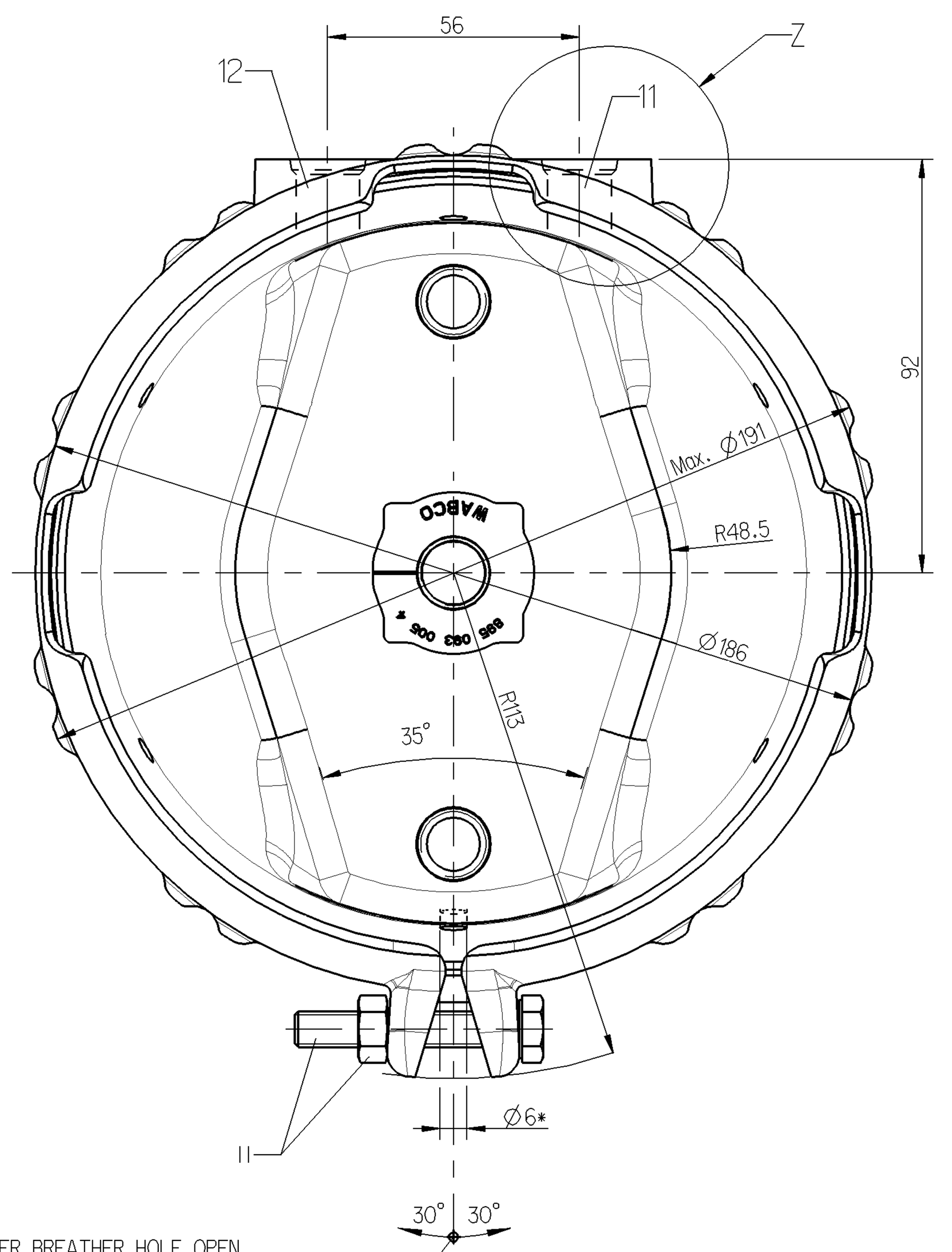

<2> TO BE INSTALLED WITH LOWER BREATHER HOLE OPEN
IM EINBAUZUSTAND UNTERE ATMUNGSBOHRUNG GEOEFFNET
A MONTER AVEC LE RENIFLARD INFERIEUR OUVERT
INSTALLAZIONE: CON IL FORO DI SFIATO INFERIORE APERTO

<2> STATE AS SUPPLIED
ANLIEFERUNGSZUSTAND
ETAT DE LIVRAISON
STATO DI CONSEGNA

DRIVING POSITION, TIGHTENING WITH :
FAHRSTELLUNG, ANZIEHEN MIT : $M=25^{+20}_{0}$ Nm
POSITION DE CONDUITE, SERRAGE AVEC :
POSIZIONE DI MARCIA, SERRAGGIO CON :

RELEASE POSITION, RELEASING WITH :
LOESESTELLUNG, LOESEN MIT POSITION : M=max.80Nm
DE DESSERRAGE, DESSERRAGE AVEC :
POSIZIONE DI RILASCIO, DISSERRAGGIO :

<1> SW 24
TORQUE :
ANZUGSMOMENT : 210^{0}_{-30} Nm
COUPLE DE SERRAGE :
COPPIA DI SERRAGGIE :
70±10 Nm

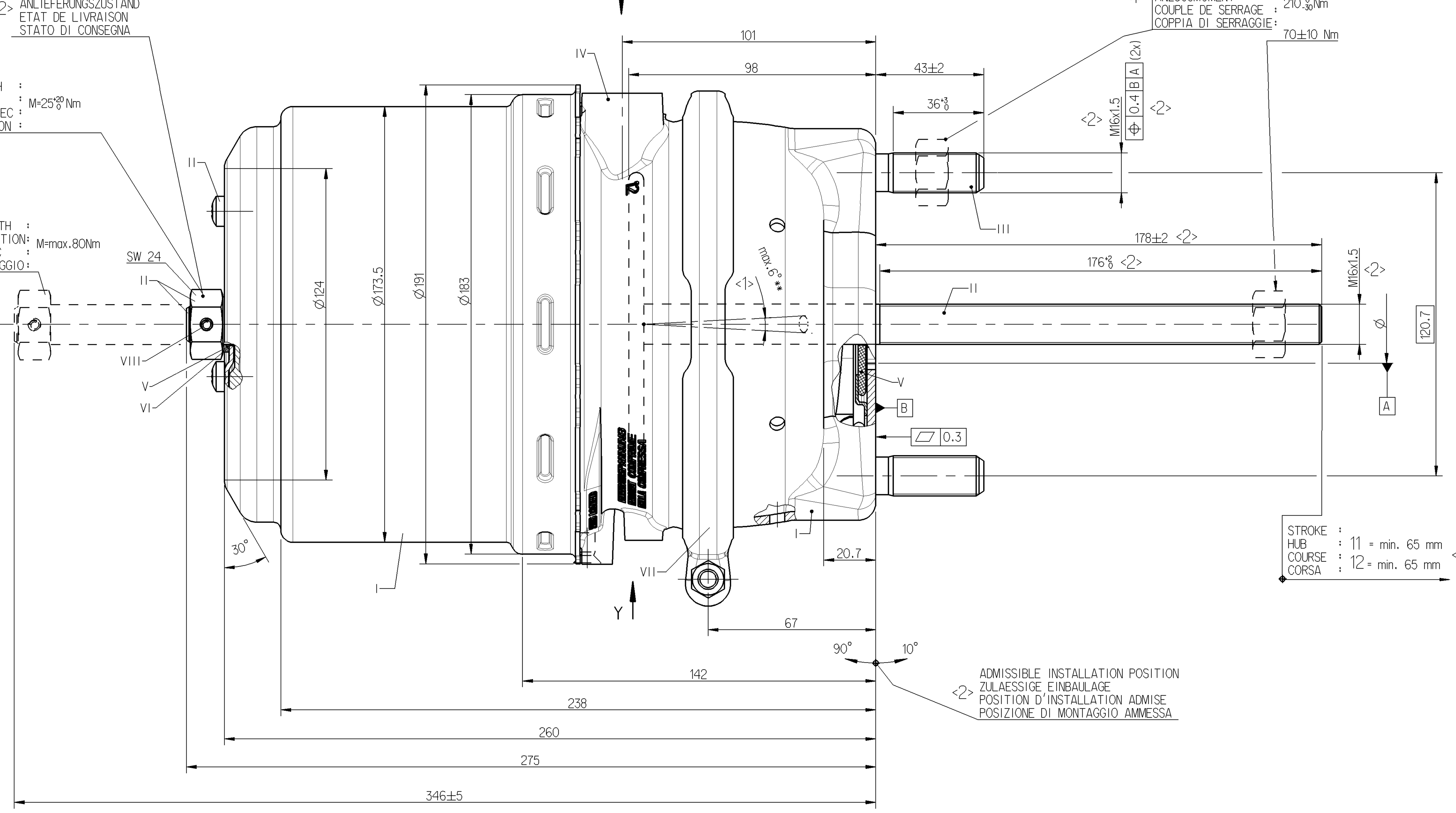

STROKE :
HUB : 11 = min. 65 mm
COURSE : 12 = min. 65 mm <1>
CORSA :

<2> ADMISSIBLE INSTALLATION POSITION
ZULAESSIGE EINBAULAGE
POSITION D'INSTALLATION ADMISE
POSIZIONE DI MONTAGGIO AMMESSA

* OPEN BREATHER HOLE
OFFEN ATMUNGSBOHRUNG <2>
OUVERT TROU RENIFLEUR
APERTO FORO RESPIRATORE

** DEFLECTION : max.6° AT STROKE
AUSLENKUNG : BEI HUB 0 mm
DEFLEXION : A COURSE
DEVIAZIONE : A CORSA

VARIANT
ABWANDLUNG
VARIANTE
VARIANTE

925 491 170 0	925 491 171 0
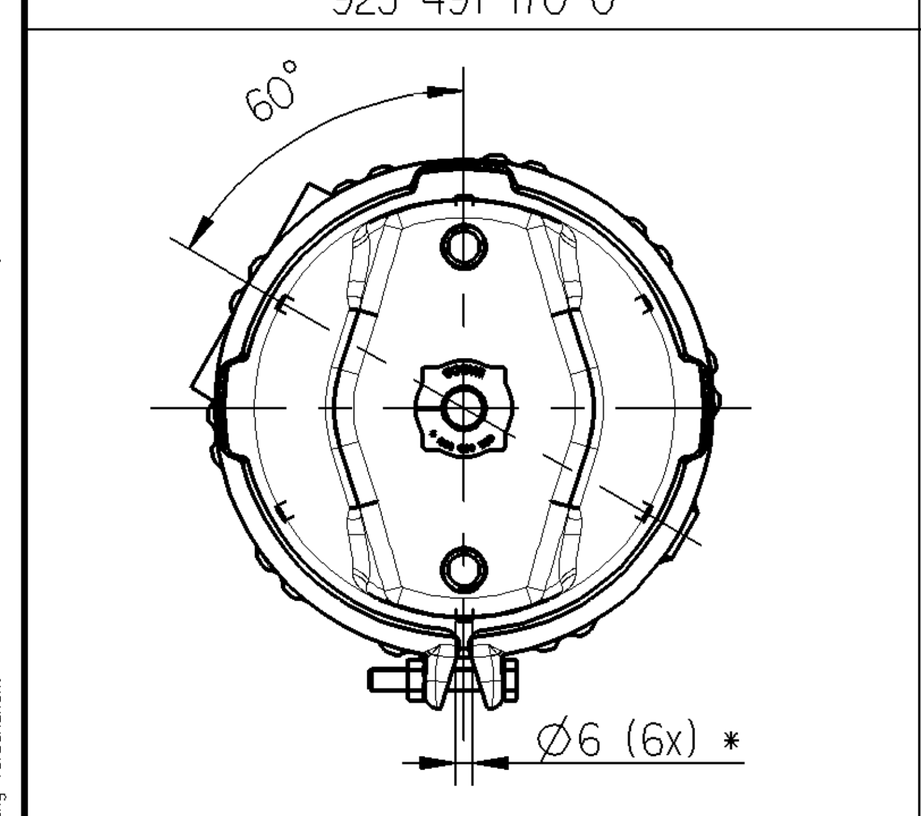	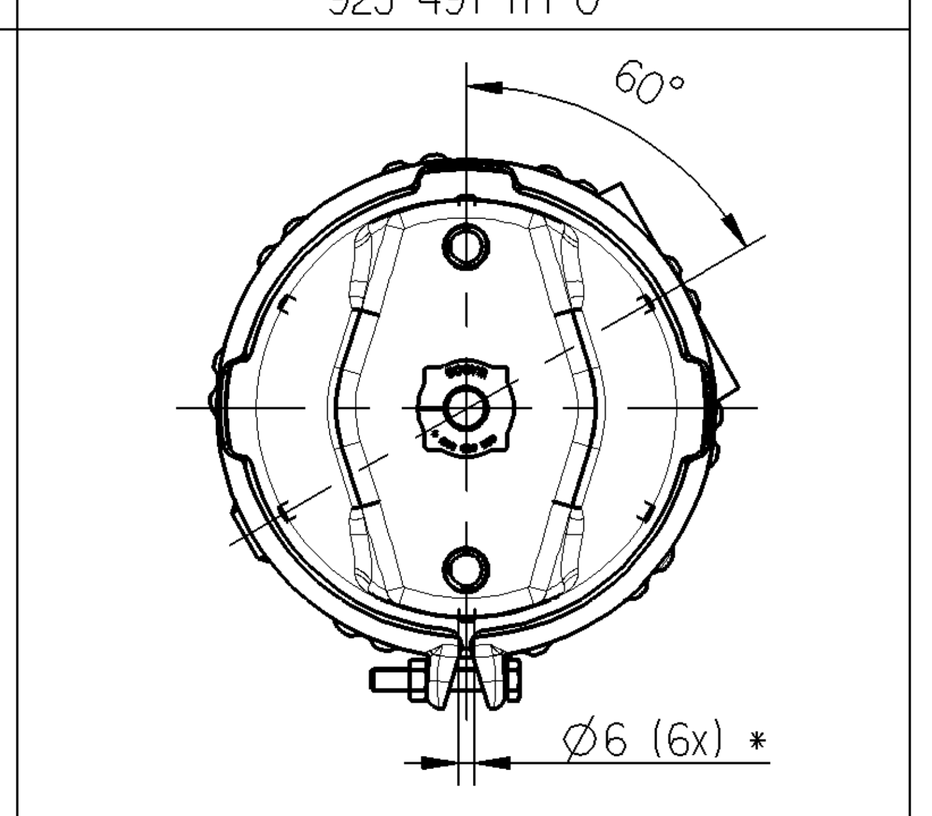
60° Ø6 (6x) *	60° Ø6 (6x) *
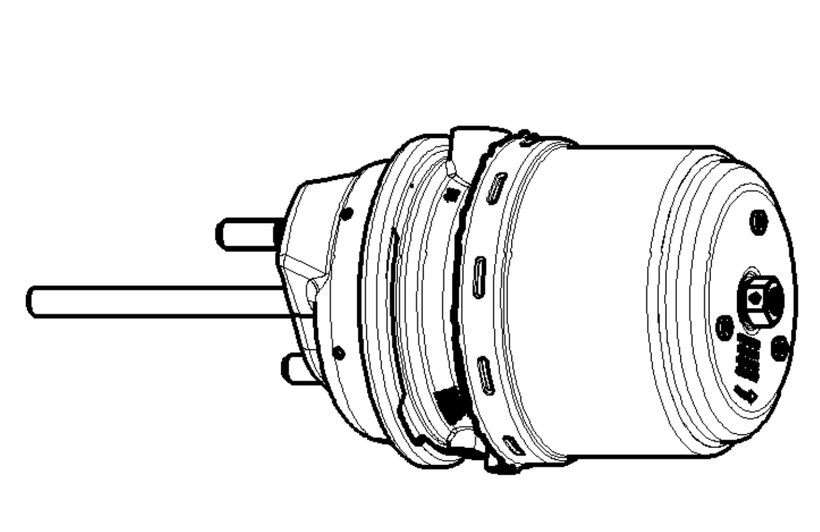 1:5	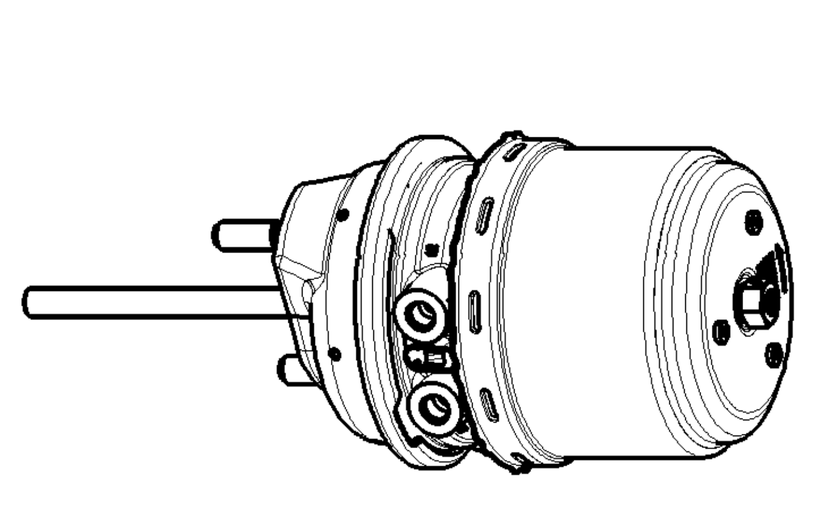 1:5

DP-07-05/GROUP

8 <1> SAFETY CHARACTERISTIC
SICHERHEITSMERKMAL
CARACTERISTIQUE DE SECURITE
CARATTERISTICA DI SICUREZZA

9 <2> SIGNIFICANT CHARACTERISTIC
WESENTLICHES MERKMAL
CARACTERISTIQUE SIGNIFIANTE
CARATTERISTICA SIGNIFICATIVA

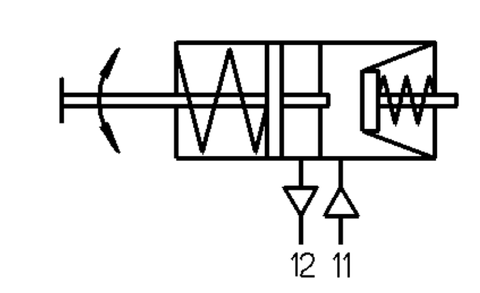

Toute Communication ou reproduction de ce document, toute exploitation ou communication de son contenu sont interdites, sauf autorisation expresse. Tout manquement à cette règle constitue un abus évident et expose son auteur au versement de dommages et intérêts. Tous droits de propriété industrielle reservés, notamment en matière de brevets et de modèles.
Weitergabe sowie Vervielfältigung dieser Unterlage, Verwertung und Mitteilung ihres Inhalts nicht gestattet, soweit nicht ausdrücklich zugestanden. Zuwiderhandlungen stellen einen offensichtlichen Missbrauch dar und verpflichten zu Schadenersatz. Alle Rechte für den Fall der Patenterteilung oder Gebrauchsmuster-Eintragung vorbehalten.
Non è permesso consegnare a terzi o riprodurre questo documento, ne utilizzarne il contenuto o renderlo comunque noto a terzi senza autorizzazione esplicita. Ogni infrazione costituirà un evidente abuso e comporterà il risarcimento dei danni subiti. E' fatto riserva di tutti i diritti derivanti da brevetti o modelli.
Copying of this document and giving it to others and the use or communication of the contents thereof, are forbidden without express authority. Contravention of this restriction will constitute an evident abuse and result in a liability to the payment of damages. All rights are reserved in the event of the grant of patent or registration of a utility model or design. This document is the subject of copyright.

General Specification: JED-334-0						
Further Technical Data:						
Doc. Code:			Sheet:	To		
General Tolerances JED-261						
		Range of Nominal Dimensions (± mm)				
Class 1)		≤ 50	> 50 ≤ 180	> 180 ≤ 400	> 400	∢
Fine		0.5	1.0	1.5	2.0	
Medium	X	1.0	2.0	3.0	4.0	±3°
Coarse		2.0	3.5	5.0	6.5	
Tapped Holes acc. JED-464-0						
1) Tolerance Class Applied Crossmarked						

Copyright WABCO®		WABCO
Date	Signature	
Drawn		TRISTOP® -CYLINDER
2013-02-20	Oliveira	TRISTOP® -ZYLINDER
Checked		CYLINDRE-TRISTOP®
2013-02-21	Szczuplak	CILINDRO-TRISTOP®
Expert		24/24
Szczuplak		

Mass	Scale	Material No.	Date of first issue: 2013-02-21		
8.9 KG	1:1 (1:5)	925 491 179 0	Doc.Code 053	Language ML	Sheet 1/1
Size	CAD System	ECN-No.	Revision	Techn. Resp.	Replacement for
A 0	Pro/E	-	- -	5380	-

100mm