SURFACE PROTECT. OBERFL. SCHUTZ	
I	JED-240-3
II	JED-256-1
III	JED-371
IV	AL , JED-259
V	GUMMI / KUNSTSTOFF
VI	MS
VII	JED-240-2

TECHNICAL DATA TECHNISCHE DATEN	
VIII	
IX	
X	

MEDIUM : AIR
MEDIUM : LUFT
FLUIDE : AIR
FLUIDO : ARIA

NOMINAL DIAMETER :
NENNWEITE : MIN Ø8.5
DIAMETRE NOMINAL :
DIAMETRO NOMINALE :

SW WIDTH ACROSS FLATS
SCHLUESSELWEITE
SURPLATS
LAGHEZZA IN CHIAVE

THERMAL RANGE OF APPLICATION :
THERMISCHER ANWENDUNGSBEREICH : -40°C...+80°C
BAMME D'APPLICATION TERMIQUE :
CAMPO DI APPLICAZIONE TERMICA :

PORT : ANSCHLUSS : ORIFICE : ORIFIZIO :	11	SERVICE BRAKING SYSTEM, WORKING PRESSURE BETRIEBSBREMSANLAGE, BETRIEBSDRUCK DISPOSITIF DE FREINAGE DE SERVICE, PRESSION D'UTILISATION DISPOSITIVO DI FRENATURA DI SERVIZIO, PRESSIONE DI ESERCIZIO	Pe max. = 10.2 bar	(TEMPORARILY KURZZEITIG DE COURTE DUREE BREVE TEMPO SOLO) Pe max. = 13 bar
PORT : ANSCHLUSS : ORIFICE : ORIFIZIO :	12	SPRING BRAKE CYLINDER, WORKING PRESSURE FEDERSPEICHERZYLINDER, BETRIEBSDRUCK CYLINDRE A RESSORT, PRESSION D'UTILISTION CILINDRO A MOLLA, PRESSIONE DI ESERCIZIO	Pe max. = 8.5 bar	(TEMPORARILY KURZZEITIG DE COURTE DUREE BREVE TEMPO SOLO) Pe max. = 11 bar)

MAIN VIEWS REFER TO DIMENSIONS ONLY
HAUPTANSICHTEN BEZIEHEN SICH NUR AUF DIE ABMESSUNGEN
VUES PRINCIPALES CONCERNENT LES DIMENSIONS SEULEMENT
VISITE PRINSIPALI RIGUARDANO DIMENSIONI SOLAMENTE

POSITION OF COMPONENTS SEE REPRESENTATION OF VARIATIONS
POSITION DER BAUTEILE SIEHE ABWANDLUNGSDARSTELLUNGEN
POSITION DES COMOSANTS VOIR DESSIN DE LA VARINATE
POSIZIONE DELLE COMPONENTI VERDERE DISEGNO DI VARIANTE

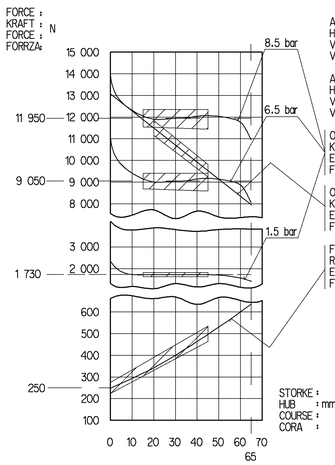

AIR VOLUME OF SERVICE BRAKE PAT AT 2/3 OF STORKE
HUBVOLUMEN DES BETRIEBSBREMSTEILES BEI 2/3 HUB
VOLUME D'AIR DU DISPOSITIF DU FREIN DE SERVICE A 2/3 DE LA COURSE
VOLUME D'ARIA DELLA SEZIONE A MOLLA : ca. 0.8×10^3 cm³

AIR VOLUME OF SPRING BRAKE PART
HUBVOLUMEN DES FEDERSPEICHERS
VOLUME D'AIR DU DISPOSITIF RESSORT
VOLUME D'ARIA DELLA SEZIONE A MOLLA : ca. 1.7×10^3 cm³

OUTPUT FORCE OF SERVICE BRAKE PART AT
KRAFTABGABE DES BETRIEBSBRAMSTEILES BEI
EFFORT DE POUSSEE DU DISPOSTIF DU FREIN DE SERVICE SOUS
FROZA DI SOINA DELLA SEZIONE DI FRENO DI SERVIZIO PER

OUTPUT FORCE OF SPRING BRAKE PART RELEASE PRESSURE
KRAFTABGABE DES FEDERSPEICHERS, LOESEDRUCK
EFFORT DE POUSSEE DU SPOSITF RESSORT. PRESSION DE DESSERPRAGE
FORZA DI SPINIA DELLA SEZIONE A MOLLA, PRESSIONE DI RILASCIO : pe 5.1 ±0.3 bar

FORCE OF RETURN SPRING OF SERVICE BRAKE PART
RUECKSTELLKRAFT DES BETRIEBSBREMSTEILES
EFFORT DU RESSORT DE RAPPEL DU DISPOSTIF DU FREIN DE SERVICE
FORZA DELLA MOLLA DI RITORNO DELLA SEZIONE DI FRENO DI SERVIZIO

OPEN BREATHER HOLE
* OFFEN ATMUNGSBOHRUNG
OUVERT TROU RENIFLEUR
APERTO FORO RESPIRATORE

DEFLECTION :
** AUSLENKUNG : max. 6° AT STROKE / BEI HUB / A COURSE / A CORSA 0 mm
DEFLEXION :
DEVIATIONE :

DELIVERY
ANLIEFERUNG
LIVRAISON
FORNITURA

[X] RELEASE POSITION
LOESESTELLUNG
POSITION DE DESSERRAGE
POSIZIONE DI RILASCIO

[ ] DRIVING POSITION
FAHRTSTELLUNG
POSITION DE MARCHE
POSIZIONE DI MARCIA

VARIANT
ABWANDLUNG
VARIANTE
VARIANTE

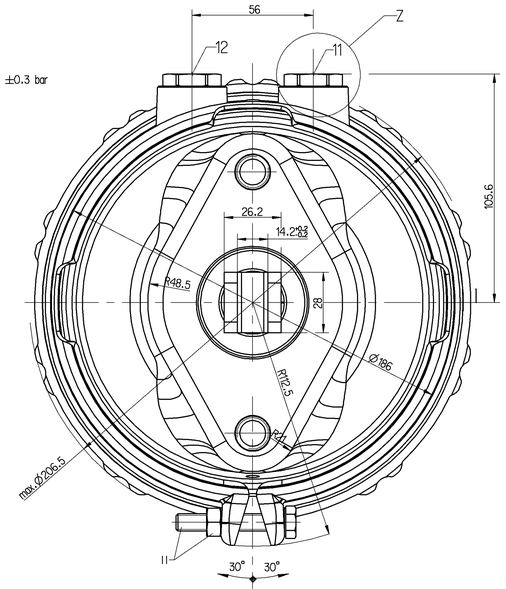

TO BE INSTALLED WITH LOWER BREATHER HOLE OPEN
IM EINBAUZUSTAND UNTERE ATMUNGSBOHRUNG OFFEN
A MONTER AVEC LE RENIFLARD INFERIEUR OUVERT
INSTALLAZIONE: CON IL FORO DI SFIATO INFERIORE APERTO

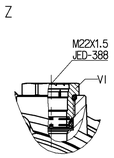

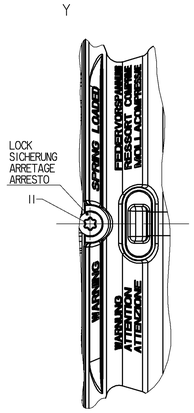

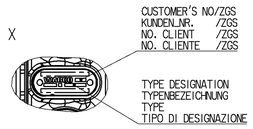

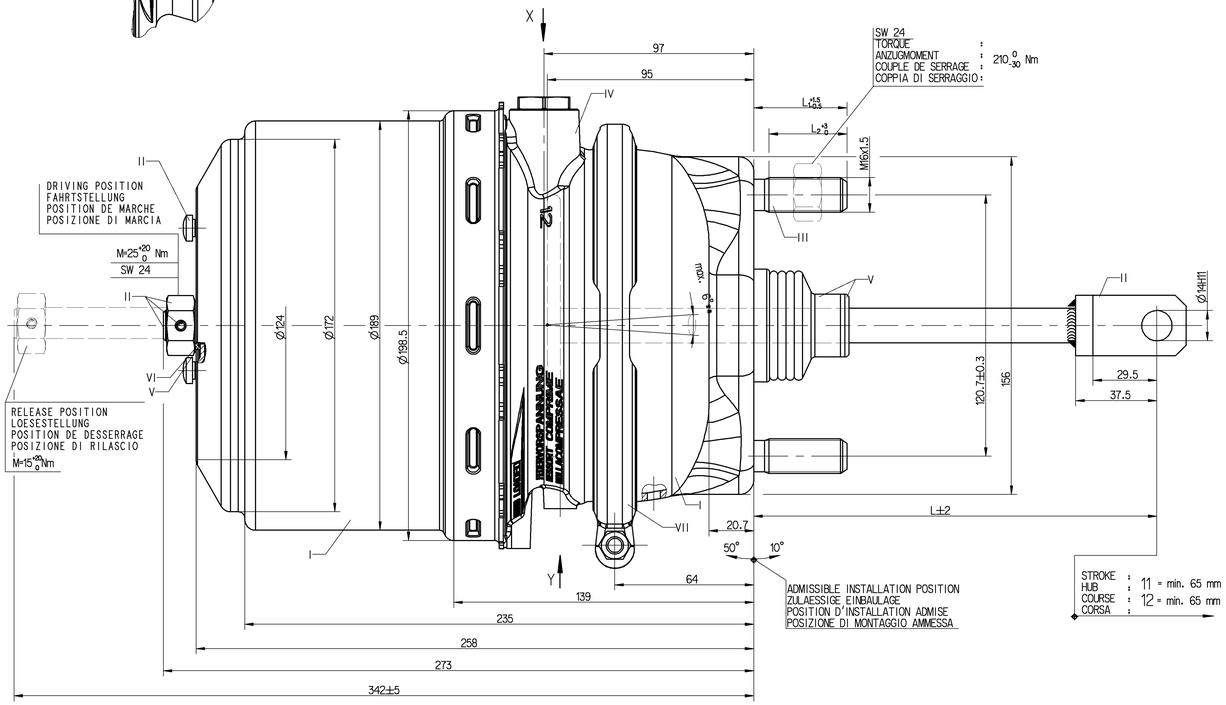

ADMISSIBLE INSTALLATION POSITION
ZULAESSIGE EINBAULAGE
POSITION D'INSTALLATION ADMISE
POSIZIONE DI MONTAGGIO AMMESSA

STROKE :
HUB : 11 = min. 65 mm
COURSE : 12 = min. 65 mm
CORSA :

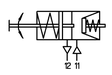

925 491 430 0	925 491 431 0	925 491 432 0	925 491 433 0		
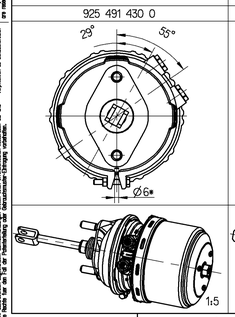	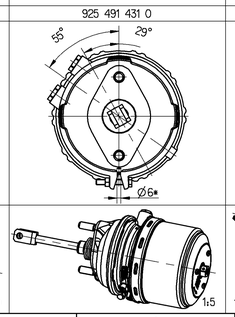	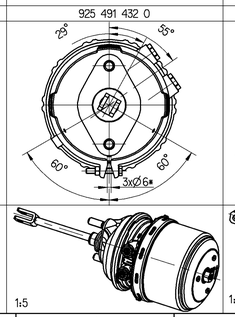	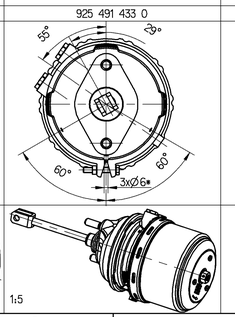		

925 491 433 0	A 021 420 78 18 Ⓓ	li			24/30	~10.0	227	43	36
925 491 432 0	A 021 420 67 18	re			24/30	~10.0	227	43	36
925 491 431 0	A 019 420 80 18	li			24/30	~9.9	187	43	36
925 491 430 0	A 019 420 79 18	re			24/30	~9.9	187	43	36
WABCO	CUSTOMER'S NO. KUNDEN-NR. No. CLIENT No. CLIENTE	AUSFUEHRUNG	ZGS	CAD	TYPE TYP TYPE TIPO	MASS GEWICHT MASSE MASSA (kg)	L	L_1	L_2

IDENTIFICATION

095106	1d	05-06-02
094948	7c	05-04-04
089423	3a	03-10-30
DCN-No.	Rev.	Date

State of Revision

General Specification: JED-3354-0					
Further Technical Data:					
Doc. Code:		Sheet:		To	
General Tolerances JED-261					
		Range of Nominal Dimensions (in mm)			
Class 1)		< 50	> 50 < 180	> 180 < 400	> 400
Fine		0.5	1.0	1.5	2.0
Medium	X	1.0	2.0	3.0	4.0
Coarse		2.0	3.5	5.0	6.5
Tapped Holes acc.					

1) Tolerance Class Applied Crossmarked

Copyright WABCO ®

Date	Signature
Drawn 03-04-30	Szuberski
Checked 03-04-30	Rischer
Expert Szczepick	

WABCO

TRISTOP® -CYLINDER
TRISTOP® -ZYLINDER
CYLINDRE-TRISTOP®
CILINDRO-TRISTOP®

24/30

Mass	Scale	Product Identification No.			
KG	1:1 (1:5)	925 491 439 0	Doc.Code 653	Language ev/de fr/it	Sheet 1/1
Size A 0	TRI 525	Function Code	CAD System Pro/E	Prod.Type X	Replacement for

100mm

This Documents is protected by law and contains trade secrets and/or proprietary information. Any use of the information contained herein is only permitted within the scope of an existing agreement with WABCO or its affiliates. Any other use, in whole or in part, such as reproduction, publication or disclosure to third parties is strictly prohibited.
Diese Unterlagen sind gesetzlich geschützt und enthalten Geschäftsgeheimnisse und/oder vertrauliche Informationen. Jede Verwendung der hierin enthaltenen Informationen ist nur im Rahmen einer bestehenden Vereinbarung mit WABCO oder seiner Tochtergesellschaften zulässig. Jede andere Verwendung, ganz oder teilweise, wie zum Beispiel Vervielfältigung, Veröffentlichung oder Offenlegung gegenüber Dritten ist untersagt.
Ce document est protégé par la loi et contient des secrets commerciaux et/ou des informations confidentielles. Il ne peut être mis en utilisation qu'à l'intérieur du cadre d'un accord conclu avec WABCO ou ses sociétés filiales. Il est interdit de faire un autre usage, en tout ou en partie, comme par exemple la reproduction, la publication ou la divulgation à des tiers.
Questo documento è protetto da legge e contiene segreti commerciali e/o informazioni riservate. Ogni utilizzo delle informazioni contenute in esso è consentito solo nell'ambito di un accordo esistente con WABCO o con le sue società affiliate. Qualsiasi altro utilizzo, in tutto o in parte, come ad esempio la riproduzione, la pubblicazione o la divulgazione a terzi è strettamente vietato.