SURFACE PROTECT. OBERFL. SCHUTZ	
I	JED-240-3
II	JED-256-1
III	JED-371
IV	AL , JED-259
V	RUBBER/PLASTIC
VI	MS
VII	JED-240-2
VIII	JED-378-2

TECHNICAL DATA TECHNISCHE DATEN	
IX	
X	
XI	

MEDIUM : AIR
MEDIUM : LUFT
FLUIDE : AIR
FLUIDO : ARIA

NOMINAL DIAMETER :
NENNWEITE : MIN Ø8.5
DIAMETRE NOMINAL :
DIAMETRO NOMINALE :

SW WIDTH ACROSS FLATS
SCHLUESSELWEITE
SURPLATS
LARGHEZZA IN CHIAVE

THERMAL RANGE OF APPLICATION :
THERMISCHER ANWENDUNGSBEREICH : -40°C...+80°C
GAMME D'APPLICATION TERMIQUE :
CAMPO DI APPLICAZIONE TERMICA :

PORT : 11 SERVICE BRAKING SYSTEM, WORKING PRESSURE : (TEMPORARILY :
ANSCHLUSS : 11 BETRIEBSBREMSANLAGE, BETRIEBSDRUCK : Pe max. = 10.2 bar (KURZZEITIG : Pe max. = 13 bar)
ORIFICE : 11 DISPOSITIF DE FREINAGE DE SERVICE, PRESSION D'UTILISATION : (DE COURTE DUREE :
ORIFIZIO : 11 DISPOSITIVO DI FRENATURA DI SERVIZIO, PRESSIONE DI ESERCIZIO : (BREVE TEMPO SOLO :

PORT : 12 SPRING BRAKE CYLINDER, WORKING PRESSURE : (TEMPORARILY :
ANSCHLUSS : 12 FEDERSPEICHERZYLINDER, BETRIEBSDRUCK : Pe max. = 8.5 bar (KURZZEITIG : Pe max. = 11 bar)
ORIFICE : 12 CYLINDRE A RESSORT, PRESSION D'UTILISATION : (DE COURTE DUREE :
ORIFIZIO : 12 CILINDRO A MOLLA, PRESSIONE DI ESERCIZIO : (BREVE TEMPO SOLO :

MAIN VIEWS REFER TO DIMENSIONS ONLY
HAUPTANSICHTEN BEZIEHEN SICH NUR AUF DIE ABMESSUNGEN
VUES PRINCIPALES CONCERNENT LES DIMENSIONS SEULEMENT
VISITE PRINSIPALI RIGUARDANO DIMENSIONI SOLAMENTE

POSITION OF COMPONENTS SEE REPRESENTATION OF VARIANTS
POSITION DER BAUTEILE SIEHE ABWANDLUNGSDARSTELLUNGEN
POSITION DES COMOSANTS VOIR DESSIN DE LA VARINATE
POSIZIONE DELLE COMPONENTI VERDERE DISEGNO DI VARIANTE

14H11 +0.110 / 0

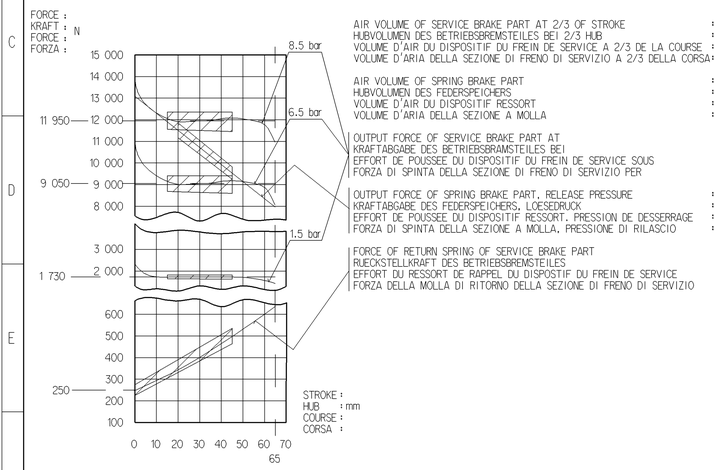

AIR VOLUME OF SERVICE BRAKE PART AT 2/3 OF STROKE :
HUBVOLUMEN DES BETRIEBSBREMSTEILES BEI 2/3 HUB :
VOLUME D'AIR DU DISPOSITIF DU FREIN DE SERVICE A 2/3 DE LA COURSE : ca. 0.8×10^3 cm^3
VOLUME D'ARIA DELLA SEZIONE DI FRENO DI SERVIZIO A 2/3 DELLA CORSA :

AIR VOLUME OF SPRING BRAKE PART :
HUBVOLUMEN DES FEDERSPEICHERS :
VOLUME D'AIR DU DISPOSITIF RESSORT : ca. 1.7×10^3 cm^3
VOLUME D'ARIA DELLA SEZIONE A MOLLA :

OUTPUT FORCE OF SERVICE BRAKE PART AT
KRAFTABGABE DES BETRIEBSBRAMSTEILES BEI
EFFORT DE POUSSEE DU DISPOSITIF DU FREIN DE SERVICE SOUS
FORZA DI SPINTA DELLA SEZIONE DI FRENO DI SERVIZIO PER

OUTPUT FORCE OF SPRING BRAKE PART, RELEASE PRESSURE :
KRAFTABGABE DES FEDERSPEICHERS, LOESEDRUCK :
EFFORT DE POUSSEE DU DISPOSITIF RESSORT, PRESSION DE DESSERRAGE : pe 5.1 ±0.3 bar
FORZA DI SPINTA DELLA SEZIONE A MOLLA, PRESSIONE DI RILASCIO :

FORCE OF RETURN SPRING OF SERVICE BRAKE PART
RUECKSTELLKRAFT DES BETRIEBSBREMSTEILES
EFFORT DU RESSORT DE RAPPEL DU DISPOSITIF DU FREIN DE SERVICE
FORZA DELLA MOLLA DI RITORNO DELLA SEZIONE DI FRENO DI SERVIZIO

* OPEN BREATHER HOLE
OFFEN ATMUNGSBOHRUNG
OUVERT TROU RENIFLEUR
APERTO FORO RESPIRATORE

** DEFLECTION : AT STROKE
AUSLENKUNG : max. 6° BEI HUB O MM
DEFLEXION : A COURSE
DEVIATIONE : A CORSA

DELIVERY
ANLIEFERUNG
LIVRAISON
FORNITURA

[X] RELEASE POSITION
LOESESTELLUNG
POSITION DE DESSERRAGE
POSIZIONE DI RILASCIO

[ ] DRIVING POSITION
FAHRTSTELLUNG
POSITION DE MARCHE
POSIZIONE DI MARCIA

VARIANT
ABWANDLUNG
VARIANTE
VARIANTE

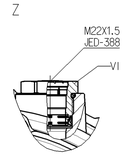

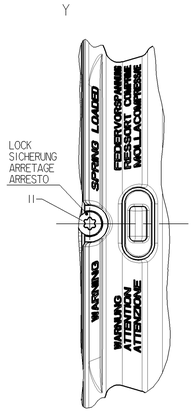

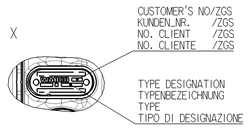

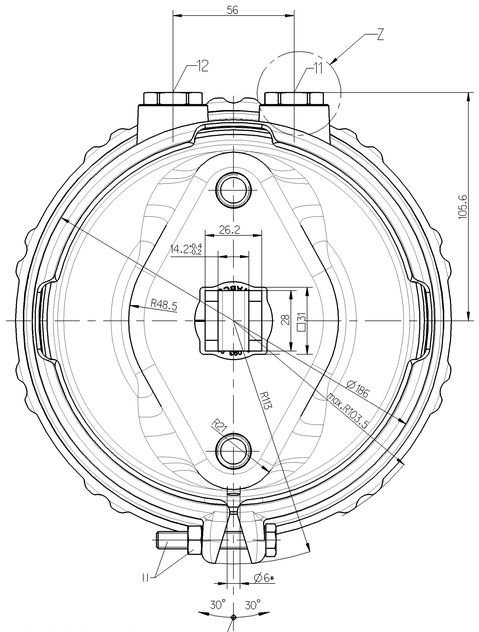

TO BE INSTALLED WITH LOWER BREATHER HOLE OPEN
IM EINBAUZUSTAND UNTERE ATMUNGSBOHRUNG GEOEFFNET
A MONTER AVEC LE RENIFLARD INFERIEUR OUVERT
INSTALLAZIONE: CON IL FORO DI SFIATO INFERIORE APERTO

DRIVING POSITION, TIGHTENING WITH :
FAHRSTELLUNG, ANZIEHEN MIT :
POSITION DE CONDUITE, SERRAGE AVEC : M=25 +20 0 Nm
POSIZIONE DI MARCIA, SERRAGGIO CON :

SW 24

RELEASE POSITION, RELEASING WITH :
LOESESTELLUNG, LOESEN MIT :
POSITION DE DESSERRAGE, DESSERRAGE AVEC : M=max.70 Nm
POSIZIONE DI RILASCIO, DISSERRAGGIO :

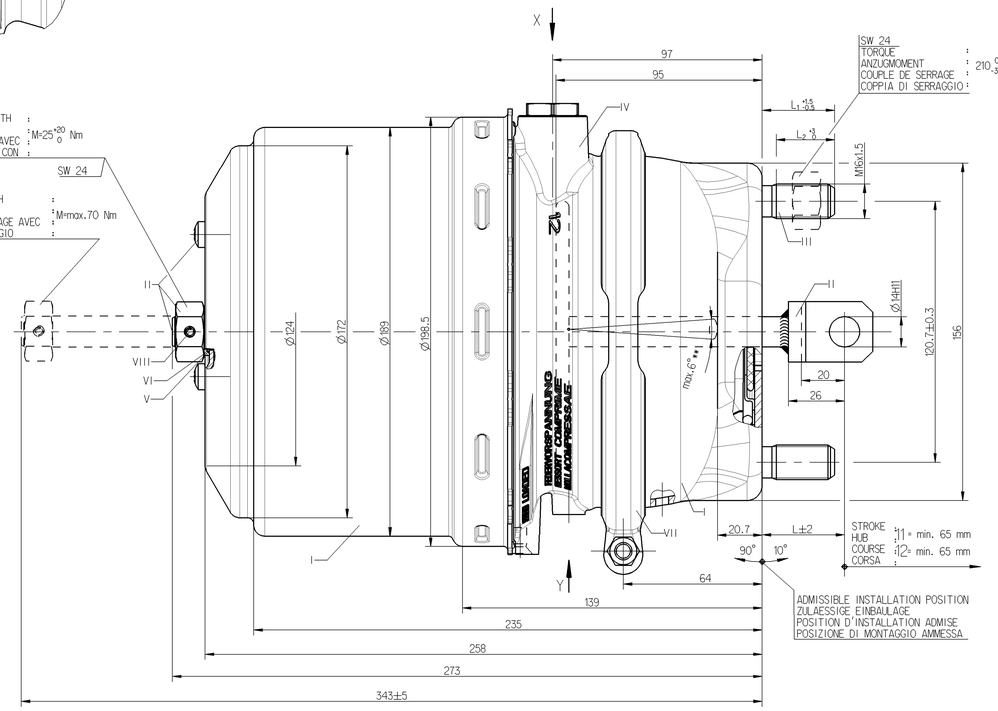

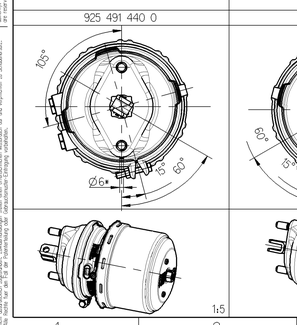

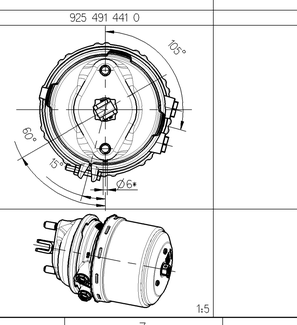

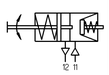

925 491 441 0	A 020 420 02 18	li	001	G	24/30		8.2	37	33	27
925 491 440 0	A 020 420 01 18	re	001	G	24/30		8.2	37	33	27
WABCO	CUSTOMER'S NO. KUNDEN-NR. No. CLIENT No. CLIENTE	AUSFUEHRUNG	ZGS	CAD	TYPE TYP TYPE TIPO	SUPPORT HALTER SUPPORT SUPPORTO	MASS GEWICHT MASSE MASSA (kg)	L	L_1	L_2

IDENTIFICATION

General Specification: JED-334-0
Further Technical Data:
Doc. Code: Sheet: To

General Tolerances JED-261

Class 11	Range of Nominal Dimensions (in mm) ≤ 50	> 50 ≤ 180	> 180 ≤ 400	> 400	∢
Fine	0.5	1.0	1.5	2.0	±5°
Medium X	1.0	2.0	3.0	4.0	
Coarse	2.0	3.5	5.0	6.5	

Tapped Holes acc. JED-308
11 Tolerance Class Applied Crossmarked

Copyright WABCO®

Date	Signature
Drawn 2010-07-26	Medynski
Checked 2010-07-26	Szczupiak
Expert Szczupiak	

WABCO

TRISTOP® -CYLINDER
TRISTOP®-ZYLINDER
CYLINDRE-TRISTOP®
CILINDRO-TRISTOP®

24/30

Mass	Scale	Material No.	Date of first issue 2003-04-30
KG	1:1 (1:5)	925 491 449 0	Doc.Code / Language / Sheet: 053 ML 1/1
Size A 0	CAD System Pro/E	ECN No. 153234 / Revision 2 E / Techn. Resp. 5380	Replacement for

100mm