SURFACE PROTECT. OBERFL. SCHUTZ	
I	JED-240-3
II	JED-256-1
III	JED-371
IV	AL . JED-259
V	RUBBER/PLASTIC
VI	MS
VII	JED-240-2
VIII	JED-378-2

TECHNICAL DATA TECHNISCHE DATEN	
IX	
X	
XI	

MEDIUM : AIR
MEDIUM : LUFT
FLUIDE : AIR
FLUIDO : ARIA

NOMINAL DIAMETER :
NENNWEITE : MIN Ø8.5
DIAMETRE NOMINAL :
DIAMETRO NOMINALE :

SW WIDTH ACROSS FLATS
SCHLUESSELWEITE
SURPLATS
LARGHEZZA IN CHIAVE

THERMAL RANGE OF APPLICATION :
THERMISCHER ANWENDUNGSBEREICH : -40°C...+80°C
GAMME D'APPLICATION THERMIQUE :
CAMPO TERMICO D'APPLICAZIONE :

11 PORT / ANSCHLUSS / ORIFICE / ORIFIZIO : SERVICE BRAKING SYSTEM, WORKING PRESSURE / BETRIEBSBREMSANLAGE, BETRIEBSDRUCK / DISPOSITIF DE FREINAGE DE SERVICE, PRESSION D'UTILISATION / DISPOSITIVO DI FRENATURA DI SERVIZIO, PRESSIONE DI ESERCIZIO : Pe max. = 10.2 bar
(TEMPORARILY / (KURZZEITIG / (DE COURTE DUREE / (BREVE TEMPO SOLO : Pe max. = 13 bar

12 PORT / ANSCHLUSS / ORIFICE / ORIFIZIO : SPRING BRAKE CYLINDER, WORKING PRESSURE / FEDERSPEICHERZYLINDER, BETRIEBSDRUCK / CYLINDRE A RESSORT, PRESSION D'UTILISATION / CILINDRO A MOLLA, PRESSIONE DI ESERCIZIO : Pe max. = 8.5 bar
(TEMPORARILY / (KURZZEITIG / (DE COURTE DUREE / (BREVE TEMPO SOLO : Pe max. = 11 bar

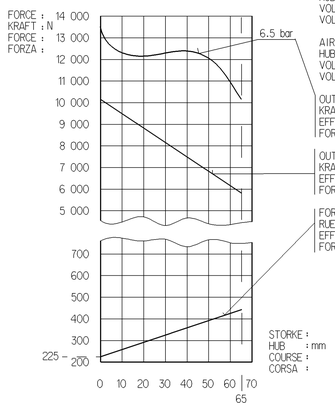

AIR VOLUME OF SERVICE BRAKE PART AT 2/3 OF ITS STORKE / HUBVOLUMEN DES BETRIEBSBREMSTEILES BEI 2/3 HUB / VOLUME D'AIR DU DISPOSITIF DU FREIN DE SERVICE A 2/3 DE LA COURSE / VOLUME D'ARIA DELLA SEZIONE DI FRENO DI SERVIZIO A 2/3 DELLA CORSA : ca. 1.13×10^3 cm^3

AIR VOLUME OF SPRING BRAKE PART / HUBVOLUMEN DES FEDERSPEICHERS / VOLUME D'AIR DU DISPOSITIF RESSORT / VOLUME D'ARIA DELLA SEZIONE A MOLLA : ca. 1.4×10^3 cm^3

OUTPUT FORCE OF SERVICE BRAKE PART AT / KRAFTABGABE DES BETRIEBSBRAMSTEILES BEI / EFFORT DE POUSSEE DU DISPOSITIF DU FREIN DE SERVICE SOUS / FORZA DI SPINTA DELLA SEZIONE DI FRENO DI SERVIZIO PER

OUTPUT FORCE OF SPRING BRAKE PART, RELEASE PRESSURE / KRAFTABGABE DES FEDERSPEICHERS, LOESEDRUCK / EFFORT DE POUSSEE DU DISPOSITIF RESSORT, PRESSION DE DESSERRAGE / FORZA DI SPINTA DELLA SEZIONE A MOLLA, PRESSIONE DI RILASCIO : pe 4.9 ±0.3 bar

FORCE OF RETURN SPRING OF SERVICE BRAKE PART / RUECKSTELLFEDERKRAFT DES BETRIEBSBREMSTEILES / EFFORT DU RESSORT DE RAPPEL DU DISPOSTIF DU FREIN DE SERVICE / FORZA DELLA MOLLA DI RITORNO DELLA SEZIONE DI FRENO DI SERVIZIO

Z

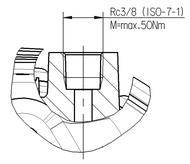

Y

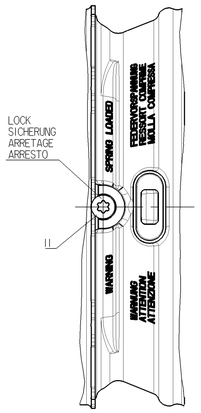

X

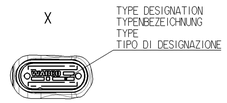

* OPEN BREATHER HOLE / OFFEN ATMUNGSBOHRUNGO / OUVERT TROU RENIFLEUR / APERTO FORO RESPIRATORE

** DEFLECTION : / AUSLENKUNG : / DEFLEXION : / DEVIAZIONE : max.6° AT STROKE / BEI HUB / A COURSE / A CORSA 0 mm

DELIVERY / ANLIEFERUNG / LIVRAISON / FORNITURA

[X] RELEASE POSITION / LOESESTELLUNG / POSITION DE DESSERRAGE / POSIZIONE DI RILASCIO

[ ] DRIVING POSITION / FAHRTSTELLUNG / POSITION DE MARCHE / POSIZIONE DI MARCIA

AL ADHESIVE LABEL / KLEBESCHILD / ETIQUETTE AUTOCOLLANTE / ETICHETTA AUTOADESIVA

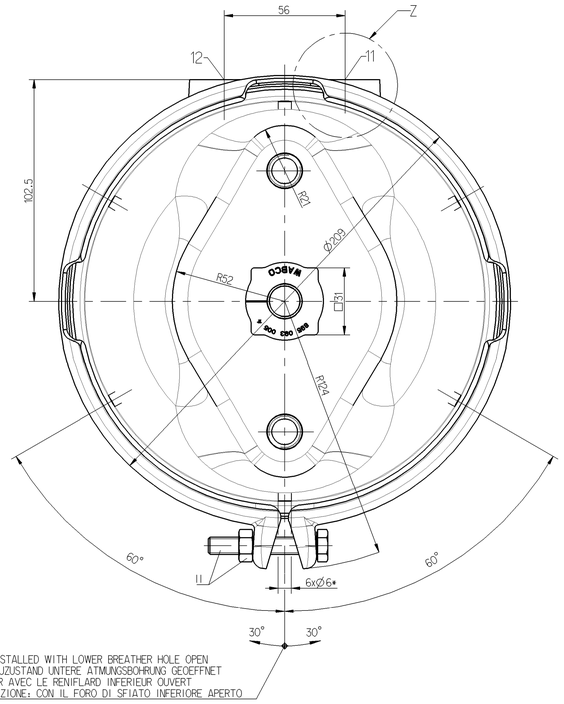

TO BE INSTALLED WITH LOWER BREATHER HOLE OPEN
IM EINBAUZUSTAND UNTERE ATMUNGSBOHRUNG GEOEFFNET
A MONTER AVEC LE RENIFLARD INFERIEUR OUVERT
INSTALLAZIONE: CON IL FORO DI SFIATO INFERIORE APERTO

DRIVING POSITION, TIGHTENING WITH : / FAHRTSTELLUNG, ANZIEHEN MIT : / POSITION DE CONDUITE, SERRAGE AVEC : / POSIZIONE DI MARCIA, SERRAGGIO CON : M=25$^{+5}_{-5}$Nm

RELEASE POSITION, RELEASING WITH : / LOESESTELLUNG, LOESEN MIT : / POSITION DE DESSERRAGE, DESSERRAGE AVEC : / POSIZIONE DI RILASCIO, DISSERRAGGIO : M=max.80Nm

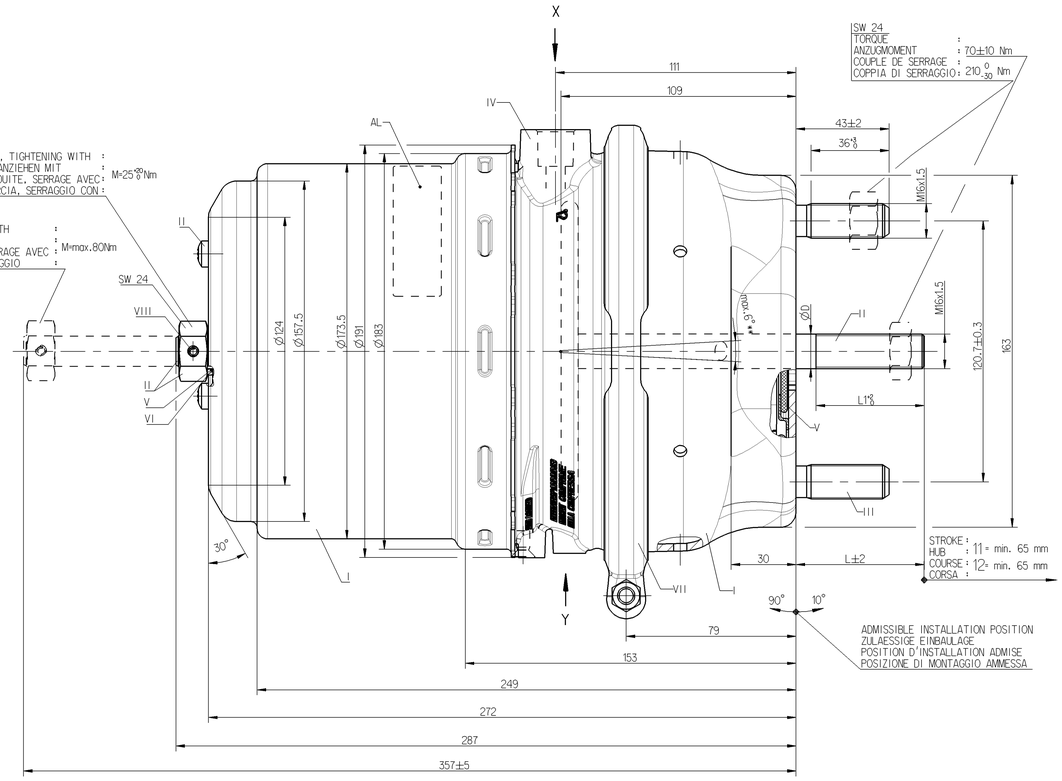

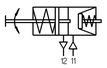

VARIANT
ABWANDLUNG
VARIANTE
VARIANTE

925 492 090 0	925 492 091 0

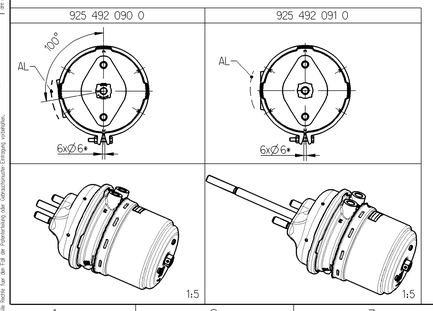

MAIN VIEWS REFER TO DIMENSIONS ONLY
HAUPTANSICHTEN BEZIEHEN SICH NUR AUF DIE ABMESSUNGEN
VUES PRINCIPALES CONCERNENT LES DIMENSIONS SEULEMENT
VISITE PRINSIPALI RIGUARDANO DIMENSIONI SOLAMENTE

POSITION OF COMPONENTS SEE REPRESENTATION OF VARIANTS
POSITION DER BAUTEILE SIEHE ABWANDLUNGSDARSTELLUNGEN
POSITION DES COMOSANTS VOIR DESSIN DE LA VARIANTE
POSIZIONE DELLE COMPONENTI VERDERE DISEGNO DI VARIANTE

925 492 091 0	S49U0-E0J30	235	70	18	10.2
925 492 090 0	S49U0-E0J20	59	50	16	9.8
WABCO	HINO CUSTOMER'S NO. KUNDEN-NR. NO. CLIENT NO. CLIENTE	L [mm]	L1 [mm]	D [mm]	MASS GEWICHT MASSE MASSA [kg]
IDENTIFICATION					

General Specification: JED-334-0
Further Technical Data:
Doc. Code: Sheet: To
General Tolerances JED-261

Class 1)	Range of Nominal Dimensions (in mm) ≤ 50	> 50 ≤ 180	> 180 ≤ 400	> 400	∢
Fine	0.5	1.0	1.5	2.0	
Medium X	1.0	2.0	3.0	4.0	±3°
Coarse	2.0	3.5	5.0	6.5	

Tapped Holes acc. ISO-7-1
1) Tolerance Class Applied Crossmarked

Copyright WABCO®

	Date	Signature
Drawn	2011-07-27	Mojewski
Checked	2011-07-29	Stefaniak
Expert	Szczupiak	

WABCO
TRISTOP®-CYLINDER 30/24
TRISTOP®-ZYLINDER
CYLINDRE-TRISTOP®
CILINDRO-TRISTOP®

Meas.	Scale	Material No.	Date of first issue: 2011-07-29
KG	1:1 (1:5)	925 492 099 0	Doc.Code 053, Language ML, Sheet 1/1
Size A 0	CAD System Pro/E	ECN-No. - Revision - Techn. Regs. 5380	Replacement for -

DIN EN ISO 7200