SURFACE PROTECT. OBERFL. SCHUTZ	
I	JED-240-3
II	JED-256-1
III	JED-371
IV	AL , JED-259
V	PLASTIC / RUBBER
VI	MS
VII	JED-240-2
VIII	JED-378-4

TECHNICAL DATA
TECHNISCHE DATEN

IX	
X	
XI	

MEDIUM : AIR
MEDIUM : LUFT
FLUIDE : AIR
FLUIDO : ARIA

NOMINAL DIAMETER :
NENNWEITE : MIN Ø8.5
DIAMETRE NOMINAL :
DIAMETRO NOMINALE :

SW WIDTH ACROSS FLATS
SCHLUESSELWEITE
SURPLATS
LARGHEZZA IN CHIAVE

DELIVERY
ANLIEFERUNG
LIVRAISON
FORNITURA

RELEASE POSITION
[X] LOESESTELLUNG
POSITION DE DESSERRAGE
POSIZIONE DI RILASCIO

DRIVING POSITION
[ ] FAHRTSTELLUNG
POSITION DE MARCHE
POSIZIONE DI MARCIA

THERMAL RANGE OF APPLICATION :
THERMISCHER ANWENDUNGSBEREICH: -40°C...+80°C
GAMME D'APPLICATION THERMIQUE:
CAMPO DI APPLICAZIONE TERMICA:

PORT : 11
ANSCHLUSS : 11
ORIFICE :
ORIFIZIO :

SERVICE BRAKING SYSTEM. WORKING PRESSURE
BETRIEBSBREMSANLAGE. BETRIEBSDRUCK
DISPOSITIF DE FREINAGE DE SERVICE. PRESSION D'UTILISATION
DISPOSITIVO DI FRENATURA DI SERVIZIO. PRESSIONE DI ESERCIZIO

: Pe max. = 10.2 bar

(TEMPORARILY
(KURZZEITIG
(DE COURTE DUREE
(BREVE TEMPO SOLO

: Pe max. = 13 bar)

PORT : 12
ANSCHLUSS : 12
ORIFICE :
ORIFIZIO :

SPRING BRAKE CYLINDER. WORKING PRESSURE
FEDERSPEICHERZYLINDER. BETRIEBSDRUCK
CYLINDRE A RESSORT. PRESSION D'UTILISATION
CILINDRO A MOLLA. PRESSIONE DI ESERCIZIO

: Pe max. = 8.5 bar

(TEMPORARILY
(KURZZEITIG
(DE COURTE DUREE
(BREVE TEMPO SOLO

: Pe max. = 11 bar)

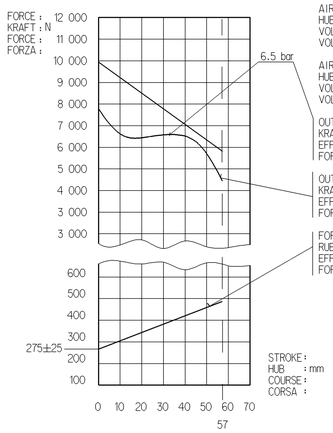

AIR VOLUME OF SERVICE BRAKE PART AT 2/3 OF ITS STROKE : ca. 0.54x10³ cm³
HUBVOLUMEN DES BETRIEBSBREMSTEILES BEI 2/3 HUB
VOLUME D'AIR DU DISPOSITIF DU FREIN DE SERVICE A 2/3 DE LA COURSE
VOLUME D'ARIA DELLA SEZIONE DI FRENO DI SERVIZIO A 2/3 DELLA CORSA

AIR VOLUME OF SPRING BRAKE PART : ca. 1.25x10³ cm³
HUBVOLUMEN DES FEDERSPEICHERS
VOLUME D'AIR DU DISPOSITIF RESSORT
VOLUME D'ARIA DELLA SEZIONE A MOLLA

OUTPUT FORCE OF SERVICE BRAKE PART AT
KRAFTABGABE DES BETRIEBSBRAMSTEILES BEI
EFFORT DE POUSSEE DU DISPOSITIF DU FREIN DE SERVICE SOUS
FORZA DI SPINTA DELLA SEZIONE DI FRENO DI SERVIZIO PER

OUTPUT FORCE OF SPRING BRAKE PART. RELEASE PRESSURE : pe 5.1 ±0.3 bar
KRAFTABGABE DES FEDERSPEICHERS. LOESEDRUCK
EFFORT DE POUSSEE DU DISPOSITIF RESSORT. PRESSION DE DESSERRAGE
FORZA DI SPINTA DELLA SEZIONE A MOLLA. PRESSIONE DI RILASCIO

FORCE OF RETURN SPRING OF SERVICE BRAKE PART
RUECKSTELLFEDERKRAFT DES BETRIEBSBREMSTEILES
EFFORT DU RESSORT DE RAPPEL DU DISPOSITIF DU FREIN DE SERVICE
FORZA DELLA MOLLA DI RITORNO DELLA SEZIONE DI FRENO DI SERVIZIO

Y

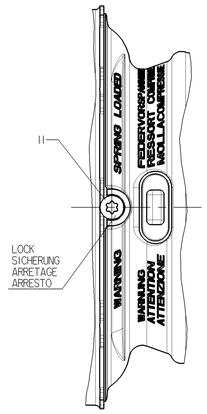

X

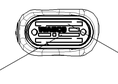

TYPE DESIGNATION
TYPENBEZEICHNUNG
TYPE
TIPO DI DESIGNAZIONE

CUSTOMER'S No
KUNDEN-NR.
NO. CLIENT
NO. CLIENTE

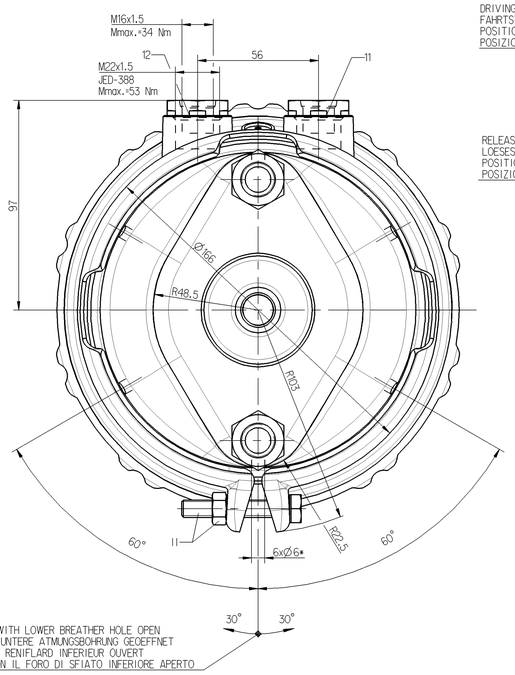

* OPEN BREATHER HOLE
OFFEN ATMUNGSBOHRUNG
OUVERT TROU RENIFLEUR
APERTO FORO RESPIRATORE

** DEFLECTION : max.6° AT STROKE
AUSLENKUNG : BEI HUB 0 mm
DEFLEXION : A COURSE
DEVIAZIONE : A CORSA

TO BE INSTALLED WITH LOWER BREATHER HOLE OPEN
IM EINBAUZUSTAND UNTERE ATMUNGSBOHRUNG GEOEFFNET
A MONTER AVEC LE RENIFLARD INFERIEUR OUVERT
INSTALLAZIONE: CON IL FORO DI SFIATO INFERIORE APERTO

DRIVING POSITION, TIGHTENING WITH : M=25 +20 0 Nm
FAHRTSTELLUNG, ANZIEHEN MIT
POSITION DE CONDUITE. SERRAGE AVEC :
POSIZIONE DI MARCIA. SERRAGGIO CON :

RELEASE POSITION RELEASING WITH : M=max.80Nm
LOESESTELLUNG, LOSEN MIT
POSITION DE DESSERRAGE, DESSERRAGE AVEC :
POSIZIONE DI RILASCIO, DISSERRAGGIO

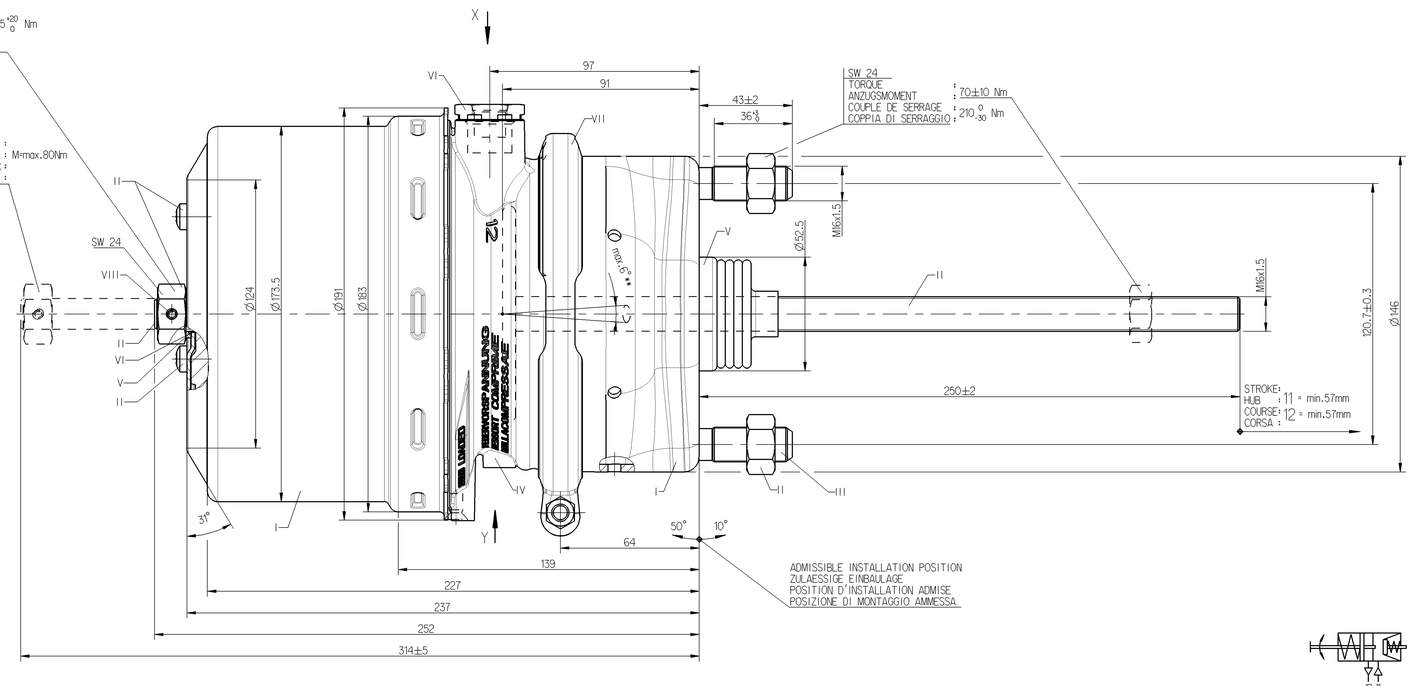

VARIANT
ABWANDLUNG
VARIANTE
VARIANTE

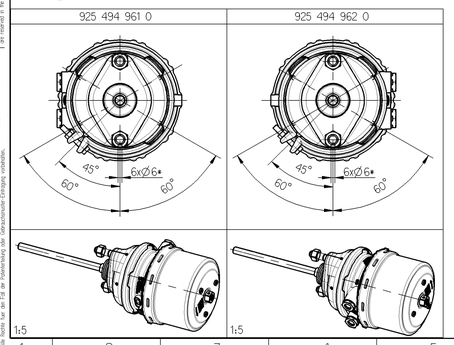

MAIN VIEWS REFER TO DIMENSIONS ONLY
HAUPTANSICHTEN BEZIEHEN SICH NUR AUF DIE ABMESSUNGEN
VUES PRINCIPALES CONCERNENT LES DIMENSIONS SEULEMENT
VISITE PRINSIPALI RIGUARDANO DIMENSIONI SOLAMENTE

POSITION OF COMPONENTS SEE REPRESENTATION OF VARIANTS
POSITION DER BAUTEILE SIEHE ABWANDLUNGSDARSTELLUNGEN
POSITION DES COMPOSANTS VOIR DESSIN DE LA VARIANTE
POSIZIONE DELLE COMPONENTI VERDERE DISEGNO DI VARIANTE

925 494 962 0	8.3	
925 494 961 0	8.3	
WABCO	MASS GEWICHT MASSE MASSA [kg]	
IDENTIFICATION		

General Specification: JED-334-0 , Size ISO 14405-1 E
Further Technical Data:
Doc. Code: Sheet: To

General Tolerances JED-251

Class 1)	Range of Nominal Dimensions (in mm)				
	≥ 30	> 30 ≤ 180	> 180 ≤ 400	> 400	
Fine	0.5	1.0	1.5	2.0	±1°
Medium X	1.0	2.0	3.0	4.0	±3°
Coarse	2.0	3.5	5.0	6.5	

Tapped Holes acc. JED-152; JED-389
1) Tolerance Class Applied Crossmarked

Copyright WABCO®

Date	Signature	
Drawn 2012-11-09	Pawlowski	
Checked 2012-11-12	Szuberski	
Expert Szczepik		

WABCO

TRISTOP®-CYLINDER
TRISTOP®-ZYLINDER
CYLINDRE-TRISTOP®
CYLINDRO-TRISTOP®

16/24

Mass	Scale	Material No.	Date of first issue: 2012-11-12
- kg	1:1 (1:5)	925 494 019 0	Doc.Code 053 / Language ML / Sheet 1/1
Size A 0	CAD System Pro/E		

ECN-No. - | Revision - | Techn. Recp. 5380 | Replacement for -

Die Weitergabe sowie Vervielfältigung dieser Unterlage, Verwertung und Mitteilung ihres Inhalts sind verboten, soweit nicht ausdrücklich zugestanden. Zuwiderhandlungen verpflichten zu Schadenersatz. Alle Rechte für den Fall der Patenterteilung oder Gebrauchsmustereintragung vorbehalten.
Reproduction and distribution of this document as well as utilization and communication of its contents are forbidden, unless expressly authorized. Offenders will be held liable for damages. All rights are reserved in the event of the grant of a patent or the registration of a utility model.
Riproduzione e distribuzione di questo documento, uso e comunicazione del suo contenuto sono proibiti, salvo espressa autorizzazione. Le violazioni comportano il risarcimento dei danni. Tutti i diritti sono riservati in caso di concessione di un brevetto o di registrazione di un modello di utilità.