SURFACE PROTECT. OBERFL. SCHUTZ	
I	JED-240-3
II	JED-256-1
III	JED-371
IV	AL , JED-259
V	GUMMI / KUNSTSTOFF
VI	MS
VII	JED-240-2

TECHNICAL DATA TECHNISCHE DATEN	
VIII	
IX	
X	

MEDIUM : AIR
MEDIUM : LUFT
FLUIDE : AIR
FLUIDO : ARIA

NOMINAL DIAMETER :
NENNWEITE : MIN Ø8.5
DIAMETRE NOMINAL :
DIAMETRO NOMINALE :

SW WIDTH ACROSS FLATS
SCHLUESSELWEITE
SURPLATS
LAGHEZZA IN CHIAVE

THERMAL RANGE OF APPLICATION :
THERMISCHER ANWENDUNGSBEREICH : -40°C...+80°C
BAMME D'APPLICATION TERMIQUE :
CAMPO DI APPLICAZIONE TERMICA :

PORT : ANSCHLUSS : ORIFICE : ORIFIZIO :	11	SERVICE BRAKING SYSTEM, WORKING PRESSURE : BETRIEBSBREMSANLAGE, BETRIEBSDRUCK : DISPOSITIF DE FREINAGE DE SERVICE, PRESSION D'UTILISATION : DISPOSITIVO DI FRENATURA DI SERVIZIO, PRESSIONE DI ESERCIZIO :	Pe max. = 10.2 bar	(TEMPORARILY : (KURZZEITIG : (DE COURTE DUREE : (BREVE TEMPO SOLO : Pe max. = 13 bar)
PORT : ANSCHLUSS : ORIFICE : ORIFIZIO :	12	SPRING BRAKE CYLINDER, WORKING PRESSURE : FEDERSPEICHERZYLINDER, BETRIEBSDRUCK : CYLINDRE A RESSORT, PRESSION D'UTILISTION : CILINDRO A MOLLA, PRESSIONE DI ESERCIZIO :	Pe max. = 8.5 bar	(TEMPORARILY : (KURZZEITIG : (DE COURTE DUREE : (BREVE TEMPO SOLO : Pe max. = 11 bar)

MAIN VIEWS REFER TO DIMENSIONS ONLY
HAUPTANSICHTEN BEZIEHEN SICH NUR AUF DIE ABMESSUNGEN
VUES PRINCIPALES CONCERNENT LES DIMENSIONS SEULEMENT
VISITE PRINSIPALI RIGUARDANO DIMENSIONI SOLAMENTE

POSITION OF COMPONENTS SEE REPRESENTATION OF VARIATIONS
POSITION DER BAUTEILE SIEHE ABWANDLUNGSDARSTELLUNGEN
POSITION DES COMOSANTS VOIR DESSIN DE LA VARINATE
POSIZIONE DELLE COMPONENTI VERDERE DISEGNO DI VARIANTE

14 H11 +0.05 0.000

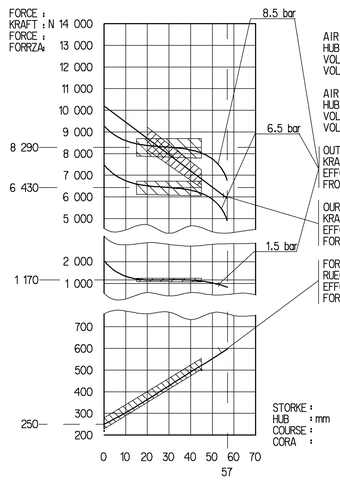

AIR VOLUME OF SERVICE BRAKE PAT AT 2/3 OF STORKE : ca. 0.54 x10³ cm³
HUBVOLUMEN DES BETRIEBSBREMSTEILES BEI 2/3 HUB
VOLUME D'AIR DU DISPOSITIF DU FREIN DE SERVICE A 2/3 DE LA COURSE
VOLUME D'ARIA DELLA SEZIONE A MOLLA

AIR VOLUME OF SPRING BRAKE PART : ca. 1.25x10³ cm³
HUBVOLUMEN DES FEDERSPEICHERS
VOLUME D'AIR DU DISPOSITIF RESSORT
VOLUME D'ARIA DELLA SEZIONE A MOLLA

OUTPUT FORCE OF SERVICE BRAKE PART AT
KRAFTABGABE DES BETRIEBSBRAMSTEILES BEI
EFFORT DE POUSSEE DU DISPOSTIF DU FREIN DE SERVICE SOUS
FROZA DI SOINA DELLA SEZIONE DI FRENO DI SERVIZIO PER

OURPUT FORCE OF SPRING BRAKE PART RELEASE PRESSURE : pe 5.1 ±0.3 bar
KRAFTABGABE DES FEDERSPEICHERS, LOESEDRUCK
EFFORT DE POUSSEE DU SPOSITF RESSORT. PRESSION DE DESSERPRAGE
FORZA DI SPINIA DELLA SEZIONE A MOLLA, PRESSIONE DI RILASCIO

FORCE OF RETURN SPRING OF SERVICE BRAKE PART
RUECKSTELLKRAFT DES BETRIEBSBREMSTEILES
EFFORT DU RESSORT DE RAPPEL DU DISPOSTIF DU FREIN DE SERVICE
FORZA DELLA MOLLA DI RITORNO DELLA SEZIONE DI FRENO DI SERVIZIO

* OPEN BREATHER HOLE
OFFEN ATMUNGSBOHRUNG
OUVERT TROU RENIFLEUR
APERTO FORO RESPIRATORE

** DEFLECTION : AUSLENKUNG : DEFLEXION : DEVIAZIONE : 6° AT STROKE BEI HUB A COURSE A CORSA 0 MM

DELIVERY
ANLIEFERUNG
LIVRAISON
FORNITURA

[X] RELEASE POSITION
LOESESTELLUNG
POSITION DE DESSERRAGE
POSIZIONE DI RILASCIO

[ ] DRIVING POSITION
FAHRTSTELLUNG
POSITION DE MARCHE
POSIZIONE DI MARCIA

VARINAT
ABWANDLUNG
VARIANTE
VARIANTE

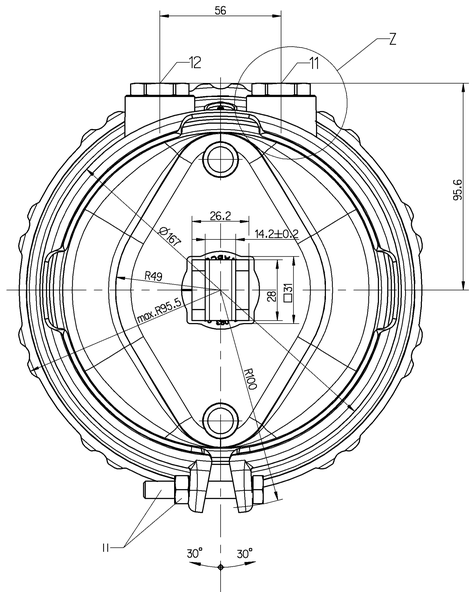

TO BE INSTALLED WITH LOWER BREATHER HOLE OPEN
IM EINBAUZUSTAND UNTERE ATMUNGSBOHRUNG OFFEN
A MONTER AVEC LE RENIFLARD INFERIEUR OUVERT
INSTALLAZIONE: CON IL FORDO DI SFIATO INFERIORE APERTO

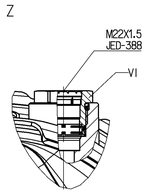

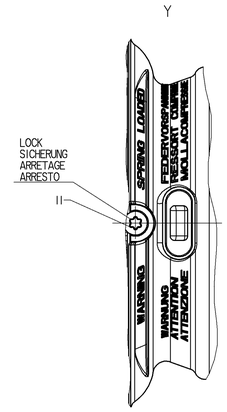

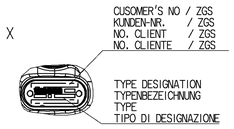

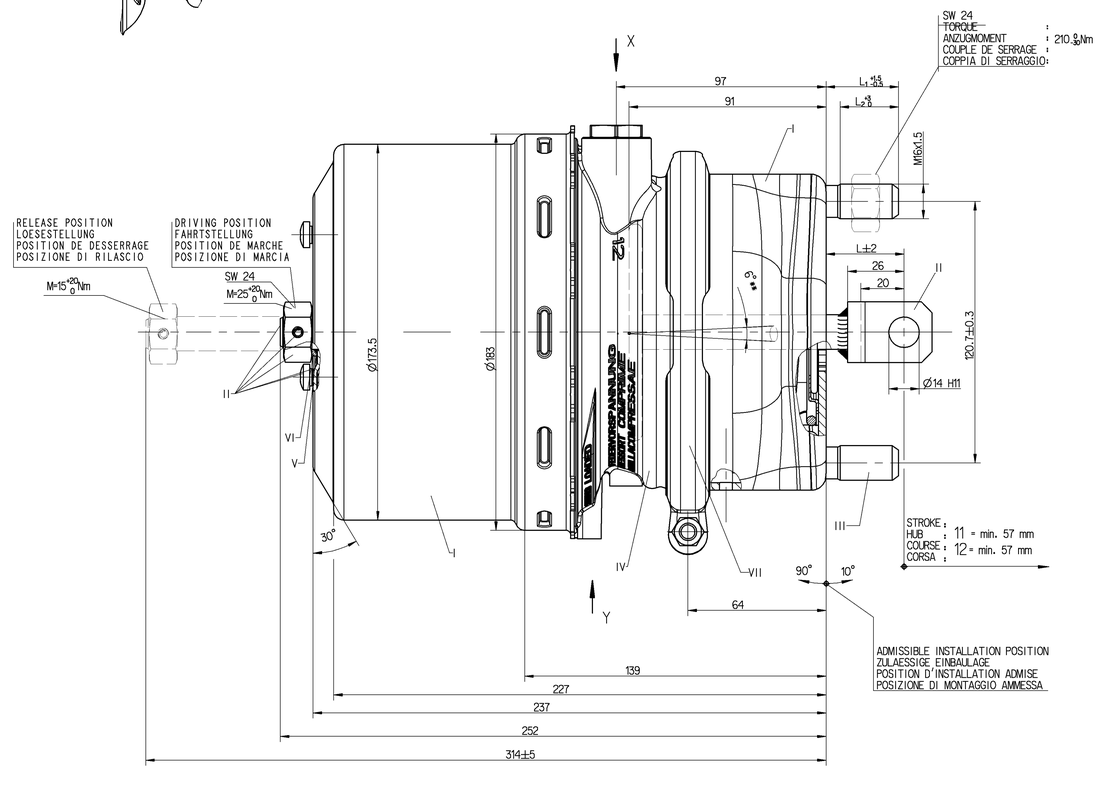

925 494 910 0

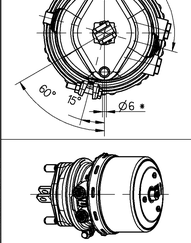

925 494 911 0

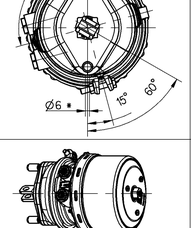

925 494 911 0	A 019 420 88 18 Ⓑ	re			16/24			~8.2	37	33	27	
925 494 910 0	A 019 420 87 18 Ⓑ	li			16/24			~8.2	37	33	27	
WABCO IDENTIFICATION	CUSTOMER'S NO. KUNDEN-NR. No. CLIENT No. CLIENTE	AUSFUEHRUNG	ZGS	CAD	TYPE TYP TYPE TIPO	YOKE GABELKOPF CHAPE FORCELLA	SUPPORT HALTER SUPPORT SUPPORTO	MASS GEWICHT MASSE MASSA (kg)	L	L1	L2	

GENERAL SPECIFICATION: JED-334-0																							
FURTHER TECHNICAL DATA:																							
DOC. CODE:									SHEET:		TO												
GENERAL TOLERANCES																							
		RANGE OF NOMINAL DIMENSIONS l (± mm)																					
CLASS 1)		≤ 50	> 50 ≤ 180	> 180 ≤ 400	> 400																		
FINE		0.5	1.0	1.5	2.0																		
MEDIUM	X	1.0	2.0	3.0	4.0	±δ°																	
COARSE		2.0	3.5	5.0	6.5																		
TAPPED HOLES ACC. ISO 4029 / JED-152									Q884423	3x9	03-11-06												
1) TOLERANCE CLASS APPLIED CROSSMARKED									Q877115	2x A	03-07-25												
									DCN NO.	REV.	DATE												

PRO/ENGINEER DRAWING COPYRIGHT		WABCO	
DATE	SIGNATURE		
DRAWN 03-05-09	LOPUSKI	TRISTOP® -CYLINDER TRISTOP®-ZYLINDER CYLINDRE-TRISTOP® CILINDRO-TRISTOP®	16/24
CHECKED 03-05-09	RISCHER		
EXPERT CODE 8 1 1 0			
MASS	SCALE 1:1	PRODUCT IDENTIFICATION NO. 925 494 919 0	DOC. CODE 653 / SHEET 1/1
SIZE A 0	TRI 037	FUNCTION CODE / SHAPE CODE / PRODUCT TYPE	REPLACEMENT FOR

Dw: 925494919_653
M: 925494919_A0