EXTERNAL SURFACE AEUSSERE OBERFLAECHE SURFACE EXTERIEURE SUPERFICIE ESTERNA ©	
I	JED-259
II	JED-256-4
III	JED-471 BLACK/SCHWARZ NOIR/NERO
IV	JED-CLASS KLASSE 25

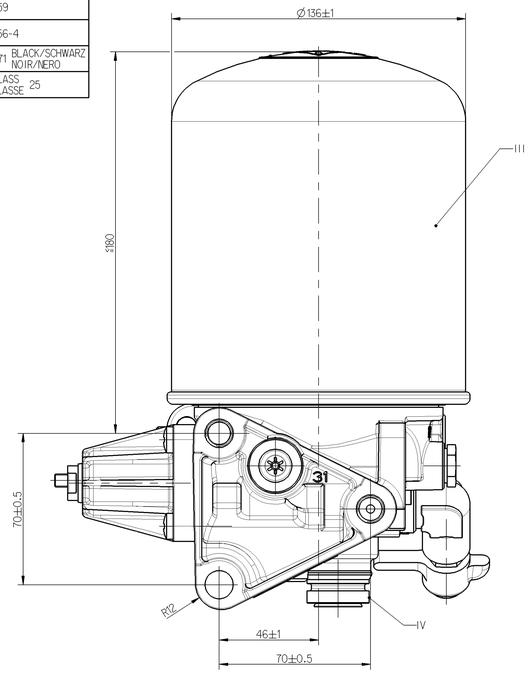

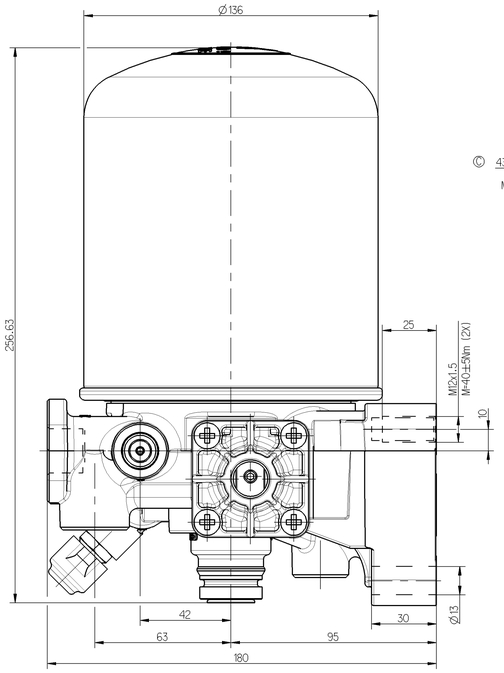

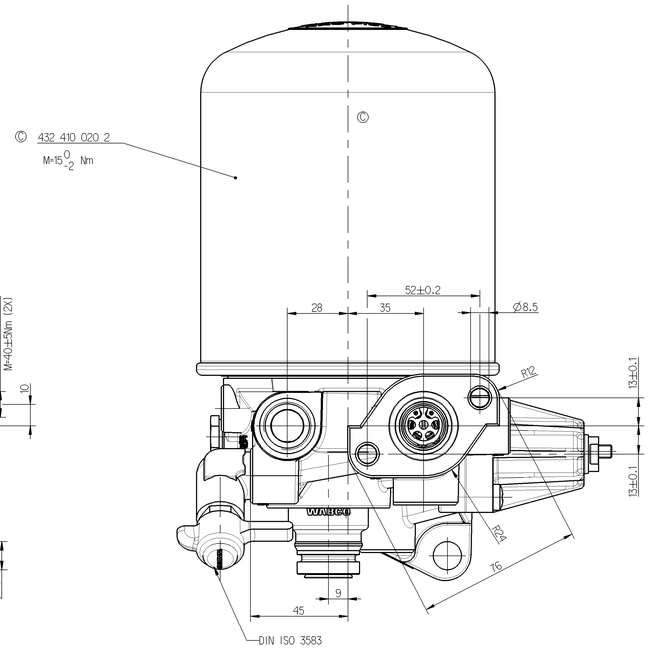

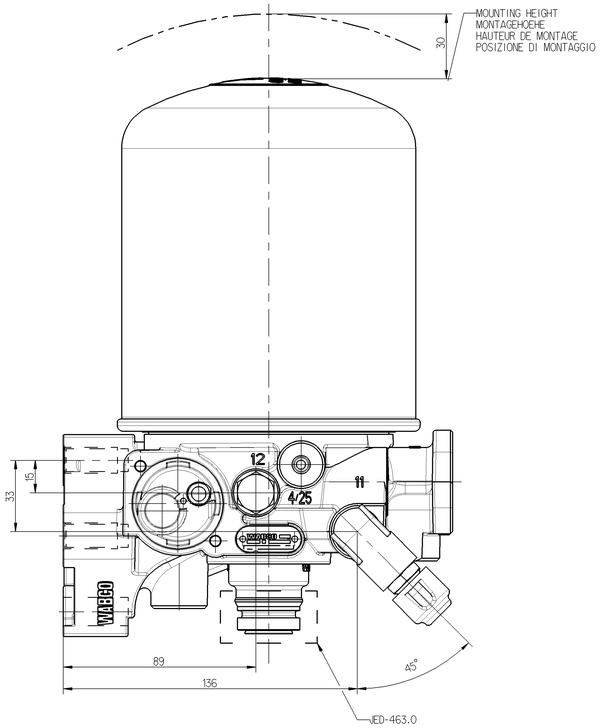

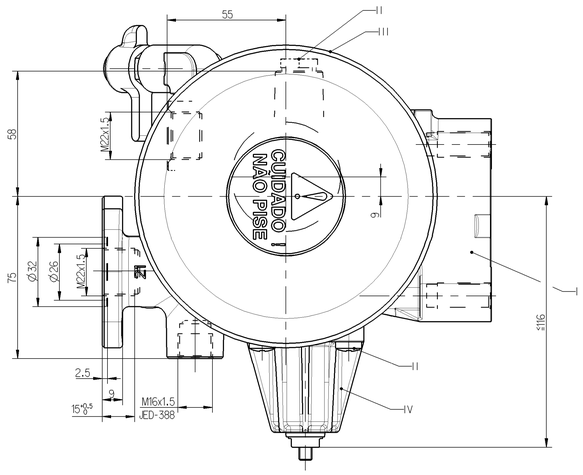

TECNICAL DATA, TECHNISCHE DATEN, CARACTERISTIQUES TECHNIQUES, CARATTERISTICHE TECNICHE

THERMAL RANGE OF CONTINUOUS APPLICATION THERMISCHER DAUERANWENDUNGSBEREICH PLAGE DE TEMPERATURE EN UTILISATION CONTINUE[1] COMPO DI APPLICAZIONE CONTINUA	-40°C...+65°C	COMBINED UNLOADER: DRUCKREGLER: REGULATEUR DE PRESSION: GRUPPO DI REGULAZIONE:	
RESISTANCE TO HEAT WAERMEBESTAENDIGKEIT RESISTANCE A LA CHALEUR[1] RESISTANZA AL CALORE	MAX. +80°C	CUT OUT PRESSURE: ABSCHALTDRUCK: PRESSION D'OUVERTURE: PRESSIONE D'APERATURA:	10±0.2bar
MEDIUM: COMPRESSED AIR MEDIUM: DRUCKLUFT FLUIDE: AIR COMPRIME FLUIDO: ARIA COMPRESSA		OPERATING RANGE: SCHALTSPANNE: PLAGE DE REGULATION: GAMME DI REGULAZIONE:	$0.7^{+0.6}_{0}$ bar
WORKING PRESSURE BETRIEBSDRUCK PRESSION DE SERVICE[2] PRESSIONE D'ESERCIZIO	p_eMAX. = 13bar	SECURITY VALVE: SICHERHEITSVENTIL: SOUPAPE DE SECURITE: VALVOLA DI SICUREZZA:	
MAX.PERMISSIBLEFREQUENCY MAX. ZULAESSIGE FREQUENZ MAX. ADMISSIBLE FREQUENCE[1] MAX. AMMISSIBLE FREQUENZA	50 Hz	OPENING PRESSURE: OEFFNUNGSDRUCK: PRESSION D'OUVERTURE: PRESSIONE D'APERTURA:	$14.5\ ^{+2.5}_{0}$ bar
MAX. PERMISSIBLE ACELERATION MAX. ZULAESSIGE BESCHLEUNIGUNG ACCELERATION MAX. ADMISSIBLE : ACCELERAZIONE MAX. AMMESSA	±15xg		
INSTALLATION POSITION AS DRAWN CINBAULAGE WIE GEZEICHNET POSITION D' INSTALIATION SUTVANT DESSIN POSIZIONE DI MONTAGGIO COME DISEGNATO			

11 FROM THE COMPRESSOR
VOM KOMPRESSOR
PROVENANT DU COMPRESSEUR
PROVENIENTE DEL COMPRESSORE

12 EXTERNAL FILLING
FREMDBEFUELLUNG
ALIMENTATION DE L'EXTERIEUR
ALIMENTAZIONE SEPARATA

21 TO PROTECTION VALVE
ZUM SCHUTZVENTIL
AU VALVE DE PROTECTION
A VALVOLA DI PROTEZIONE

22 TO RESERVOIR FOR REGENERATION AIR
ZUM REGENERATIONS-LUFTBEHAELTER
AU RESERVOIR D'AIR DE REGENERATION
AL SERBATOII PER L'ARIA RIGENERATA

23 TIRE INFLATION DEVICE
REIFENFUELLANSCHLUSS
PRISE POUR GONFLAGE PNEU
PRESA PER GONFIAGGIO PNEUM.

24 TO AIR SUSPENSION RESERVOIR
ZUM LUFTFEDERBEHAELTER
AU RESERVOIR DE LA SUSPENSION PNEUMATIQUE
A SERBATOIO DELLA SOSPENSIONE PNEUMATICA.

3 EXHAUST FOR COMPRESSOR IDLING
ENTLUEFTUNG BEI KOMPRESSOR-LEERLAUF
ECHAPPEMENT POUR MARCHE A VIDE DU COMPRESSEUR
SCARICO PER MARCIA A FOLLE DEL COMPRESSORE

31 EXHAUST OF THE SAFETY VALVE
ENTLUEFTUNG DES SICHERHEITSVENTILES
ACHAPPEMENT DE LA SOUPAPE DE SECURITE
SCARICO DELLA VALVOLA DI SICUREZZA

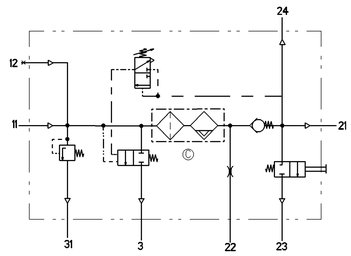

Die Weitergabe sowie die Vervielfältigung dieser Unterlage, Verwertung und Mitteilung ihres Inhalts sind untersagt soweit nicht ausdrücklich gestattet. Zuwiderhandlungen verpflichten zu Schadenersatz. Alle Rechte für den Fall der Patenterteilung oder GebrauchsmusterEintragung vorbehalten.
Ceste a ne sera pas remise à des tiers et ne sera pas utilisée ou communiquée à des tiers sans notre autorisation écrite. Les contrevenants seront tenus à réparation. Tous droits réservés en cas de délivrance d'un brevet ou d'enregistrement d'un modèle d'utilité.
Copia e l'uso di questo documento non sono ammessi se non espressamente autorizzati. Le violazioni comportano il risarcimento dei danni. Tutti i diritti sono riservati in caso di rilascio di un brevetto o di registrazione di un modello di utilità.
Reproduction and distribution of this document or any part of it may not be made without our consent. Violators are liable for damages. All rights are reserved in the event of a patent or utility model registration.
Copyright © WABCO

General Specification: JED-334-0 , Size ISO 14405-1 E							
Further Technical Data:							
Doc.-Code:				Sheet:	To		
General Tolerances JED-261							
		Range of Nominal Dimensions (in mm)					
Class	11	≤ 50	> 50 ≤ 180	> 180 ≤ 400	> 400		
Fine		0.5	1.0	1.5	2.0		
Medium	X	1.0	2.0	3.0	4.0	±3°	
Coarse		2.0	3.5	5.0	6.5		
Tapped Holes acc.:							
11 Tolerance Class Applied Crossmarked							

Copyright WABCO®

Date	Signature
Drawn 2013-07-25	Marek
Checked 2013-07-26	Lifer
Expert Lifer	

WABCO

AIR DRYER
LUFTTROCKNER
DESSICATEUR D'AIR
ESSICATORE D'ARIA

Mass.	Scale	Material No.	Date of first issue: 2007-12-10
5.0 kg	1:1	932 400 007 0	Doc.-Code: 005 Language: ML Sheet: 1/1
Size A 0	CAD System Pro/E	ECN-No.: 160456 Revision: 4 x C Techn. Resp.: 5050	Replacement for: 884 501 943 0

100mm