EXTERNAL SURFACE AEUSSERE OBERFLAECHE SURFACE EXTERIEURE SUPERFICIE ESTERNA	
I	JED-259
II	JED-256 0-7
III	JED-471 SCHWARZ/BLACK
IV	KUNSTOFF/PLASTIC
V	JED-260

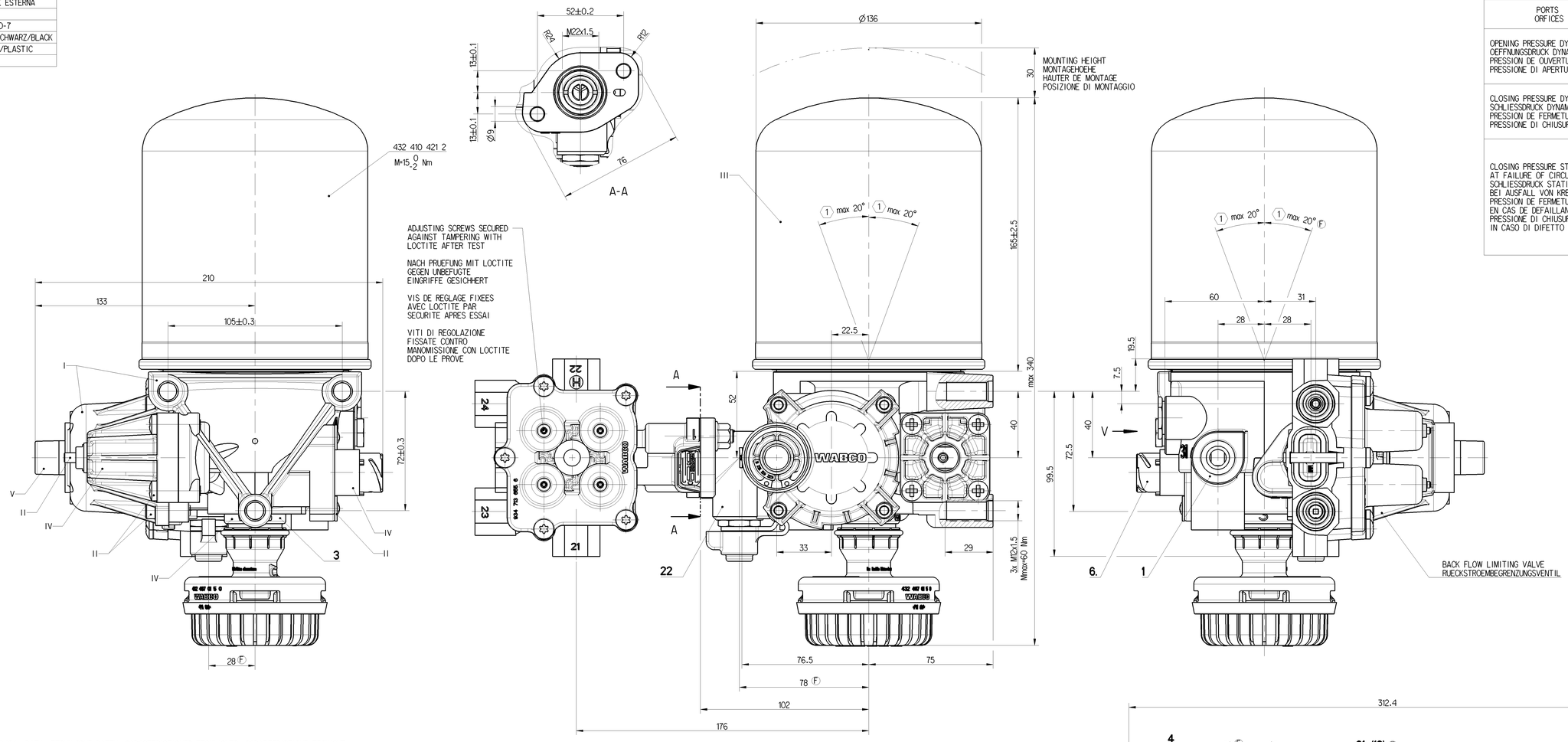

WABCO QUAD-VALVE		934 714 031 0 Ⓕ			
PORTS ORIFICES	ANSHLUESSE ATTACCHI	21	22	23	24
OPENING PRESSURE DYNAMIC OEFFNUNGSDRUCK DYNAMISCH PRESSION DE OUVERTURE DYNAM PRESSIONE DI APERTURA DINAM	BAR	6.5 0/-0.3	6.5 0/-0.3	7.5 0/-0.3	6.5 0/-0.3
CLOSING PRESSURE DYNAMIC SCHLIESSDRUCK DYNAMISCH PRESSION DE FERMETURE DYNAM PRESSIONE DI CHIUSURA DINAM	BAR	≧ 5.5			
CLOSING PRESSURE STATIC AT FAILURE OF CIRCUIT .... SCHLIESSDRUCK STATISCH BEI AUSFALL VON KREIS .... PRESSION DE FERMETURE STATIQUE EN CAS DE DEFAILLANCE DU CIRCUIT .... PRESSIONE DI CHIUSURA STATICA IN CASO DI DIFETTO DEL CIRCUITO	BAR	0	≧4.7	#	≧4.7
		≧4.7	0	≧4.7	≧4.7
		≧4.7	≧4.7	0	≧4.7
		≧4.7	≧4.7	≧4.7	0

AIR DRYER - 432 415 056 0			
PORT ANSCHLUSS ORIFICE ORIFIZIO	FUNCTION FUNCTION FONCTION FUNZIONE		THREAD GEWINDE FILETAGE FILETTAURA
1	FROM THE COMPRESSOR VOM KOMPRESSOR PROVENANT DU COMPRESSEUR PROVENIENTE DEL COMPRESSORE		M22x1.5 d=15
31 (12)	EXTERNAL FILLING FREMDBEFUELLUNG ALIMENTATION DE L'EXTERIEUR ALIMENTAZIONE SEPARATA	CLOSED VERSCHLOSSEN FERME CHIUSO	M16x1.5
(21)	TO PROTECTION VALVE ZUM SCHUTZVENTIL AU VALVE DE PROTECTION A VALVOA DI PROTEZIONE		-
22	TIRE INFLATION DEVICE REIFENFUELLANSCHLUSS PRISE POUR GONFLAGE PNEU PRESA PER GONFIAGGIO PNEUM		M16x1.5 JED-388
3	EXHAUST FOR COMPRESSED AIR ENTLUEFTUNG FUER DRUCKLUFT ECHAPPEMENT POUR AIR COMPRIME SCARICO PER AIRIA COMPRESSA		SILENCER 432 407 015 0
4	TO THE COMPRESSOR ZUM KOMPRESSOR AU COMPRESSEUR AL COMPRESSORE	CLOSED VERSCHLOSSEN FERME CHIUSO	M12x1.5 d=12
6.	HEATING HEIZUNG CHAUFFAGE RISCALDAMENTO		-

QUAD VALVE - 934 714 031 0 Ⓕ		
PORT ANSCHLUSS ORIFICE ORIFIZIO	FUNCTION FUNCTION FONCTION FUNZIONE	THREAD GEWINDE FILETAGE FILETTAURA
(1)	SUPPLY LUFTEINTRITT ALIMENTATION ALIMENTAZIONE	-
21	CIRCUIT 1 KREIS 1 CIRCUIT 1 CIRCUITO 1	M22x1.5 JED-388
22	CIRCUIT 2 KREIS 2 CIRCUIT 2 CIRCUITO 2	M22x1.5 JED-388
23	CIRCUIT 3 KREIS 3 CIRCUIT 3 CIRCUITO 3	M22x1.5 JED-388
24	CIRCUIT 4 KREIS 4 CIRCUIT 4 CIRCUITO 4	M22x1.5 JED-388

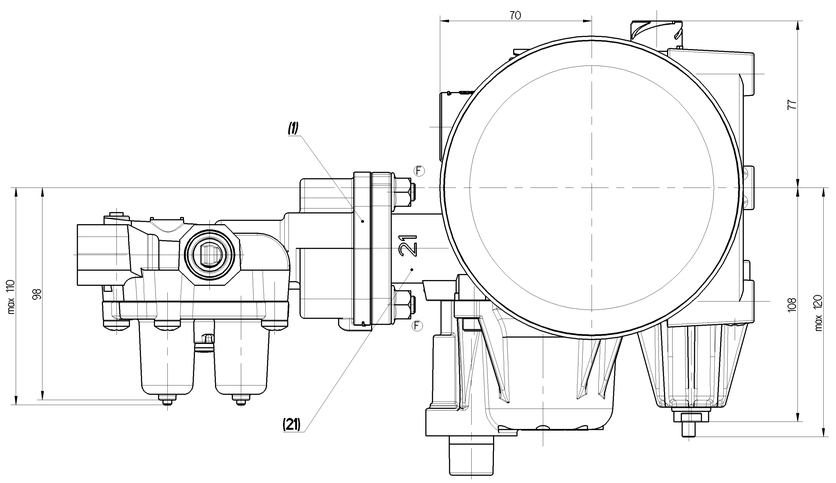

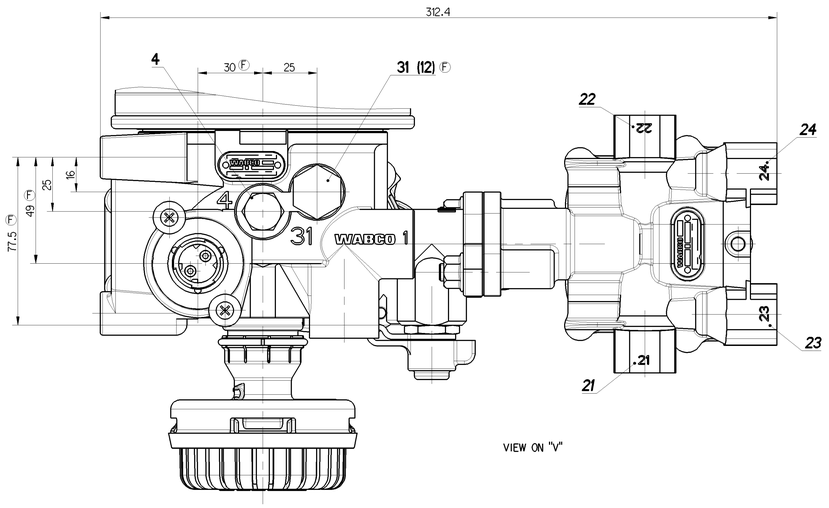

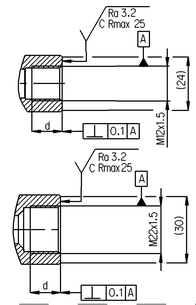

TECHNICAL DATA, TECHNISCHE DATEN, CARASTERISTIQUES TECHNIQUES, CARATTERISTICHE TECNICHE

COMBINED UNLOADER: DRUCKREGLER: REGULATEUR DE PRESSION: GRUPPO DI REGULAZIONE:	
CUT OUT PRESSURE: ABSCHALTDRUCK: PRESSION D'OUVERTURE: PRESSIONE D'APERTURA:	8.5±0.2 bar
OPERATING RANGE: SCHALTSPANNE: PLAGE DE REGULATTION: GAMME DI REGULAZZIONE:	0.7÷0.5 bar
DYNAMIC PRESSURE OF SAFETY VALVE: STAUDRUCK DES SICHERHEITSVENTILES: PRESSION DYNAMIQUE DU SOUPAPE DE SECURITE: PRESSIONE DINAMICA DELLA VALVOLA DI SICUREZZA:	10 +4 0 bar (BY Vn =100 dm³/min) Ⓕ
BACK FLOW LIMITING VALVE: RUCKSTROMBEGRENZUNGSVENTIL: VALVE DE LIMITATION DE RETOUR: VALVOLA LIMITATRICE DI RITORNO:	(0.4xOR)±0.05 bar Ⓕ
THERMAL RANGE OF CONTINUOUS APPLICATION: THERMISCHER DAUERANWENDUNGSBERREICH: PLAGE DE TEMPERATURE EN UTILISATION CONTINUE: COMPO DI APPICAZIONE CONTINUA:	-40°C... +65°C
RESISTANCE TO HEAT: WAERMEBESTAENDIGKEIT: RESISTANCE A LA CHALEUR: RESISTANZA AL CALORE:	+80°C MAX.
MEDIUM: COMPRESSED AIR MEDIUM: DRUCKLUFT FLUIDE: AIR COMPRIME FLUIDO: ARIA COMPRESSA	
WORKING PRESSURE: BETRIEBSDRUCK: PRESSION DE SERVICE: PRESSIONE D' ESERCIZIO:	Pe MAX. = 13bar
MAX. PERMISSIBLE FREQUENCY MAX. ZULAESSIGE FREQUENZ MAX. ADMISSIBLE FREQUENZE MAX. AMMISIBLE FREQUENZA	50 Hz
MAX. PERMISSIBLE ACCERELATION MAX. ZULAESSIGE BESCHLINIGUNG ACCELERATION MAX. ADMISSIBLE ACCELERAZIONE MAX. AMMESA	± 10 xg
TORQUES FOR CONNECTIONS: ANZUNGSMOMENT FUER EINSCHRAUBSTUTZEN: COUPLE DE SARRAGE DES RACCORDS COPPIA DI SERRAGGIO DEI RACCORDI:	M12x1.5: Mmax = 21 Nm M16x1.5: Mmax = 34 Nm M22x1.5: Mmax = 53 Nm
(1) INSTALLATION POSITION EINBAULAGE POSITION D'INSTALLATION POSIZIONE DI MONTAGGIO	

HEATING HEIZUNG CHAUFFAGE RISCALDAMENTO	
HEATING CUT-IN TEMPERATURE: HEIZUNG EINSCHALT-TEMPERATUR: CHAUFFAGE TEMPERATURE DE FERMETURE: RISCALDAMENTO TEMPERATURA DI CHIUSURA:	7 ±6°C
HEATING CUT-OFF TEMPERATURE: HEIZUNG AUSSCHALT-TEMPERATUR: CHAUFFAGE TEMPERATURE DE MISE: RISCALDEMENTO TEMPERATURA DI APERTURA:	29.5 ±3.0°C
BATTERY VOLTAGE: BATTERIESPANNUNG: TENSION DE BATTERIE: TENSIONE DI BATTERIA:	24 +4.8/-2.4 V DC
NOMINAL POWER: NENNLEISTUNG: PULSSBANCE NOMINAL: POTENZA NIMINALE:	100 W

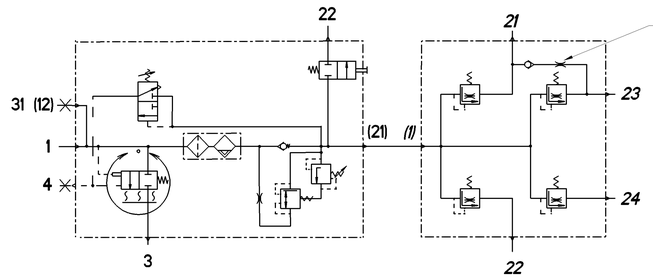

FLOW RATE = 16-35 l/min
AT P23 = 8, P21 = 0 bar
WHEN P21 DROPS TO ZERO
RETAINED P23 = 1bar MAX

DURCHFLUSSMENGE = 16-35 l/min
BEI P23 = 8, P21 = 0 bar
WENN P21 AUF NULL ABFALLT
GESICHERTER DRUCK P23 = 1bar MAX

DEBIT = 16-35 l/min
SCUS P23 = 8, P21 = 0 bar
SI P21 TOMBE A ZERO
LA PRESSION MAINTENUE A P23 = 1bar MAX

PORTATA = 16-35 l/min
PER P23 = 8, P21 = 0 bar
SE P21 CALC A ZERO
LA PRESSIONE MANTENUTA A P23 = 1bar MAX

Questo documento è proprietà di WABCO. Non riprodotto o comunicato a terzi senza nostro consenso. Vietata la riproduzione anche parziale. Questo documento è proprietà di WABCO. Non riprodotto o comunicato a terzi senza nostro consenso. Vietata la riproduzione anche parziale.
Copyright WABCO. This document and data is WABCO property and may not be copied or communicated to third parties without our consent. Copyright WABCO. This document and data is WABCO property and may not be copied or communicated to third parties without our consent.

| General Specifications: JED-334-1 , Size ISO 14405 LP | | |