PART CODE	MATERIAL	SURFACE PROTECTION
I	ALUMINIUM ALLOY	CHROMATED
II	STEEL	ZINC PLATED
III	STEEL	PAINTED
IV	PLASTIC	NO TREATMENT
V	BRASS	NO TREATMENT
VI	ZINC	PASSIVATION

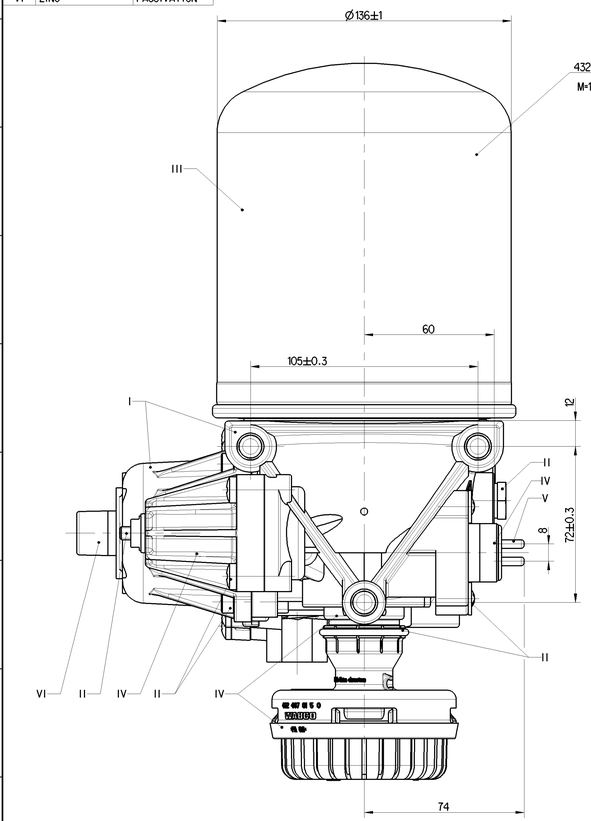

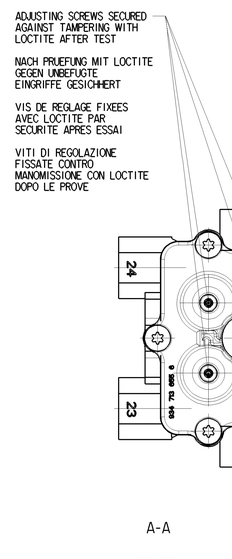

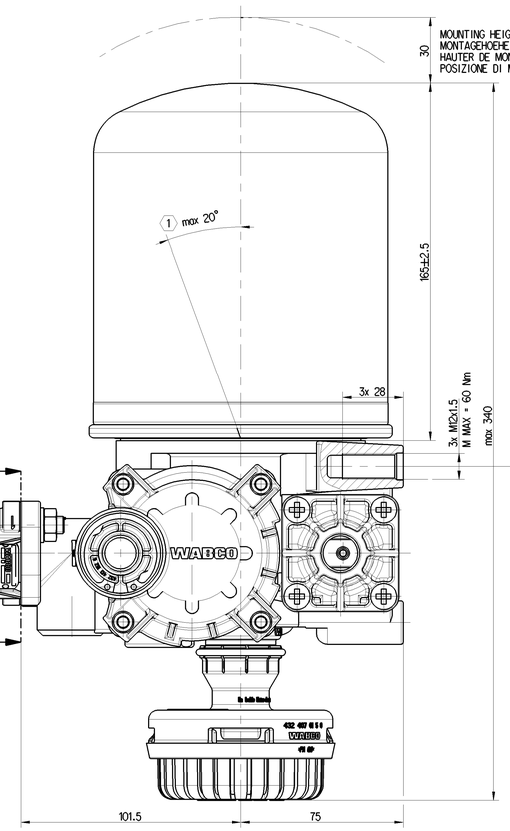

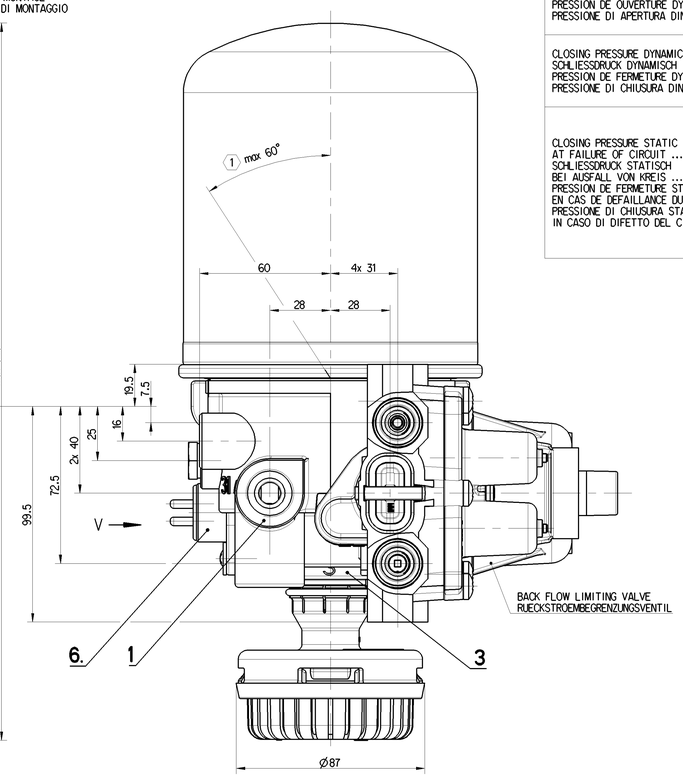

WABCO QUAD-VALVE 934 714 161 0					
PORTS ORIFICES / ANSHLUESSE ATTACCHI		21	22	23	24
OPENING PRESSURE DYNAMIC OEFFNUNGSDRUCK DYNAMISCH PRESSION DE OUVERTURE DYNAM PRESSIONE DI APERTURA DINAM	BAR	6.5$^{+0}_{-0.3}$	6.5$^{+0}_{-0.3}$	7.5$^{+0}_{-0.3}$	6.5$^{+0}_{-0.3}$
CLOSING PRESSURE DYNAMIC SCHLIESSDRUCK DYNAMISCH PRESSION DE FERMETURE DYNAM PRESSIONE DI CHIUSURA DINAM	BAR	≥ 6.0			
CLOSING PRESSURE STATIC AT FAILURE OF CIRCUIT .... SCHLIESSDRUCK STATISCH BEI AUSFALL VON KREIS .... PRESSION DE FERMETURE STATIQUE EN CAS DE DEFAILLANCE DU CIRCUIT .... PRESSIONE DI CHIUSURA STATICA IN CASO DI DIFETTO DEL CIRCUITO	BAR	0	≥ 5.0	#	≥ 5.0
		≥ 5.0	0	≥ 5.0	≥ 5.0
		≥ 5.0	≥ 5.0	0	≥ 5.0
		≥ 5.0	≥ 5.0	≥ 5.0	0

AIR DRYER 432 415 095 0		
PORT ANSCHLUSS ORIFICE ORIFIZIO	FUNCTION FUNCTION FONCTION FUNZIONE	THREAD GEWINDE FILETAGE FILETTAURA
1	FROM THE COMPRESSOR VOM KOMPRESSOR PROVENANT DU COMPRESSEUR PROVENIENTE DEL COMPRESSORE	M22x1.5 d=15
(21)	TO THE RESERVOIRS ZU DEN LUFTBEHAEL TERN AUX RESERVOIR AL SERBATOII PER	M22x1.5 d=37
3	EXHAUST FOR COMPRESSED AIR ENTLUEFTUNG FUER DRUCKLUFT ECHAPPEMENT POUR AIR COMPRIME SCARICO PER AIRIA COMPRESSA	SILENCER 432 407 015 0
4	TO THE COMPRESSOR / CLOSED ZUM KOMPRESSOR / VERSCHLOSSEN AU COMPRESSEUR / FERME AL COMPRESSORE / CHIUSO	M12x1.5 d=12
6.	HEATING HEIZUNG CHAUFFAGE RISCALDAMENTO	M27x1

QUAD VALVE 934 714 161 0		
PORT ANSCHLUSS ORIFICE ORIFIZIO	FUNCTION FUNCTION FONCTION FUNZIONE	THREAD GEWINDE FILETAGE FILETTAURA
(1)	SUPPLY LUFTEINTRITT ALIMENTATION ALIMENTAZIONE	
21	CIRCUIT 1 KREIS 1 CIRCUIT 1 CIRCUITO 1	M22x1.5 JED-388
22	CIRCUIT 2 KREIS 2 CIRCUIT 2 CIRCUITO 2	M22x1.5 JED-388
23	CIRCUIT 3 KREIS 3 CIRCUIT 3 CIRCUITO 3	M22x1.5 JED-388
24	CIRCUIT 4 KREIS 4 CIRCUIT 4 CIRCUITO 4	M22x1.5 JED-388

TECHNICAL DATA, TECHNISCHE DATEN, CARASTERISTIQUES TECHNIQUES, CARATTERISTICHE TECNICHE

COMBINED UNLOADER:
DRUCKREGLER:
REGULATEUR DE PRESSION:
GRUPPO DI REGULAZIONE:

CUT OUT PRESSURE:
ABSCHALTDRUCK: 10.8±0.2 bar
PRESSION D'OUVERTURE:
PRESSIONE D'APERTURA:

OPERATING RANGE:
SCHALTSPANNE: 0.7 +0.8/0 bar
PLAGE DE REGULATTION:
GAMMI DI REGULAZZIONE:

DYNAMIC PRESSURE OF SAFETY VALVE:
STAUDRUCK DES SICHERHEITSVENTILES: 13 $^{+4}_{0}$ bar (BY $\dot{V}$n=100dm^3/min.)
PRESSION DYNAMIQUE DU SOUPAPE DE SECURITE:
PRESSIONE DINAMICA DELLA VALVOLA DI SICUREZZA:

BACK FLOW LIMITING VALVE:
RUCKSTROMBERGENZUNGSVENTIL: (0.50 x OR)±0.05 bar
VALVE DE LIMITATION DE RETOUR:
VALVOLA LIMITATRICE DI RITRONO:

TORQUES FOR CONNECTIONS:
ANZUNGSMOMENT FUER EINSCHRAUBSTUTZEN: M12x1.5 - Mmax = 21 Nm
COUPLE DE SARRAGE DES RACCORDS: M22x1.5 - Mmax = 53 Nm
COPPIA DI SERRAGGIO DEI RACCORDI:

THERMAL RANGE OF CONTINUOUS APPLICATION:
TERMISCHER DAUERANWENDUNGSBERREICH: -40°C... +65°C
PLAGE DE TEMPERATURE EN UTILISATION CONTINUE:
COMPO DI APPICAZIONE CONTINUA:

RESISTANCE TO HEAT:
WAERMEBESTAENDIGKEIT: +80°C MAX.
RESISTANCE A LA CHALEUR:
RESISTANZA AL CALORE:

MEDIUM: COMPRESSED AIR
MEDIUM: DRUCKLUFT
FLUIDE: AIR COMPRIME
FLUIDO: ARIA COMPRESSA

WORKING PRESSURE:
BETRIEBSDRUCK: Pe MAX.+13 bar
PRESSION DE SERVICE:
PRESSIONE D' ESERCIZIO:

MAX. PREMISSIBLE FREQUENCY:
MAX. ZULAESSIGE FREQUENZ: 50Hz
MAX. ADMISSIBLE FREQUENZE:
MAX. AMMISIBLE FREQUENZA:

MAX. PREMISSIBLE ACCELERATION:
MAX. ZULAESSIGE BESCHLINIGUNG: ±10 xg
ACCELERATION MAX. ADMISSIBLE:
ACCLERAZIONE MAX. AMMESA:

HEATING
HEIZUNG
CHAUFFAGE
RISCALDAMENTO

HEATING CUT-IN TEMPERATURE:
HEIZUNG EINSCHALT-TEMPERATUR
CHAUFFAGE TEMPERATURE DE FERMETURE: 7±6°C
RISCALDAMENTO TEMPERATURA DI CHIUSURA:

HEATING CUT-OFF TEMPERATURE:
HEIZUNG AUSSCHALT-TEMPERATUR: 29.5 ±3°C
CHAUFFAGE TEMPERATURE DE MISE:
RISCALDEMENTO TEMPERATURA DI APERTURA:

BATTERY VOLTAGE:
BATTERIESPANNUNG: 24 V DC
TENSION DE BATTERIE:
TENSIONE DI BATTERIA:

NOMINAL POWER:
NENNLEISTUNG: 100 W
PUISSBANCE NOMINAL:
POTENZA NIMINALE:

POWER WITH 24V DC:
LEISTUNG BEI 24V DC: 95 0/-5W
PUISSANCE AVEC 24V DC
POTENZA CON 24V DC

INSTALLATION POSITION AS DRAWN
EINBAULAGE WIE GEZEICHNET
POSITION D' INSTALLATION SUIVANT DESSIN
POSIZIONE DI MONTAGGIO COME DISEGNATO

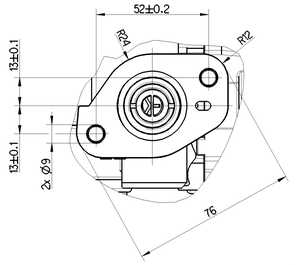

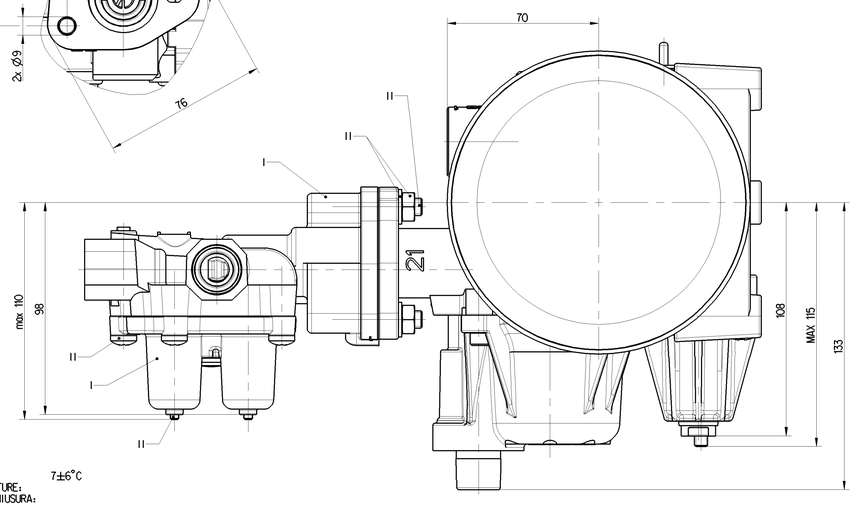

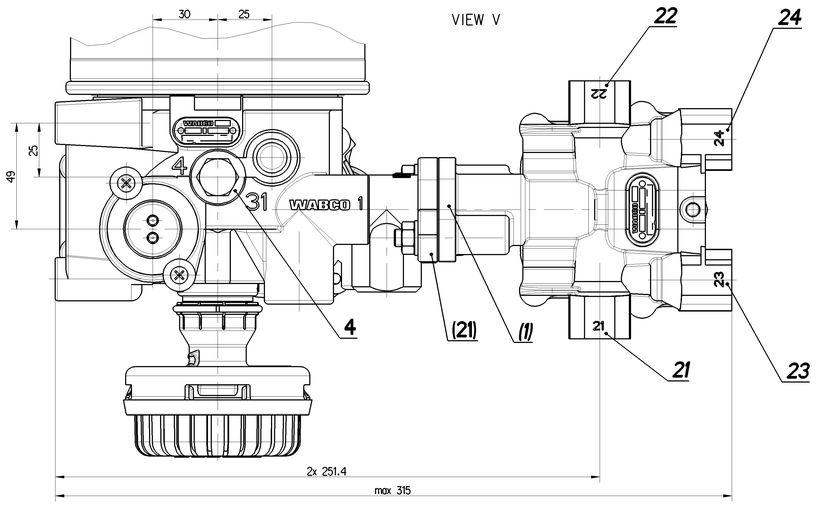

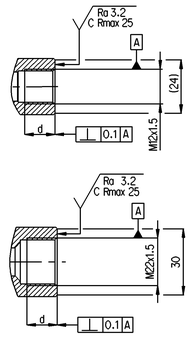

FLOW RATE = 16-35 l/min
AT P23 = 8, P21 = 0 bar
WHEN P21 DROPS TO ZERO
RETAINED P23 = 1bar MAX

DURCHFLUSSMENGE = 16-35 l/min
BEI P23 = 8, P21 = 0 bar
WENN P21 AUF NULL ABFALLT
GESICHERTER DRUCK P23 = 1bar MAX

DEBIT= 16-35 l/min
SOUS P23 = 8, P21 = 0 bar
SI P21 TOMBE A ZERO
LA PRESSION MAINTENUE A P23 = 1bar MAX

PORTATA = 16-35 l/min
PER P23 = 8, P21 = 0 bar
SE P21 CALC A ZERO
LA PRESSIONE MANTENUTA A P23 = 1bar MAX

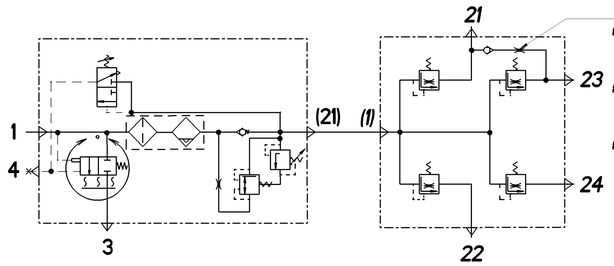

General Specification: JED-3341-1 , Size: ISO 14405 LP					Copyright WABCO®	WABCO
Further Technical Data: Product Specification					Date / Signature	AIR PROCESSING UNIT DRUCKLUFTAUFBEREITUNG UNITE COMPACTE UNITA COMPATTA
Doc. Code: 035				Sheet: 1 To: 2	Drawn: 2019-03-13 Yang	
General Tolerances JED-261					Checked: 2019-03-13 Zowisza	
Class (1)	Range of Nominal Dimensions (in mm) ≥ 0 > 50 ≥ 50 > 180 ≥ 180 > 400 ≥ 400 > 1000				Coord: Pulo	
Fine	0.5	1.0	1.5	2.0	Ratio: 6.26 / Scale: 1:1	Material No. 932 500 216 0
Medium X	1.0	2.0	3.0	4.0	±3°	Date of first issue: 2019-03-13
Coarse	2.0	3.5	5.0	6.5		Doc.Code: 005 / Language: ML / Sheet: 1/1
Tapped Holes acc.: JED-152r, JED-388					Size: A 0 / CAD System: CREO	EDM No.: - / Revision: - / Techn. Reg.: 5110
(1) Tolerance Class Applied Crosswarned						Replacement for

100mm

Tale Documento, la riproduzione o la diffusione, tutto o parte, non autorizzata, è proibita. Non è permesso copiare o fare copie di questo documento, né divulgare il contenuto o rendere noto ad altri, tutto o parte, senza il consenso scritto. Sono riservati i diritti di modifica, copia e distribuzione secondo la legge sul diritto di autore e sulla proprietà intellettuale.
Questo documento contiene informazioni proprietarie. Non divulgare, copiare o utilizzare senza il consenso scritto. Tutti i diritti sono riservati