	MATERIAL	SURFACE PROTECTION
I	ALU. ALLOY	CHROMATED
II	STEEL	Zn PASSIVATION
III	STEEL	VARNISH
IV	PLASTIC	NO TREATMENT
V	STEEL	PAINTED
VI	STEEL	COATING
VII	STEEL	Zn-Ni PASSIVATION
VIII	BRASS	NO TREATMENT
IX	ALUMINIUM	CHROMATED

SAFETY CHARACTERISTICS 5
SIGNIFICANT CHARACTERISTICS 3

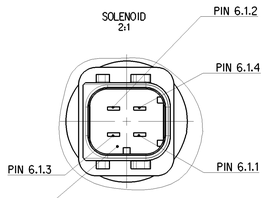

4-pole (2,8 mm) HDSCS connector
Tyco: C-114-18739-1 Coding A (3 poles used)
WABCO Interface Drawing: 858 000 852 4 index D1

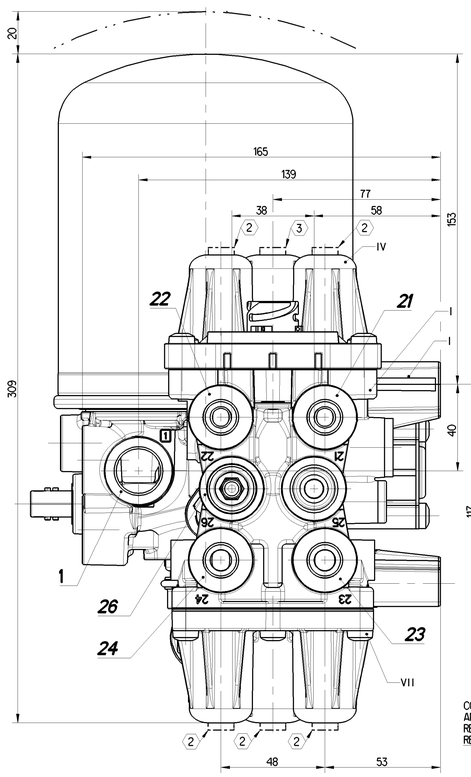

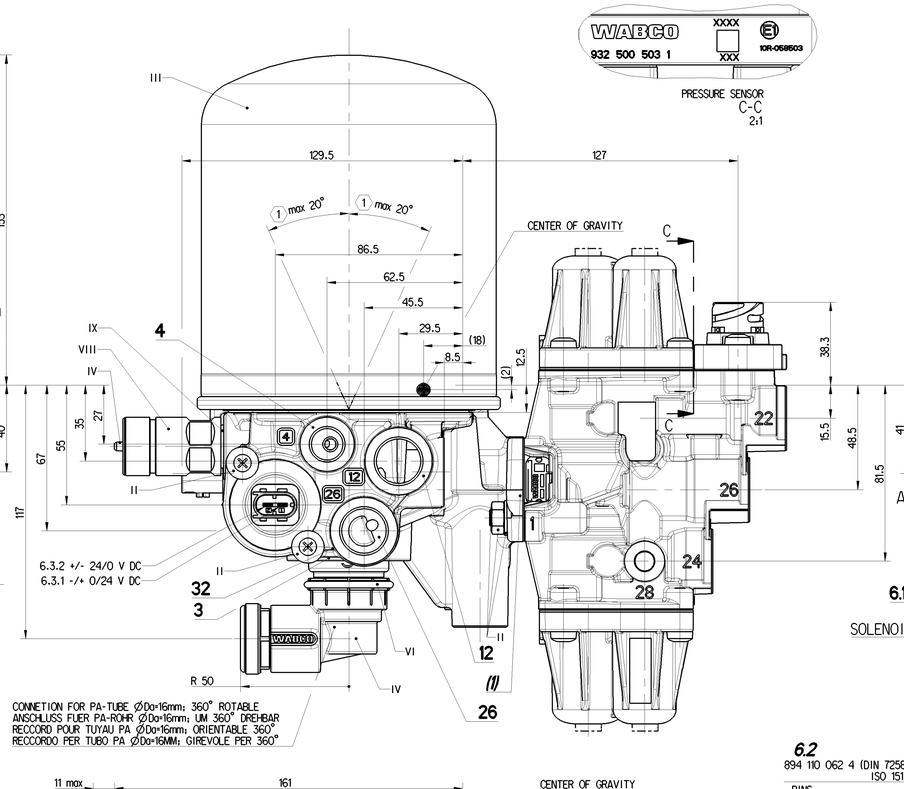

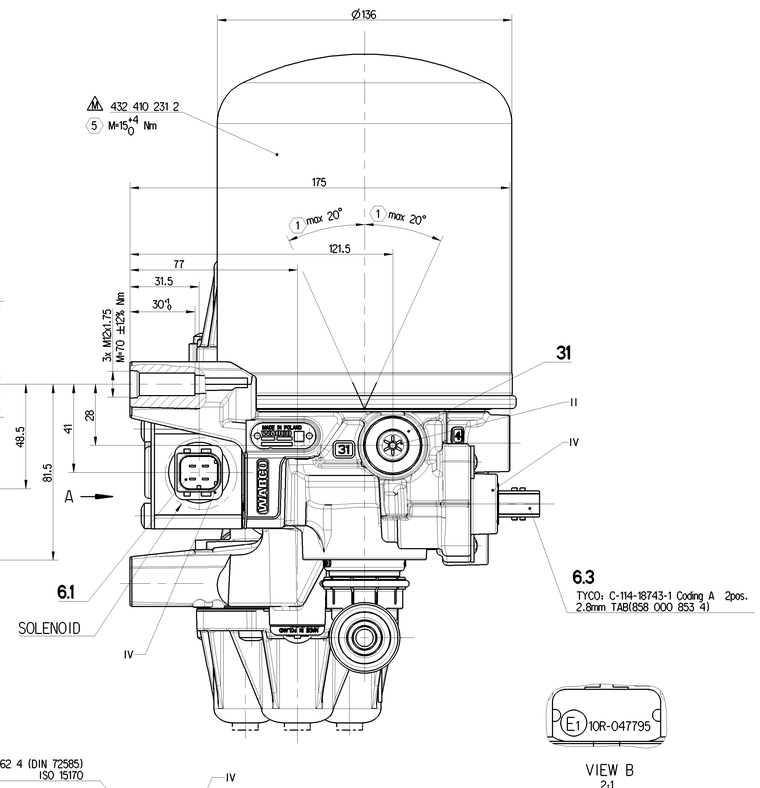

MULTIPLE-CIRCUIT PROTECTION VALVE MEHRKREIS-SCHUTZVENTIL VALVE DE PROTECTION A PLUSIEURS CIRCUITS VALVOLA DI PROTEZIONE A PIU CIRCUITI		934 705 031 0	
PORT ANSCHLUSS ORIFICE ORIFIZIO	FUNCTION FUNCTION FONCTION FUNZIONE	THREAD GEWINDE FILETAGE FILETTAURA	CIRCUIT KREIS CIRCUIT CIRCUITO
(1)	FROM AIR DRYER VOM LUFTTROCKNER DE DESSICCATEUR D'AIR ESSICATORE D'ARIA	-	
21	SERVICE BRAKE BETRIEBSBREMSE FREINAGE FRENATURA	M16x1,5 d=12	1
22	SERVICE BRAKE BETRIEBSBREMSE FREINAGE FRENATURA	M16x1,5 d=12	2
23	TRAILER BRAKING SYSTEM ANHAENGER BREMSANLAGE SYSTEME DE FREINAGE DE LA REMORQUE FRENATURA DEL RIMORCHIO	M16x1,5 d=12	3
24	AUXILIARES NEBENVERBRAUCHER AUXILIAIRES AUXILIARES	M16x1,5 d=12	4
26	OPERATION OF CLUTCH/GEARBOX BETAETIGUNG VON KUPPLUNG/GETRIEBE ACTIONNEMENT D'EMBRATAGE/BOITE VITESSES AZIONAMENTO FRIZIONE/CAMBIO	M22x1,5 JED-388-4	4
6.2	PRESSURE SENSOR DRUCKSENSOR CAPTEUR DE PRESSION SENSORE DI PRESSIONE	-	-

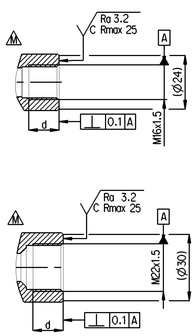

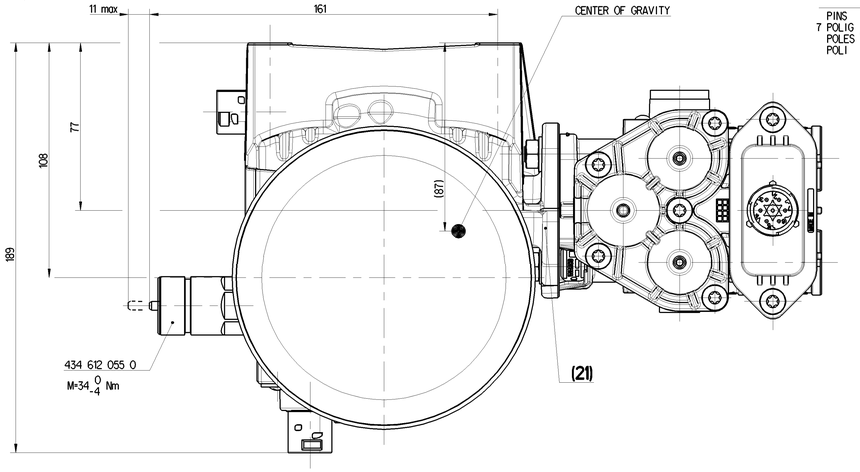

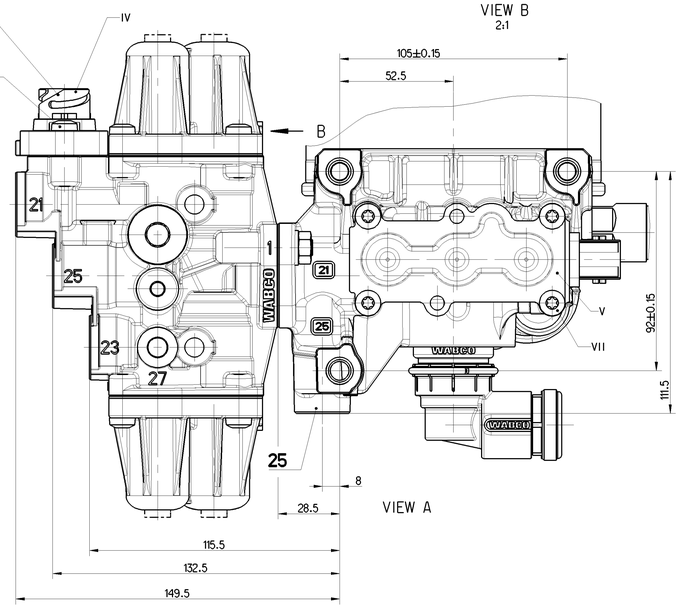

ELECTRICALLY CONTROLLED AIR DRYER ELEKTR.GESTEUERTER LUFTTROCKNER DESSICCATEUR D'AIR A COMMANDE ÉLECTRIQUE ESSICCATORE D'ARIA A COMANDO ELETTRICO		432 426 001 0
PORT ANSCHLUSS ORIFICE ORIFIZIO	FUNCTION FUNCTION FONCTION FUNZIONE	THREAD GEWINDE FILETAGE FILETTAURA
1	FROM THE COMPRESSOR VOM KOMPRESSOR PROVENANT DU COMPRESSEUR PROVENIENTE DEL COMPRESSORE	M22x1.5 d=14
12	AUXILIARY FILL HILFSFUELLUNG L'AUXILIAIRE REMPLIT L'AUSILIARE RIEMPE	M22x1.5 d=14
(21)	TO THE RESERVOIRS ZU DEN LUFTBEHAELTERN AUX RESERVOIR AL SERBATOII PER	-
25	AIR OUTLET TO AIR SUSPENSION ENERGIENDFLUSS LUFTFEDERUNG SORTIA D'ENERGIE SUSPENCION PNEUMATIC USPITA VERSO SOSPENCIONE D'ARIA	M16x1.5 d=14
26	TYRE INFLATING CONNECTION REIFENFUELLANSCHLUSS RACCORD POUR GONFL. DES PNEUS RACCORDO PER GONF. PNEUS.	M22x1.5 d=14
3	EXHAUST FOR COMPRESSED AIR ENTLUEFTUNG FUER DRUCKLUFT ACHAPPEMENT POUR AIR COMPRIME SCARICO PER ARIA COMPRESSA	ELBOW 432 416 230 2
31	EXHAUST OF THE SAFETY VALVE ENTLUEFTUNG FUER DRUCKLUFT ECHAPPEMENT POUR AIR COMPRIME SCENARIO PER AIRIA COMPRESSA	-
32	EXHAUST FOR COMPRESSED AIR ENTLUEFTUNG FUER DRUCKLUFT ACHAPPEMENT POUR AIR COMPRIME SCARICO PER ARIA COMPRESSA	-
4	TO THE COMPRESSOR ZUM KOMPRESSOR AU COMPRESSEUR AL COMPRESSORE	M16x1.5 d=14
6.1	ELECTRICAL CONTROL ELEKTRISCHER STEUERANSCHLUSS COMMANDE ELECTRIQUE COMMANDO ELETTRICO	-
6.3	HEATING HEIZUNG CHAUFFAGE RISCALDAMENTO	-

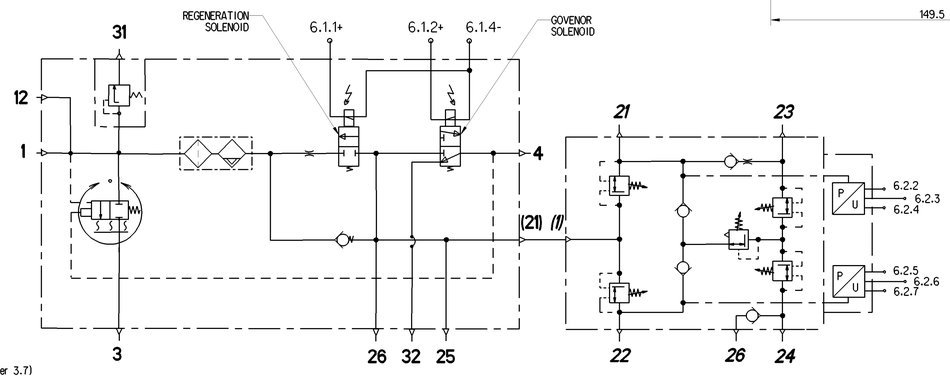

1 INSTALLATION POSITION AS DRAWN
EINBAULAGE WIE GEZEICHNET
POSITION D' INSTALLATION SUIVANT DESSIN
POSIZIONE DI MONTAGGIO COME DISEGNATO

TORQUE FOR CONNECTIONS:
ANZUGSMOMENT FUER EINSCHRAUBSTUTZEN:
COUPLE DE SERRAGE DES RACCORDS:
COPPIA DI SERRAGGIO DE RACCORDI:
M16x1.5: Mmax = 39 Nm
M22x1.5: Mmax = 53 Nm

2 SCREWS SECURED AND SEALED BY:
SCHRAUBEN GESICHERT UND ABGEDICHTET DURCH: JED-858-0
VIS ARRETEES ET ETANCHEES PAR:
VITI BLOCCATE E A TENUTA CON:

3 PERMITTED WITH OR WITHOUT SEALANT ACCORDING TO:
ZULAESSIG MIT ODER OHNE DICHSTOFF NACH: JED-858-0
PERMIS AVEC OU SANS SCELLANT SELON:
AMMESSO CON O SENZA SIGILLANTE SECONDO:

5 FOR DETAILED CARTRIDGE ASSEMBLY 432 426 001 0
PROCEDURE SEE PRODUCT SPECIFICATION: doc. code 035 (chapter 3.7)

Tutti i diritti sono riservati, anche quelli di traduzione, di riproduzione e di adattamento totale o parziale con qualsiasi mezzo (compresi quelli fotocopia, microfilm e memorizzazione elettronica) per tutti i paesi.
Tous droits réservés, notamment ceux de traduction, reproduction et adaptation totale ou partielle, quelle que soit la forme (photocopie, microfilm ou autre procédé informatique) pour tous pays.
Reservados todos los derechos, incluso los de traducción, reproducción y adaptación total o parcial por cualquier medio (incluyendo copias fotostáticas, microfilm y almacenamiento electrónico) para todos los países.
Ogni diritto del documento resta in capo alla ZF Friedrichshafen AG. Non è consentito l'uso di questo documento al di fuori dei termini del contratto, né la sua riproduzione o trasmissione a terzi senza il consenso scritto della ZF Friedrichshafen AG.
Alle rechte auf ein ihr zustehendes Urheberrecht behält sich die ZF Friedrichshafen AG vor. Es darf ohne ihre schriftliche Zustimmung weder kopiert noch Dritten zugänglich gemacht werden.

General Specification= ISO 8015, JED-354-1, Size ISO 14405 LP									Copyright ZF®			
Further Technical Data: Product Specification									Date	Signature		
Doc. Code: 035					Sheet: 1 To 2				Drawn 2023-10-26 Kurzynski			
General Tolerances JED-261									Checked 2023-10-26 Zowisco			
		Range of nominal dimensions in mm										
		> 0,5 ≤ 3	> 3 ≤ 6	> 6 ≤ 30	> 30 ≤ 120	> 120 ≤ 400	> 400 ≤ 1000		189 x 130 x 309			
Class 1)								±3°	Dimensions in mm			
Fine		±0,5	±1	±1,5	±2				Mass 6.07 kg	Scale 1:1	Material No. 932 505 001 0	Date of first issue: 2014-12-04
Medium	X	±1	±2	±3	±4				Size A 0	CAD System CREO		Doc.Code 005 / Language ML / Sheet 1/2
Coarse		±2	±3,5	±5	±6,5							
Tapped Holes acc. JED-152, JED-388-4												
1) Tolerance Class Applied Crossmarked												

AIR PROCESSING UNIT
DRUCKLUFTAUFBEREITUNG
UNITE COMPACTE
UNITA COMPATTA

EDM No.	Revision	Techn. Reg.	Replaced for
514934	3 x M	5111	884 016 447 0

100mm

PRESSURE SENSOR, DRUCKSENSOR, CAPTEUR DE PRESSION, SENSORE DI PRESSIONE (6.2)

MEASURING PRINCIPLE MESSPRINZIP PRINCIPE DE MESURE PRINCIPO DI MISURA	PIEZO-RESISTIVE PIEZORESISTIV PIEZORESISTIF PIEZORESISTIVO
SUPPLY VOLTAGE SPEISESPANNUNG TENSION D'ALIMENTATION TENSIONE D'ALIMENTAZIONE	5V DC ± 5 %
TOTAL CURRENT CONSUMPTION GESAMTSTROMAUFNAHME CONSOMMATION DE COURANT TOTALE ASSORBIMENTO DI CORRENTE TOTALE	Max 30 mA (2x Max 15 mA)
INRUSH CURRENT EINSCHALTSTROM COURANT D' APPEL CORRENTE DI INSERIMENTO	≦ 115mA (t ≦16 µs)
THERMAL RANGE OF APPLICATION THERMISCHER ANWENDUNGSBEREICH GAMME D'APPLICATION THERMIQUE CAMPO TERMICO D'APPLICAZIONE	-40 °C... +80 °C
MEASURING RANGE MESSBEREICH 0,85-14,85 bar ZONE DE MESURE CAMPO DI MISURA	ABSOLUTE PRESSURE ABSOLUTDRUCK PRESSION OPRESSIONE
ADMISSIBLE OVERPRESSURE ZULAESSIGER UEBERDRUCK ADMISSIBLE SUPPRESSION ADMISSIBLE SOVRAPRESSIONE	20 bar

INSTALLATION POSITION EINBAULAGE POSITION D' INSTALLATION POSIZIONE DI MONTAGGIO	OPTIONAL BELIEBIG A VOLONTE A SCELTA
DIMENSION ABMESSUNG DIMENSION DIMENSIONE	ISO 15170
OFFSET OFFSET DEPLACEMENT DE VALEURS DIFFERIMENTO DEI VALORI	1 V
SENSITIVITY EMPFINDLICHKEIT SENSIBILITE SENSIBILITA	250 mV / bar
LINEARITY LINEARITAET LINEARITE LINEARITA	≦ ± 0.3 % FS
HYSTERESIS HYSTERESE HYSTERESIS ISTERESI	≦ ± 0.2 % FS
INSPECTION MARK PRUEFZEICHEN MARQUE DE CONTROLE STAMPA DI COLLAUDO	E1 10R-058503

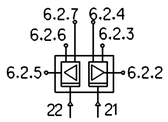

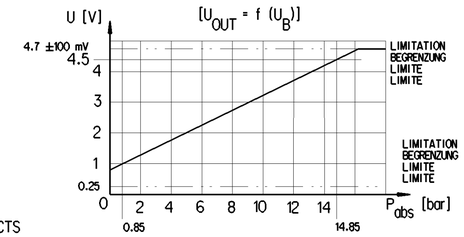

COMPLEMENTS WITH CONTACTS
* ≙ KONTAKTBELEGUNG
EQUIPMENT DE CONTACTS
APPLICZIONE DEI CONTATTI

CIRCUIT KREIS CIRCUIT CIRCUITO	21		CIRCUIT KREIS CIRCUIT CIRCUITO	22	
6.2.2	6.2.3	6.2.4	6.2.5	6.2.6	6.2.7 *
OUTLET AUSGANG SORTIE USCITA	+5 V DC	0 V	OUTLET AUSGANG SORTIE USCITA	+5 V DC	0 V

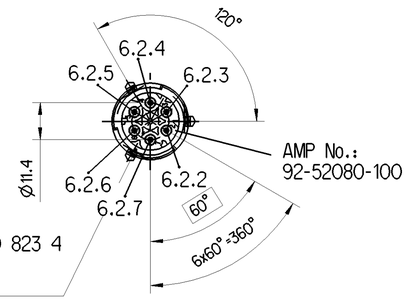

SEE WABCO-DRAWING
SIEHE WABCO-ZEICHNUNG 858 000 823 4
VOIR WABCO-DESSIN
VEDER

HEATING: (6.3) HEIZUNG: CHAUFFAGE: RISCALDAMENTO:		SOLENOID (6.1.1) VENTILMAGNET SOLENOID AIMANT	REGENERATION
CUT-IN TEMPERATURE EINSCHALT-TEMPERATUR TEMPERATURE DE MISE TEMPERATURA DI APERTURA	7°±6 °C	WORKING VOLTAGE: BETRIEBSSPANNUNG: VOLTAGE D'UTILISATION: VOLTAGGIO DI ESERCIZIO:	24 +8/-6 V DC
CUT-OFF TEMPERATURE AUSSCHALT-TEMPERATUR TEMPERATURE DE FERMETURE TEMPERATURA DI CHIUSURA	29.5°±3.0 °C	NOMINAL CURRENT: NENNSTROM: COURANT NOMINAL: CORRENTE NOMINALE:	0.49 A
VOLTAGE: SPANNUNG: VOLTAGE: VOLTAGGIO:	24 V DC	SERVICE CONDITION: BETRIBSART: CONDITION DU SERVICE: CONDIZIONE DI SERVIZIO:	50% ED
POWER LEISTUNG PUISSANCE POTENZA	100 W	NOMINAL DIAMETER SUPPLY / EXHAUST NENNWEITE BELUEFTUNG / ENTLUEFTUNG DIAMETRE NOMINAL ALIMENTATION / ECHAPPMENT DIAMETRO NOMINALE ALIMENTAZIONE / SCARICO	Ø1.25/- mm

SOLENOID (6.1.2) VENTILMAGNET SOLENOID AIMANT	GOVERNOR
WORKING VOLTAGE: BETRIEBSSPANNUNG: VOLTAGE D'UTILISATION: VOLTAGGIO DI ESERCIZIO:	24 +8/-6 V DC
NOMINAL CURRENT: NENNSTROM: COURANT NOMINAL: CORRENTE NOMINALE:	0.49 A
SERVICE CONDITION: BETRIBSART: CONDITION DU SERVICE: CONDIZIONE DI SERVIZIO:	100% ED
NOMINAL DIAMETER SUPPLY / EXHAUST NENNWEITE BELUEFTUNG / ENTLUEFTUNG DIAMETRE NOMINAL ALIMENTATION / ECHAPPMENT DIAMETRO NOMINALE ALIMENTAZIONE / SCARICO	Ø1.25/1.70 mm

EC-APU	ELECTRICALLY CONTROLLED AIR DRYER + MULTIPLE-CIRCUIT PROTECTION VALVE ELEKTR.GESTEUERTER LUFTTROCKNER + MEHRKREIS-SCHUTZVENTIL DESSICCATEUR D'AIR A COMMANDE ÉLECTRIQUE + VALVE DE PROTECTION A PLUSIEURS CIRCUITS ESSICCATORE D'ARIA A COMANDO ELETTRICO + VALVOLA DI PROTEZIONE A PIU CIRCUITI
THERMAL RANGE OF CONTINUOUS APPLICATION: THERMISCHER DAUERANWENDUNGSBEREICH: PLAGE DE TEMPERATURE EN UTILISATION CONTINUE: COMPO DI APPLICAZIONE CONTINUA:	-40°C....+80°C (+100° SHORT TIME)
INSPECTION MARK PRUEFZEICHEN MARQUE DE CONTROLE STAMPA DI COLLAUDO	E1 10R-047795

AIR DRYER LUFTTROCKNER DESSICATEUR D'AIR ESSICATORE D'ARIA	432 426 001 0	
THERMAL RANGE OF CONTINUOUS APPLICATION FOR DRYING PERFORMANCE: THERMISCHER DAUERANWENDUNGSBEREICH ZUM TROCKNEN PERFORMANCE: PLAGE DE TEMPERATURE EN UTILISATION CONTINUE POUR PERFORMANCE DE SECHAGE: COMPO DI APPLICAZIONE CONTINUA PER PRESTAZIONI DI ASCIUGATURA:		-40°C....+65°C (+80°C SHORT TIME)
MEDIUM: MEDIUM: FLUIDE: FLUIDO:		COMPRESSED AIR DRUCKLUFT AIR COMPRIME ARIA COMPRESSA
WORKING PRESSURE: BETRIEBSDRUCK: PRESSION DE SERVICE: PRESSIONE D' ESERCIZIO:		$p_e$min= 8.5 bar $p_e$max= 13.0 bar
OPENING PRESSURE OF SAFETY VALVE: OEFENUNGDRUCK DES SICHERHEITSVENTILES: PRESSION D'OUVERTURE DU SOUPAPE DE SECURITE: PRESSIONE D'APERTURA DELLA VALVOLA DI SICUREZZA:		$14.5^{+2.5}_{0}$ bar (Vn max.=1200 dm^3/min)
COMBINED UNLOADER: DRUCKREGLER: REGULATEUR DE PRESSION: GRUPPO DI REGULAZIONE:	CUT OUT PRESSURE: ABSCHALTDRUCK: PRESSION DE FERMETURE: PRESSIONE DI CHIUSURA:	PROGRAMMABLE BY CUSTOMER
	OPERATING RANGE: SCHALTSPANNE: PLAGE DE REGULATION: GAMME DI REGULAZIONE:	PROGRAMMABLE BY CUSTOMER
REGENERATION FLOW AT PRESSURE 13 TO 13.2 bar REGENERATIONSSTROM BEI 13 BIS 13.2 bar DÉBIT DE RÉGÉNÉRATION A UNE PRESSION DE 13 A 13.2 bar FLUSSO DI RIGENERAZIONE AD UNA PRESSIONE DI 13 A 13.2 bar		165±15 dm^3/min

PROTECTION VALVE SCHUTZVENTIL VALVE DE PROTECTION VALVOLA DI PROTEZIONE	934 705 031 0				
PRESSURE: DRUCK: [bar] PRESSION: PRESSIONE:	CIRCUIT: KREIS: 1 CIRCUIT: CIRCUITO:	CIRCUIT: KREIS: 2 CIRCUIT: CIRCUITO:	CIRCUIT: KREIS: 3 CIRCUIT: CIRCUITO:	CIRCUIT: KREIS: 4 CIRCUIT: CIRCUITO:	CIRCUIT: KREIS: 4 CIRCUIT: CIRCUITO:
	PORT: ANSCHLUSS: **21** ORIFICE: ORIFIZIO:	PORT: ANSCHLUSS: **22** ORIFICE: ORIFIZIO:	PORT: ANSCHLUSS: **23** ORIFICE: ORIFIZIO:	PORT: ANSCHLUSS: **24** ORIFICE: ORIFIZIO:	PORT: ANSCHLUSS: **26** ORIFICE: ORIFIZIO:
OPENING PRESSURE: OEFFNUNGSDRUCK: DYNAMIC PRESSION D'OUVERTURE: (4) PRESSIONE D'APERTURA:	$7.5^{+0.3}_{-0}$	$7.5^{+0.3}_{-0}$	5.35 ÷ 7.5	$7.5^{+0.1}_{-0.2}$	$7.5^{+0.1}_{-0.2}$
CLOSING PRESSURE: SCHLIESSDRUCK: STATIC PRESSION DE FERMETURE: PRESSIONE DI CHIUSURA:	6.5±0.25 <1>	6.5±0.25 <1>	3.75±0.25 <1>	5.9±0.25 <1>	≧ 5.65 <1>
PRESSURE LIMITING: DRUCKBEGRENZUNG: LIMITATION DE PRESSION: LIMITAZIONE DI PRESSIONE:	/		$8.5^{0}_{-0.3}$ <2>		$8.5^{0}_{-0.5}$
OPENING PRESSURE OF THE INTEGRAL SAFETY VALVE: OEFFNUNGSDRUCK DES INTEGRAL SICHERHEITSVENTILS: PRESSIOND D'OUVERTURE DE LA DE SECURITE INTEGREE: PRESSIONE D'APERTURA DELLA VALVOLA DI SICUREZZA INTEGRATA:	/		9.5±0.5		/
OPERATING RANGE OF THE PRESSURE LIMITING VALVE: SCHALTSPANNE DES DRUCKBEGRENZERS: ECART REGLANGE DU LIMITEUR DE PRESSION: DIFF. PRESS. INSERZ. DISINSERZ DEL LIMITATORE DE PRESSIONE:	/		< 0.3		

PRESSURE DIFFERENTIAL
FOR BLEEDBACK VALVE 0.5±0.5 bar <2>
OPENINNG AT P3 > P1

<2> FILL SEQUENCE (DEVICE WITHOUT PRESSURE)
P1 + P2 ≧ 7 bar IF P3=0.3 bar

- FOR SETTING PROCEDURE
  SEE PRODUCT SPECIFICATION:
- EINSTELLUNGSVERFAHREN 934 705 031 0
  SIEHE PRODUKTSPEZIFIKATION: doc. code 035 rev. A
- PROCDURE DE REGLAGE
  VOIR LA SPECIFICATION DU PRODUIT:
- PER PROCEDURA DI REGOLAZIONE
  VEDI SPECIFICHE DEL PRODOTTO:

(4)

General Specification: ISO 8015, JED-334-1, Size ISO 14405 LP
Further Technical Data: Product Specification
Doc. Code: 035 Sheet: 1 To 2

General Tolerances JED-261

Class 1)	Range of nominal dimensions in mm ≦ 50	> 50 ≦ 180	> 180 ≦ 400	> 400	∢
Fine	±0.5	±1	±1.5	±2	
Medium X	±1	±2	±3	±4	±3°
Coarse	±2	±3.5	±5	±6.5	

Tapped Holes acc. JED-152, JED-388-4
1) Tolerance Class Applied Crossmarked

Copyright ZF®

Date	Signature
Drawn 2023-10-26	Kurzynski
Checked 2023-10-26	Zowiszo

189 x 310 x 309
Dimensions in mm

AIR PROCESSING UNIT
DRUCKLUFTAUFBEREITUNG
UNITE COMPACTE
UNITA COMPATTA

Mass	Scale	Material No.	Date of first issue: 2014-12-04	
6.07 kg	1:1	932 505 001 0	Doc.Code 005	Language ML / Sheet 2/2
Size A 1	CAD System CREO			

ECN-No.	Revision	Techn. Resp.	Replacement for
514934	- M	5111	884 016 447 0

100mm

Toute Communication ou reproduction de ce document, toute exploitation ou communication de son contenu sont interdites, sauf autorisation écrite. Tous droits de propriété intellectuelle réservés, notamment en matière de brevets et de modèles.
Weitergabe sowie Vervielfältigung dieser Unterlage, Verwertung und Mitteilung ihres Inhalts nicht gestattet, soweit nicht ausdrücklich zugestanden. Zuwiderhandlungen verpflichten zu Schadensersatz. Alle Rechte für den Fall der Patenterteilung oder Gebrauchsmustereintragung vorbehalten.
Non è permesso consegnare o fare la riproduzione questo documento, né utilizzare il contenuto o renderlo comunque noto a terzi senza autorizzazione scritta. Ogni violazione obbliga al risarcimento dei danni. Riservati tutti i diritti derivanti da brevetti o modelli.
Copyright of this document and giving it to others and the use or communication of the contents thereof, are forbidden without express authority. Offenders are liable to the payment of damages. All rights are reserved in the event of the grant of patent or registration of a utility model or design. This document is the subject of copyright.