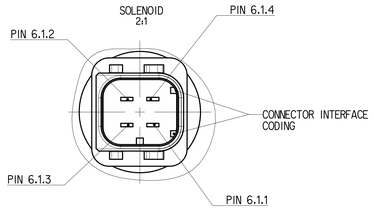
	MATERIAL	SURFACE PROTECTION
I	ALU. ALLOY	CHROMATED
II	STEEL	Zn PASSIVATION
III	STEEL	VARNISH
IV	PLASTIC	NO TREATMENT
V	STEEL	PAINTED
VI	STEEL	COATING
VII	STEEL	Zn-Ni PASSIVATION
VIII	BRASS	NO TREATMENT
IX	ALUMINIUM	CHROMATED
X	RUBBER	NO TREATMENT



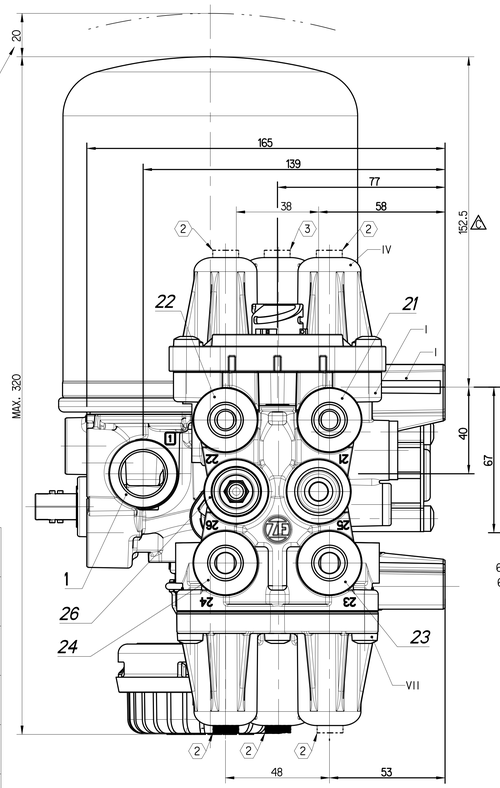
MULTIPLE-CIRCUIT PROTECTION VALVE
MEHRKREIS-SCHUTZVENTIL
VALVE DE PROTECTION A PLUSIEURS CIRCUITS
VALVOLA DI PROTEZIONE A PIU CIRCUITI
934 705 032 0

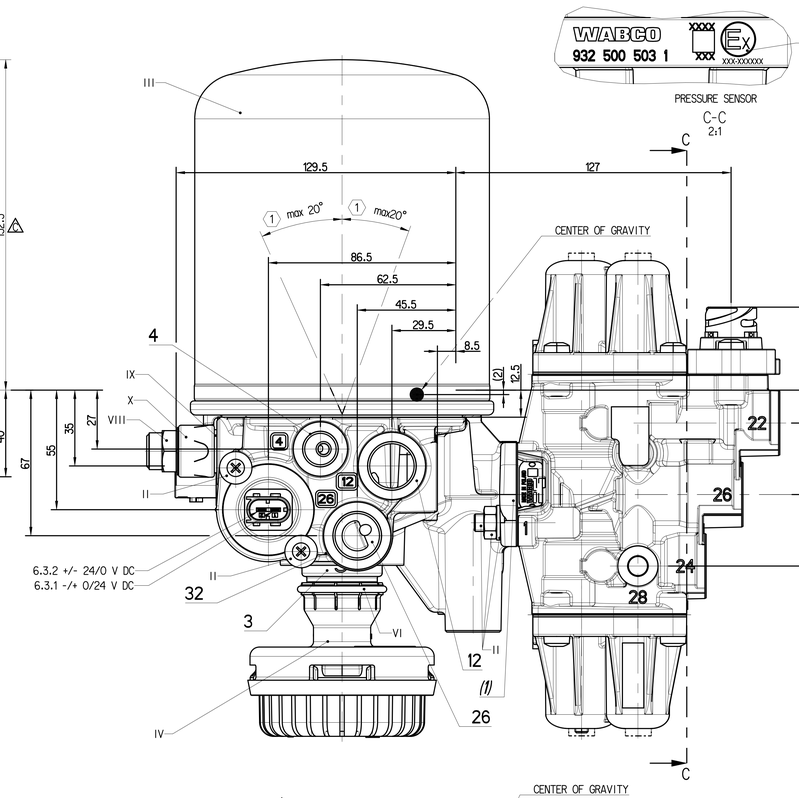
PORT ANSCHLUSS ORIFICE ORIFIZIO	FUNCTION FUNCTION FONCTION FUNZIONE	THREAD GEWINDE FILETAGE FILETTAURA	CIRCUIT KREIS CIRCUIT CIRCUITO
(1)	FROM AIR DRYER VOM LUFTTROCKNER DE DESSICCATEUR D'AIR ESSICATORE D'ARIA	-	
21	SERVICE BRAKE BETRIEBSBREMSE FREINAGE FRENATURA	M16x1,5 d=12	1
22	SERVICE BRAKE BETRIEBSBREMSE FREINAGE FRENATURA	M16x1,5 d=12	2
23	TRAILER BRAKING SYSTEM ANHAENGER BREMSANLAGE SYSTEME DE FREINAGE DE LA REMORQUE FRENATURA DEL RIMORCHIO	M16x1,5 d=12	3
24	AUXILIARES NEBENVERBRAUCHER AUXILIAIRES AUXILIARES	M16x1,5 d=12	4
26	OPERATION OF CLUTCH/GEARBOX BETAETIGUNG VON KUPPLUNG/GETRIEBE ACTIONNEMENT D'EMBRAYAGE/BOITE VITESSES AZIONAMENTO FRIZIONE/CAMBIO	M22x1,5 JED-388-4	4
6.2	PRESSURE SENSOR DRUCKSENSOR CAPTEUR DE PRESSION SENSORE DI PRESSIONE	-	-

ELECTRICALLY CONTROLLED AIR DRYER
ELEKTR.GESTEUERTER LUFTTROCKNER
DESSICCATEUR D'AIR A COMMANDE ELECTRIQUE
ESSICCATORE D'ARIA A COMANDO ELETTRICO
432 426 032 0

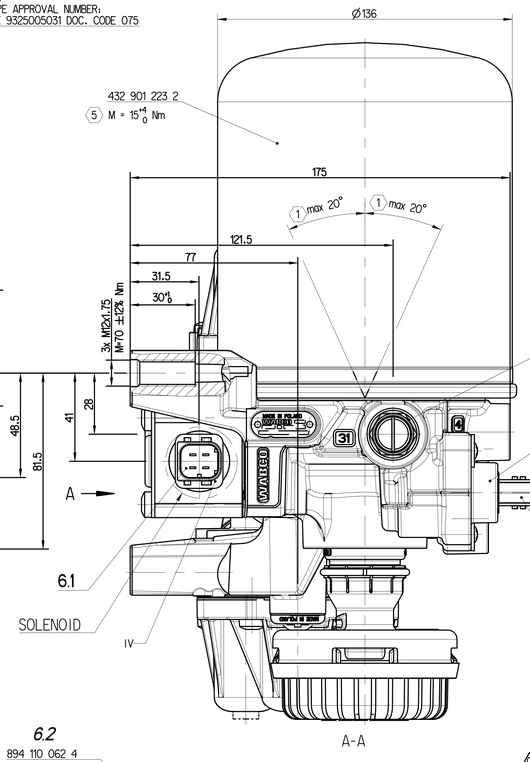
PORT ANSCHLUSS ORIFICE ORIFIZIO	FUNCTION FUNCTION FONCTION FUNZIONE	THREAD GEWINDE FILETAGE FILETTAURA
1	FROM THE COMPRESSOR VOM KOMPRESSOR PROVENANT DU COMPRESSEUR PROVENIENTE DEL COMPRESSORE	M22x1.5 d=14
12	AUXILIARY FILL HILFSFUELLUNG L'AUXILIAIRE REMPLIT L'AUSILIARE RIEMPE	M22x1.5 d=14
(21)	TO THE RESERVOIRS ZU DEN LUFTBEHAELTERN AUX RESERVOIR AL SERBATOII PER	-
25	AIR OUTLET TO AIR SUSPENSION ENERGIENDFLUSS LUFTFEDERUNG SORTIA D'ENERGIE SUSPENCION PNEUMATIC USPITA VERSO SOSPENCIONE D'ARIA	M16x1.5 d=14
26	TYRE INFLATING CONNECTION REIFENFUELLANSCHLUSS RACCORD POUR GONFL. DES PNEUS RACCORDO PER GONF. PNEUS.	M22x1.5 d=14
3	EXHAUST FOR COMPRESSED AIR ENTLUEFTUNG FUER DRUCKLUFT ACHAPPREMENT POUR AIR COMPRIME SCARICO PER ARIA COMPRESSA	SILENCER 4324070150
31	EXHAUST OF THE SAFETY VALVE ENTLUEFTUNG FUER DRUCKLUFT ECHAPPEMENT POUR AIR COMPRIME SCENARIO PER AIRIA COMPRESSA	-
32	EXHAUST FOR COMPRESSED AIR ENTLUEFTUNG FUER DRUCKLUFT ACHARPPEMENT POUR AIR COMPRIME SCARICO PER ARIA COMPRESSA	-
4	TO THE COMPRESSOR ZUM KOMPRESSOR AU COMPRESSEUR AL COMPRESSORE	M16x1.5 d=14
6.1	ELECTRICAL CONTROL ELEKTRISCHER STEUERANSCHLUSS COMMANDE ELECTRIQUE COMMANDO ELETTRICO	-
6.3	HEATING HEIZUNG CHAUFFAGE RISCALDAMENTO	-

Tale documento la riproduzione di un disegno, tutti i diritti ad esso connessi sono di nostra esclusiva proprietà. Non consentiamo la comunicazione a terzi senza nostro consenso scritto. Tutti i diritti sono riservati. Questo documento è stato preparato con la massima cura. Non si accettano responsabilità per eventuali errori o omissioni. Questo documento è soggetto a modifiche senza preavviso.
Dieses Dokument ist eine Kopie einer Zeichnung, die Urheberrechte liegen bei uns. Ohne unsere schriftliche Genehmigung darf diese Zeichnung weder vervielfältigt noch an Dritte weitergegeben werden. Alle Rechte vorbehalten. Wir haben uns bemüht, dass diese Unterlagen keine Fehler enthalten, wir können jedoch keine Haftung für eventuelle Fehler übernehmen. Änderungen vorbehalten.
Ce document est la reproduction d'un dessin, tous les droits y afférents nous appartiennent. Sans notre accord écrit, nous n'autorisons pas sa communication à des tiers. Tous droits réservés. Ce document a été établi avec le plus grand soin. Nous déclinons toute responsabilité en cas d'erreurs ou d'omissions éventuelles. Nous nous réservons le droit de modifier ce document sans préavis.
Questo documento è la riproduzione di un disegno, tutti i diritti ad esso connessi sono di nostra esclusiva proprietà. Non consentiamo la comunicazione a terzi senza nostro consenso scritto. Tutti i diritti sono riservati. Questo documento è stato preparato con la massima cura. Non si accettano responsabilità per eventuali errori o omissioni. Questo documento è soggetto a modifiche senza preavviso.

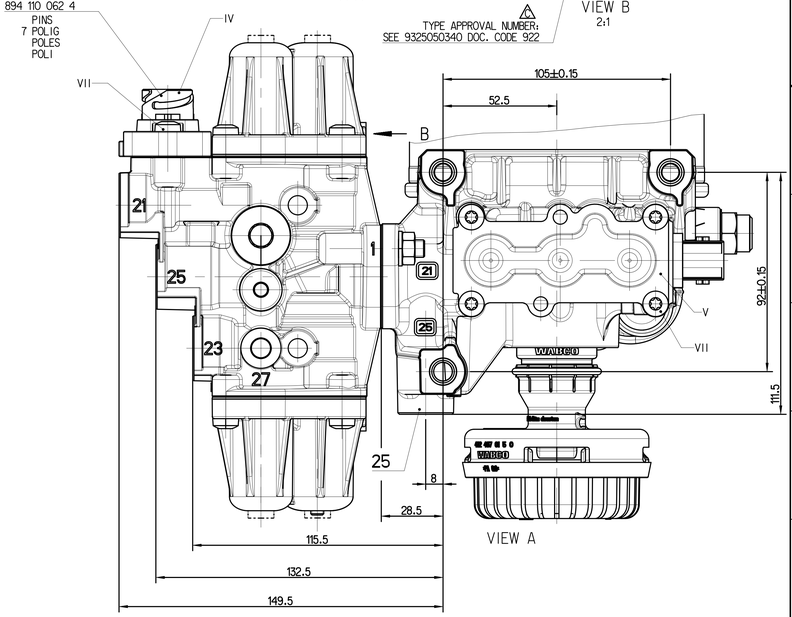


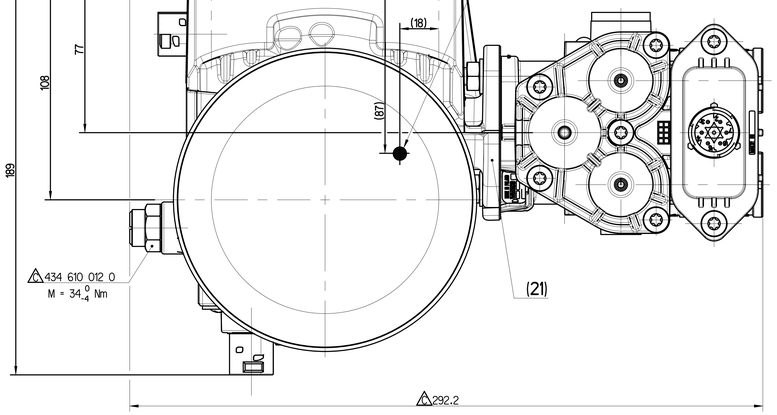


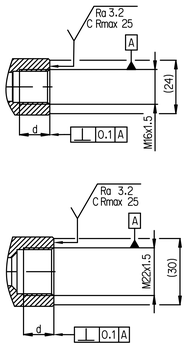
TYPE APPROVAL NUMBER:
SEE 9325050031 DOC. CODE 075

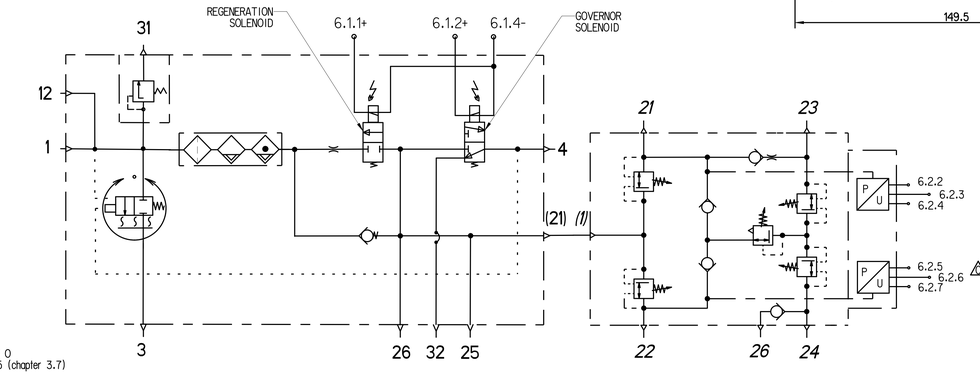


TYPE APPROVAL NUMBER:
SEE 9325050340 DOC. CODE 922









(2) SCREWS SECURED AND SEALED BY:
SCHRAUBEN GESICHERT UND ABGEDICHTET DURCH: JED-858-0
VIS ARRETEES ET ETANCHEES PAR:
VITI BLOCCATE E A TENUTA CON:

(3) PERMITTED WITH OR WITHOUT SEALANT ACCORDING TO:
ZULAESSIG MIT ODER OHNE DICHSTOFF NACH: JED-858-0
PERMIS AVEC OU SANS SCELLANT SELON:
AMMESSO CON O SENZA SIGILLANTE SECONDO:

(1) INSTALLATION POSITION AS DRAWN
EINBAULAGE WIE GEZEICHNET
POSITION D' INSTALLATION SUIVANT DESSIN
POSIZIONE DI MONTAGGIO COME DISEGNATO

TORQUE FOR CONNECTIONS:
ANZUGSMOMENT FUER EINSCHRAUBSTUTZEN:
COUPLE DE SERRAGE DES RACCORDS: M16x1.5: Mmax = 39 Nm
COPPIA DI SERRAGGIO DE RACCORDI: M22x1.5: Mmax = 53 Nm

(5) FOR DETAILED CARTRIDGE ASSEMBLY PROCEDURE SEE PRODUCT SPECIFICATION: 432 426 032 0 doc. code 035 (chapter 3.7)

General Specification ISO 8015, JED-334-1, Size ISO 16405 LP
Further Technical Data: Product Specification
Doc. Code: 035 Sheet: 1 To 2
General Tolerances JED-261
Range of nominal dimensions in mm
Class | 0 < 50 | > 50 ≤ 180 | > 180 ≤ 400 | > 400
Fine ±0.5 ±1 ±1.5 ±2
Medium X ±1 ±2 ±3 ±4 ±3°
Coarse ±2 ±3.5 ±5 ±6.5
Tapped Holes acc. JED-152; JED-388-4
In Tolerance Class Applied Crossmarked

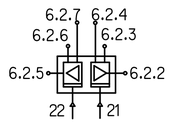
Copyright ZF®
Date 2026-02-13 Signature Kolkowski
Checked 2026-02-13 Blazejak
Dimensions in mm 320 x 190 x 270
Mass 6.234 kg
Scale 1:1 (2:1)
Date of first issue 2021-12-03
Material No. 932 505 034 0
Doc.Code 005 Language ML Sheet 1/2
Date A 0 CAD System CREO
ECN-No. 514732 Revision 10 x C Techn. Resp. 511LAM
Replacement for -

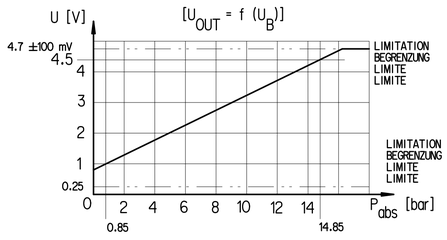
ELECTRICALLY CONTROLLED
AIR PROCESSING UNIT

PRESSURE SENSOR, DRUCKSENSOR, CAPTEUR DE PRESSION, SENSORE DI PRESSIONE (6.2)

MEASURING PRINCIPLE MESSPRINZIP PRINCIPE DE MESURE PRINCIPO DI MISURA	PIEZO-RESISTIVE PIEZORESISTIV PIEZORESISTIF PIEZORESISTIVO
SUPPLY VOLTAGE SPEISESPANNUNG TENSION D'ALIMENTATION TENSIONE D'ALIMENTAZIONE	5V DC ± 5 %
TOTAL CURRENT CONSUMPTION GESAMTSTROMAUFNAHME CONSOMMATION DE COURANT TOTALE ASSORBIMENTO DI CORRENTE TOTALE	Max 30 mA (2x Max 15 mA)
INRUSH CURRENT EINSCHALTSTROM COURANT D' APPEL CORRENTE DI INSERIMENTO	≦115 mA (t≦ 16 µs)
THERMAL RANGE OF APPLICATION THERMISCHER ANWENDUNGSBEREICH GAMME D'APPLICATION THERMIQUE CAMPO TERMICO D'APPLICAZIONE	-40 °C... +80 °C
MEASURING RANGE MESSBEREICH 0,85-14,85 bar ZONE DE MESURE CAMPO DI MISURA	ABSOLUTE PRESSURE ABSOLUTDRUCK PRESSION OPRESSIONE
ADMISSIBLE OVERPRESSURE ZULAESSIGER UEBERDRUCK ADMISSIBLE SUPPRESSION ADMISSIBLE SOVRAPRESSIONE	20 bar

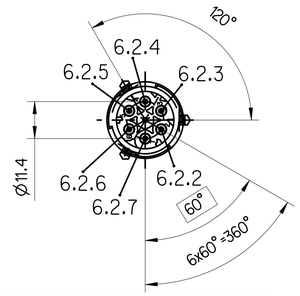
INSTALLATION POSITION EINBAULAGE POSITION D' INSTALLATION POSIZIONE DI MONTAGGIO	OPTIONAL BELIEBIG A VOLONTE A SCELTA
DIMENSION ABMESSUNG DIMENSION DIMENSIONE	ISO 15170
OFFSET OFFSET DEPLACEMENT DE VALEURS DIFFERIMENTO DEI VALORI	1 V
SENSITIVITY EMPFINDLICHKEIT SENSIBILITE SENSIBILITA	250 mV / bar
LINEARITY LINEARITAET LINEARITE LINEARITA	≦ ± 0.3 % FS
HYSTERESIS HYSTERESE HYSTERESIS ISTERESI	≦ ± 0.2 % FS
INSPECTION MARK PRUEFZEICHEN MARQUE DE CONTROLE STAMPA DI COLLAUDO	SEE 9325005031 DOC. CODE 075 ⚠





COMPLEMENTS WITH CONTACTS
* ≙ KONTAKTBELEGUNG
EQUIPMENT DE CONTACTS
APPLICZIONE DEI CONTATTI

CIRCUIT KREIS CIRCUIT CIRCUITO	21		CIRCUIT KREIS CIRCUIT CIRCUITO	22	
6.2.2	6.2.3	6.2.4	6.2.5	6.2.6	6.2.7 *
OUTLET AUSGANG SORTIE USCITA	+5 V DC	0 V	OUTLET AUSGANG SORTIE USCITA	+5 V DC	0 V



HEATING: (6.3)
HEIZUNG:
CHAUFFAGE:
RISCALDAMENTO:

CUT-IN TEMPERATURE EINSCHALT-TEMPERATUR TEMPERATURE DE MISE TEMPERATURA DI APERTURA	7°±6° C
CUT-OFF TEMPERATURE AUSSCHALT-TEMPERATUR TEMPERATURE DE FERMETURE TEMPERATURA DI CHIUSURA	29.5°±3.0° C
VOLTAGE: SPANNUNG: VOLTAGE: VOLTAGGIO:	24 V DC
POWER LEISTUNG PUISSANCE POTENZA	100 W

SOLENOID VENTILMAGNET SOLENOID AIMANT (6.1.1) REGENERATION

WORKING VOLTAGE: BETRIEBSSPANNUNG: VOLTAGE D'UTILISATION: VOLTAGGIO DI ESERCIZIO:	24 +8/-6 V DC
NOMINAL CURRENT: NENNSTROM: COURANT NOMINAL: CORRENTE NOMINALE:	0.49 A
SERVICE CONDITION: BETRIBSART: CONDITION DU SERVICE: CONDIZIONE DI SERVIZIO:	50% ED
NOMINAL DIAMETER SUPPLY / EXHAUST NENNWEITE BELUEFTUNG / ENTLUEFTUNG DIAMETRE NOMINAL ALIMENTATION / ECHAPPMENT DIAMETRO NOMINALE ALIMENTAZIONE / SCARICO	Ø1.25/- mm

SOLENOID VENTILMAGNET SOLENOID AIMANT (6.1.2) GOVERNOR

WORKING VOLTAGE: BETRIEBSSPANNUNG: VOLTAGE D'UTILISATION: VOLTAGGIO DI ESERCIZIO:	24 +8/-6 V DC
NOMINAL CURRENT: NENNSTROM: COURANT NOMINAL: CORRENTE NOMINALE:	0.49 A
SERVICE CONDITION: BETRIBSART: CONDITION DU SERVICE: CONDIZIONE DI SERVIZIO:	100% ED
NOMINAL DIAMETER SUPPLY / EXHAUST NENNWEITE BELUEFTUNG / ENTLUEFTUNG DIAMETRE NOMINAL ALIMENTATION / ECHAPPMENT DIAMETRO NOMINALE ALIMENTAZIONE / SCARICO	Ø1.25/1.70 mm

EC-APU	ELECTRICALLY CONTROLLED AIR DRYER + MULTIPLE-CIRCUIT PROTECTION VALVE ELEKTR.GESTEUERTER LUFTTROCKNER + MEHRKREIS-SCHUTZVENTIL DESSICCATEUR D'AIR A COMMANDE ÉLECTRIQUE + VALVE DE PROTECTION A PLUSIEURS CIRCUITS ESSICCATORE D'ARIA A COMANDO ELETTRICO + VALVOLA DI PROTEZIONE A PIU CIRCUITI
THERMAL RANGE OF CONTINUOUS APPLICATION: THERMISCHER DAUERANWENDUNGSBEREICH: PLAGE DE TEMPERATURE EN UTILISATION CONTINUE: COMPO DI APPLICAZIONE CONTINUA:	-40°C....+80°C (+100° SHORT TIME)
INSPECTION MARK PRUEFZEICHEN MARQUE DE CONTROLE STAMPA DI COLLAUDO	⚠ SEE 9325050340 DOC. CODE 922

AIR DRYER LUFTTROCKNER DESSICATEUR D'AIR ESSICATORE D'ARIA	432 426 032 0	
THERMAL RANGE OF CONTINUOUS APPLICATION FOR DRYING PERFORMANCE: THERMISCHER DAUERANWENDUNGSBEREICH ZUM TROCKNEN PERFORMANCE: PLAGE DE TEMPERATURE EN UTILISATION CONTINUE POUR PERFORMANCE DE SECHAGE: COMPO DI APPLICAZIONE CONTINUA PER PRESTAZIONI DI ASCIUGATURA:		-40°C....+65°C (+80°C SHORT TIME)
MEDIUM: MEDIUM: FLUIDE: FLUIDO:		COMPRESSED AIR DRUCKLUFT AIR COMPRIME ARIA COMPRESSA
WORKING PRESSURE: BETRIEBSDRUCK: PRESSION DE SERVICE: PRESSIONE D' ESERCIZIO:		p_emin= 8.5 bar p_emax= 13.0 bar
OPENING PRESSURE OF SAFETY VALVE: OEFENUNGDRUCK DES SICHERHEITSVENTILES: PRESSION D'OUVERTURE DU SOUPAPE DE SECURITE: PRESSIONE D'APERTURA DELLA VALVOLA DI SICUREZZA:		$14{,}5^{+2.5}_{0}$ bar (Vn max. = 1200 dm³/min)
COMBINED UNLOADER: DRUCKREGLER: REGULATEUR DE PRESSION: GRUPPO DI REGULAZIONE:	CUT OUT PRESSURE: ABSCHALTDRUCK: PRESSION DE FERMETURE: PRESSIONE DI CHIUSURA:	PROGRAMMABLE BY CUSTOMER
	OPERATING RANGE: SCHALTSPANNE: PLAGE DE REGULATION: GAMME DI REGULAZIONE:	PROGRAMMABLE BY CUSTOMER
REGENERATION FLOW AT PRESSURE 13 TO 13.2 bar REGENERATIONSSTROM BEI 13 BIS 13.2 bar DÉBIT DE RÉGÉNÉRATION À UNE PRESSION DE 13 À 13.2 bar FLUSSO DI RIGENERAZIONE AD UNA PRESSIONE DI 13 A 13.2 bar		165±15 dm³/min

PROTECTION VALVE SCHUTZVENTIL VALVE DE PROTECTION VALVOLA DI PROTEZIONE	934 705 032 0				
PRESSURE: DRUCK: [bar] PRESSION: PRESSIONE:	CIRCUIT: 1 KREIS: 1 CIRCUIT: CIRCUITO:	CIRCUIT: 2 KREIS: 2 CIRCUIT: CIRCUITO:	CIRCUIT: 3 KREIS: 3 CIRCUIT: CIRCUITO:	CIRCUIT: 4 KREIS: 4 CIRCUIT: CIRCUITO:	CIRCUIT: 4 KREIS: 4 CIRCUIT: CIRCUITO:
	PORT: ANSCHLUSS: 21 ORIFICE: ORIFIZIO:	PORT: ANSCHLUSS: 22 ORIFICE: ORIFIZIO:	PORT: ANSCHLUSS: 23 ORIFICE: ORIFIZIO:	PORT: ANSCHLUSS: 24 ORIFICE: ORIFIZIO:	PORT: ANSCHLUSS: 26 ORIFICE: ORIFIZIO:
OPENING PRESSURE: OEFFNUNGSDRUCK: DYNAMIC PRESSION D'OUVERTURE: PRESSIONE D'APERTURA: ④	$7.5^{+0.3}_{-0}$	$7.5^{+0.3}_{-0}$	$7.5^{+0.1}_{-0.2}$	$7.5^{+0.1}_{-0.2}$	$7.5^{+0.1}_{-0.2}$
CLOSING PRESSURE: SCHLIESSDRUCK: STATIC PRESSION DE FERMETURE: PRESSIONE DI CHIUSURA:	6.5±0.25	6.5±0.25	5.9±0.25	5.9±0.25	≧ 5.65
PRESSURE LIMITING: DRUCKBEGRENZUNG: LIMITATION DE PRESSION: LIMITAZIONE DI PRESSIONE:	/		$8.5^{0}_{-0.3}$		$8.5^{0}_{-0.5}$
OPENING PRESSURE OF THE INTEGRAL SAFETY VALVE: OEFFNUNGSDRUCK DES INTEGRAL SICHERHEITSVENTILS: PRESSIOND D'OUVERTURE DE LA DE SECURITE INTEGREE: PRESSIONE D'APERTURA DELLA VALVOLA DI SICUREZZA INTEGRATA:	/		9.5±0.5		/
OPERATING RANGE OF THE PRESSURE LIMITING VALVE: SCHALTSPANNE DES DRUCKBEGRENZERS: ECART REGLANGE DU LIMITEUR DE PRESSION: DIFF. PRESS. INSERZ. DISINSERZ DEL LIMITATORE DE PRESSIONE:	/		< 0.3		

PRESSURE DIFFERENTIAL
FOR BLEEDBACK VALVE 0.5±0.5 bar
OPENINNG AT P3 > P1

- FOR SETTING PROCEDURE
 SEE PRODUCT SPECIFICATION:
④ - EINSTELLUNGSVERFAHREN 934 705 032 0
 SIEHE PRODUKTSPEZIFIKATION: doc. code 035 rev. A
- PROCDURE DE REGLAGE
 VOIR LA SPECIFICATION DU PRODUIT:
- PER PROCEDURA DI REGOLAZIONE
 VEDI SPECIFICHE DEL PRODOTTO:

FILL SEQUENCE (DEVICE WITHOUT PRESSURE)

P1 + P2 ≧ 7 bar IF P3=0.3 bar

⚠

General Specification: ISO 8015, JED-334-1, Size ISO 14405 LP
Further Technical Data: Product Specification
Doc. Code: 035 Sheet: 1 To 2

General Tolerances JED-261

Class 1)	Range of nominal dimensions in mm ≤ 50	> 50 ≤ 180	> 180 ≤ 400	> 400	
Fine	±0.5	±1	±1.5	±2	
Medium X	±1	±2	±3	±4	±3°
Coarse	±2	±3.5	±5	±6.5	

Tapped Holes acc. JED-152: JED-388-4
1) Tolerance Class Applied Crossmarked

Copyright ZF®

Date	Signature
Drawn 2026-02-13	Kolkowski
Checked 2026-02-13	Blazejak

320 x 190 x 293
Dimensions in mm

Mass	Scale	Material No.	Date of first issue: 2021-12-03		
6.234 kg	-	932 505 034 0	Doc.Code 005	Language ML	Sheet 2/2
Size A 1	CAD System CREO	ECN-No. 514732	Revision 4 x C	Techn. Resp. 5111_AM	Replacement for -

ELECTRICALLY CONTROLLED
AIR PROCESSING UNIT

100mm

Tutti i diritti di proprietà industriale riservati, in particolare di brevetto, di modello e di utilità. Vietata la comunicazione a terzi e la diffusione senza nostra espressa autorizzazione scritta. Ogni violazione comporta l'obbligo di risarcimento del danno.
Alle Rechte bei der Patent- oder Gebrauchsmustereintragung vorbehalten.
Toute Communication ou reproduction de ce document, toute exploitation ou communication de son contenu sont interdites, sauf autorisation écrite. Tous droits de propriété industrielle réservés, notamment en matière de brevets et de modèles.
Weitergabe sowie Vervielfältigung dieser Unterlage, Verwertung und Mitteilung ihres Inhalts nicht gestattet, soweit nicht ausdrücklich zugestanden. Zuwiderhandlungen verpflichten zu Schadenersatz.
Non è permesso consegnare o terzi o riprodurre questo documento, né utilizzare il contenuto o renderlo comunque noto a terzi senza espressa autorizzazione scritta. Ogni violazione obbliga al risarcimento dei danni. Tutti i diritti di proprietà industriale, in particolare di brevetti o modelli, sono riservati.
Copying of this document and giving it to others and the use or communication of the contents thereof, are forbidden without express authority. Offenders are liable to the payment of damages. All rights are reserved in the event of the grant of patent or registration of a utility model or design. This document is the subject of copyright.