◇1◇ SAFETY CHARACTERISTICS	0
◇2◇ SIGNIFICANT CHARACTERISTICS	1
◇CI◇ CUSTOMER INTERFACE	24

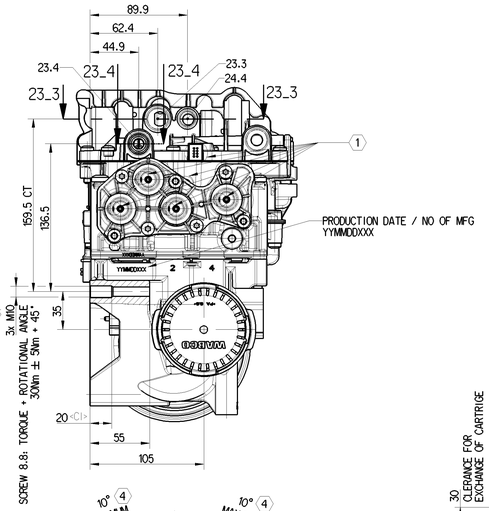

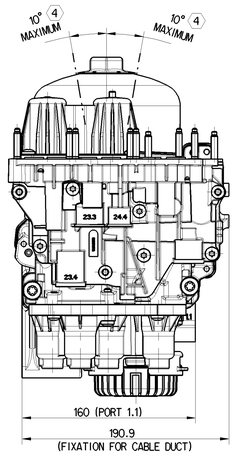

WABCO-NO.: 8580008544 (Doc.Code 007), REV. F
HDSCS, 8-POS 1.5mm TAB, CODE A
SUITABLE COUNTERPART:
AMP MCP 1.5k, TYCO ELECTRONICS NO.: 1418479

VIEW OF ELECTR. CONNECTOR	PIN NUMBER	FUNCTION	COATING
61.4, 61.3, 61.2, 61.1, 61.8, 61.7, 61.6, 61.5	61.1	CAN H	Au
	61.2	CAN L	Au
	61.3	CAN SHIELD	Au
	61.4	IGNITION (24V) K 15	Au
	61.5	CARTRIDGE HS	Sn
	61.6	CARTRIDGE LS	Sn
	61.7	BATTERY (24V) K 30	Sn
	61.8	GND	Sn

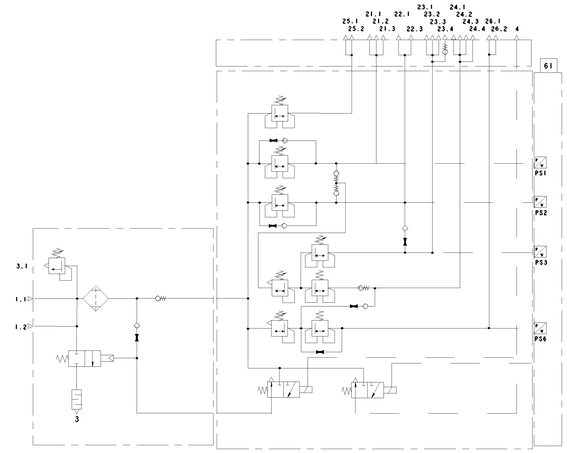

PORT	FUNCTION	CIRCUIT	CONNECTION	(SUITABLE FOR) TYPE OF RAUFOSS ABC PUSH-IN CONNECTOR (NOT INCLUDED)	DYNAMIC OPENING bar (+0.3/-0)	STATIC CLOSING bar (>=)	PRESSURE LIMITING bar (+0.2/-0.3)
1.1	SUPPLY	-	FROM COMPRESSOR		-	-	-
1.2	EXTERNAL FILLING	-	TO LH SIDE	KARTRIDGE SMALL	-	-	-
21.1	SERVICE BRAKE	1	TO MEASUREMENT	THREADLESS SMALL	7.8	4.5	-
21.2	SERVICE BRAKE	1	TO THE REAR	THREADLESS REGULAR	7.8	4.5	-
21.3	SERVICE BRAKE	1	TO THE CAB	THREADLESS REGULAR	7.8	4.5	-
22.1	SERVICE BRAKE	2	TO MEASUREMENT	THREADLESS SMALL	8.2	4.5	-
22.3	SERVICE BRAKE	2	TO THE CAB	THREADLESS REGULAR	8.2	4.5	-
23.1	PARKING BRAKE/ TRAILER	3	TO MEASUREMENT	THREADLESS SMALL	7.8	3.1	8.5
23.2	PARKING BRAKE/ TRAILER	3	TO THE REAR	THREADLESS HEAVY DUTY	7.8	3.1	8.5
23.3	PARKING BRAKE/ TRAILER	3	TO THE RH SIDE	KARTRIDGE REGULAR	7.8	3.1	8.5
23.4	PARKING BRAKE/ TRAILER	3	TO THE CAB TO THE REAR	KARTRIDGE REGULAR	7.8	3.1	8.5
24.1	AUXILIARY	4	TO MEASUREMENT	THREADLESS SMALL	>=7.9	4.5	8.5
24.2	AUXILIARY	4	TO THE REAR	THREADLESS REGULAR	>=7.9	4.5	8.5
24.3	AUXILIARY	4	TO THE CAB	THREADLESS REGULAR	>=7.9	4.5	8.5
24.4	AUXILIARY	4	TO THE RH SIDE	KARTRIDGE SMALL	>=7.9	4.5	8.5
25.1	AIR SUSPENSION	5	TO MEASUREMENT	THREADLESS SMALL	8.3	4.5	-
25.2	AIR SUSPENSION	5	TO THE REAR	THREADLESS REGULAR	8.3	4.5	-
26.1	POWER TRAIN	6	TO MEASUREMENT	THREADLESS SMALL	>=7.9	4.5	8.5
26.2	POWER TRAIN	6	TO THE REAR	THREADLESS REGULAR	>=7.9	4.5	8.5
3	EXHAUST	-			-	-	-
3.1	EXHAUST FOR SAFETY VALVE	-			14.5 +0/-1.5	-	-
4	COMPRESSOR CONTROL	-	TO THE REAR	THREADLESS SMALL	-	-	-

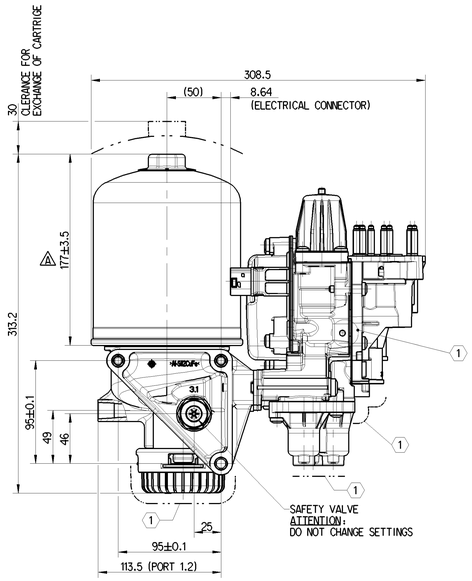

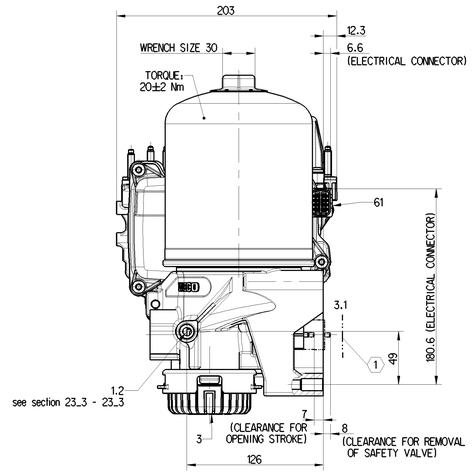

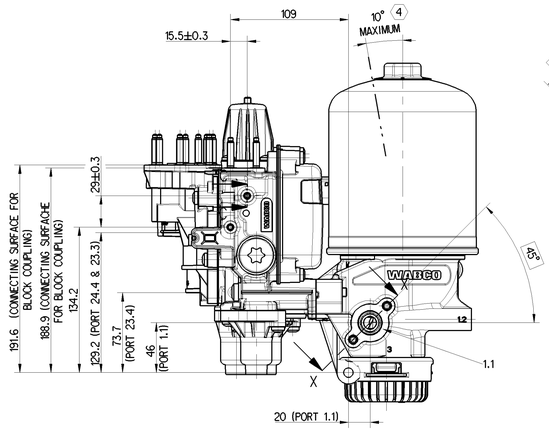

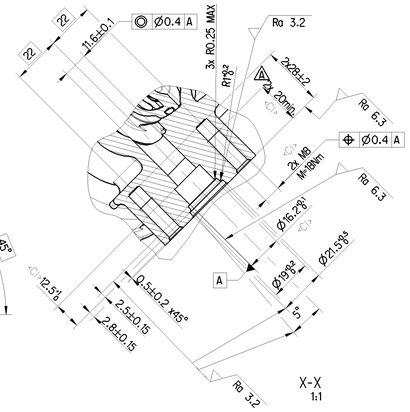

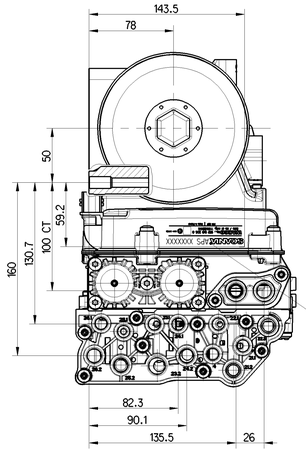

LASER MARKING(orientation as shown):
SCANIA LOGO
SCANIA PART NUMBER
WABCO LOGO
WABCO PART NUMBER
PRODUCTION DATE / NO OF MFG YYMMDDXXX
DATA MATRIX CODE
E1 MARK <2>
PRODUCTION RESPONSIBILITY INDICATION (PRI)
COUNTRY OF ORIGIN

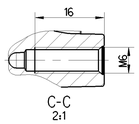

C-C
2:1

FIXATION FOR
CABLE DUCT
(2x)

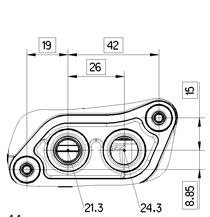

1:1

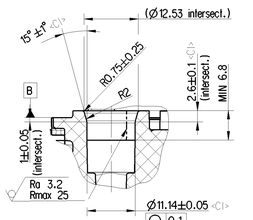

SWIVEL PORT FOR SMALL
TYPE OF RAUFOSS CONNECTOR
ABC THREADLESS PUSH-IN
COUPLING: 902 06 004
(7x)

S-S
2:1

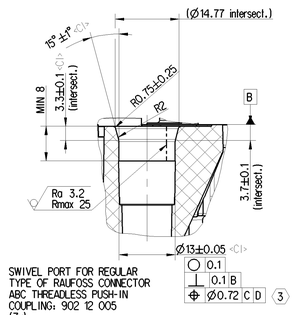

SWIVEL PORT FOR REGULAR
TYPE OF RAUFOSS CONNECTOR
ABC THREADLESS PUSH-IN
COUPLING: 902 12 005
(7x)

R-R
2:1

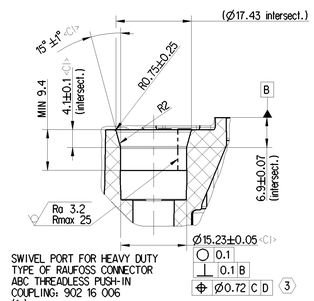

SWIVEL PORT FOR HEAVY DUTY
TYPE OF RAUFOSS CONNECTOR
ABC THREADLESS PUSH-IN
COUPLING: 902 16 006
(1x)

H-H
2:1

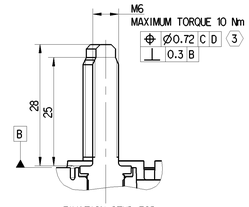

FIXATION STUD FOR
BLOCK COUPLINGS
(10x)

Y-Y
2:1

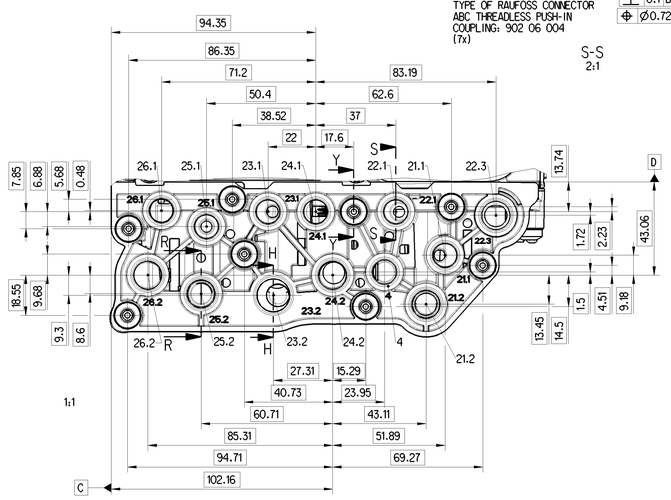

1:1

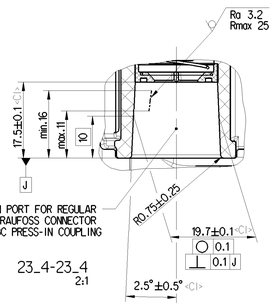

PRESS-IN PORT FOR REGULAR
TYPE OF RAUFOSS CONNECTOR
ABC PRESS-IN COUPLING

23_4-23_4
2:1

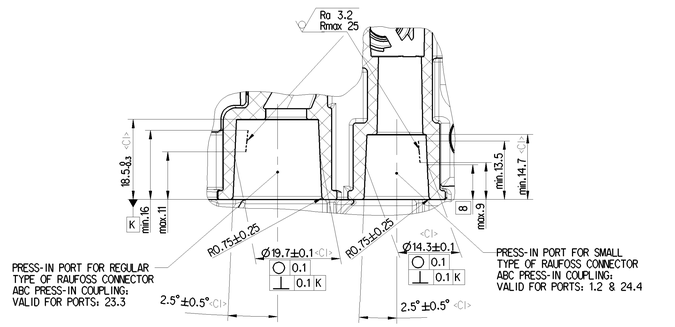

PRESS-IN PORT FOR REGULAR
TYPE OF RAUFOSS CONNECTOR
ABC PRESS-IN COUPLING:
VALID FOR PORTS: 23.3

PRESS-IN PORT FOR SMALL
TYPE OF RAUFOSS CONNECTOR
ABC PRESS-IN COUPLING:
VALID FOR PORTS: 1.2 & 24.4

23_3-23_3
2:1

GENERAL NOTES:

CONTINUOUS OPERATING TEMPERATURE: -40°C....+90°C
TEMPERATURE RANGE WITH FULL DRYING PERFORMANCE: -40°C....+65°C
SHORT TERM MAXIMUM INLET TEMPERATURE: 110°C FOR 5 MIN.

MEDIUM: COMPRESSED AIR

WORKING PRESSURE: $p_e$max.=13 bar

1. BREATHING/EXHAUSTING AREAS MARKED: MUST NOT BE OBSTRUCTED
2. PLEASE DO NOT TOUCH THE MALE MULTIPOINT CONNECTOR CONTACTS
3. DATUM B = CONNECTING SURFACE BETWEEN BLOCK COUPLING AND E-APU
   DATUM C and D = CORRESPONDING REFERENCE
4. INSTALLATION POSITION: AS DRAWN (deviation only with WABCO agreement)

CLEANLINESS CLASS: JED-593 CCC=A (KOO). A=2027722.4 mm²

BOOTLOADER-SW (VERSION 1.2.0): 246 260 008 2
APPLICATION-SW (VERSION 05.4.0): 246 260 201 2

General Specification: ISO 8015, JED-334-1, Size ISO 14405 LP				Copyright ZF®			
Further Technical Data: 932 510 206 0				Date	Signature		
Doc. Code: 035				Drawn 2023-06-14	Oliveira	E-APU	
				Checked 2023-06-15	Kostrzewa		
General Tolerances JED-261							
Class 11	Range of nominal dimensions in mm: ≤ 50, > 50 ≤ 180, > 180 ≤ 400, > 400						
Fine	±0.5	±1	±1.5	±2			
Medium X	±1	±2	±3	±4	±3°		
Coarse	±2	±3.5	±5	±6.5			
Tapped Holes acc.							
11 Tolerance Class Applied Crossnarked							

Dimensions in mm

Mass	Scale	Material No.	Date of first issue: 2021-04-15
8.128	1:2 (1:1;2:1)	932 510 207 0	Doc.Code 005 / Language EN / Sheet 1/1
Size A 0	CAD System CREO	EDM No. 514369 / Revision 2x A / Techn. Reg. 5112	Replaced for

100mm

Tudo comunicado ou reproduzido de este documento, bem como a utilização e a comunicação do seu conteúdo não são permitidas, salvo autorização expressa. Os infratores ficam obrigados a indemnização. Reservados todos os direitos em caso de patente, marca registada, modelo de utilidade ou desenho ou modelo. Sem autorização prévia, não é permitida a reprodução, a utilização para qualquer finalidade ou a comunicação a terceiros do presente documento ou do seu conteúdo. Não nos responsabilizamos por danos resultantes de utilização imprópria ou alterações efectuadas no documento.
Nos proibimos que este documento seja entregue a terceiros sem nossa permissão, seja reproduzido ou utilizado para qualquer finalidade ou seja comunicado a terceiros o seu conteúdo. Os infratores ficam obrigados a indemnização. Todos os direitos reservados em caso de patente, modelo de utilidade ou desenho ou modelo. Nos reservamos todos os direitos em caso de pedido de patente, modelo de utilidade ou desenho ou modelo.
Ninguém está autorizado a usar, copiar ou divulgar o conteúdo deste documento sem nossa autorização. Os infratores ficam obrigados a indemnização. Todos os direitos reservados em caso de patente, modelo de utilidade ou desenho ou modelo.