<1> SAFETY CHARACTERISTICS	0
<2> SIGNIFICANT CHARACTERISTICS	2

DANGER

ENSURE EXTENSION LOCKING BEFORE INFLATING; ANY UNINTENDED DETACHMENT HAS TO BE PREVENTED
VOR DRUCKBEAUFSCHLAGUNG GEWAEHRLEISTEN, DASS DIE SCHLAUCHVERLAENGERUNG EINGERASTET IST UND SICH NICHT SELBSTTAETIG LOESEN KANN

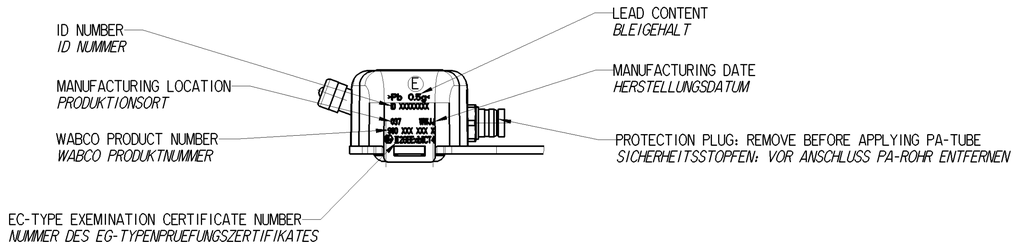

B-B
2:1

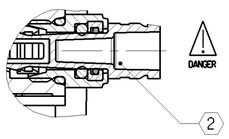

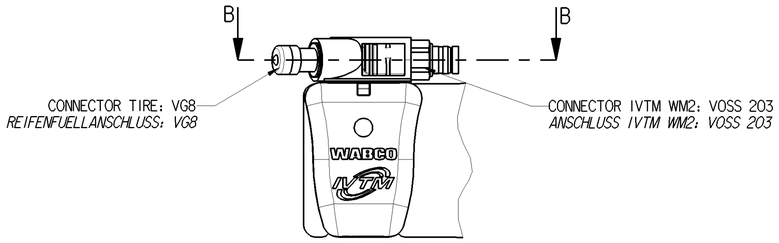

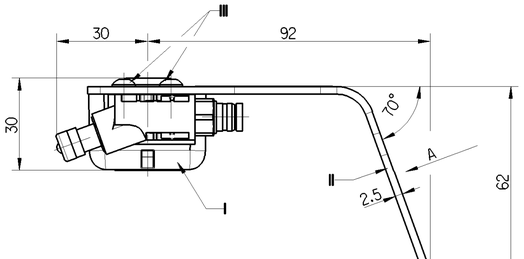

VIEW LOOKING IN DIRECTION OF ARROW : **A**
ANSICHT IN RICHTUNG : **A**

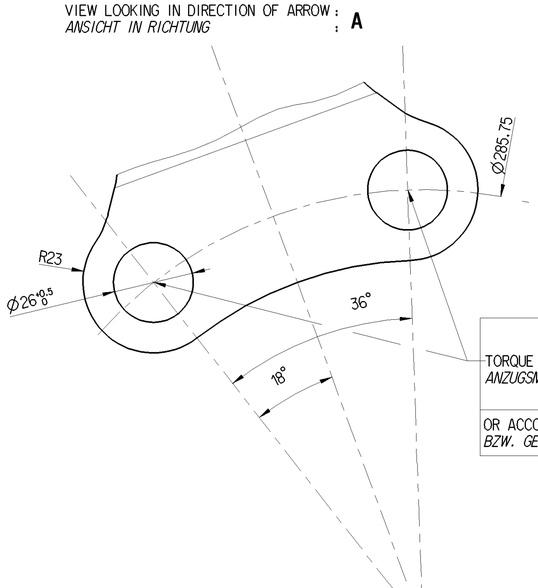

TORQUE *ANZUGSMOMENT*	FOR STEEL WHEELS: *FUER STAHLRAEDER:*	450-550 Nm
	FOR ALUMINIUM WHEELS: *FUER ALUMINIUMRAEDER:*	550-650 Nm
OR ACCORDING TO THE MANUFACTURER´S SPECIFICATIONS *BZW. GEMAESS HERSTELLERANGABE*		

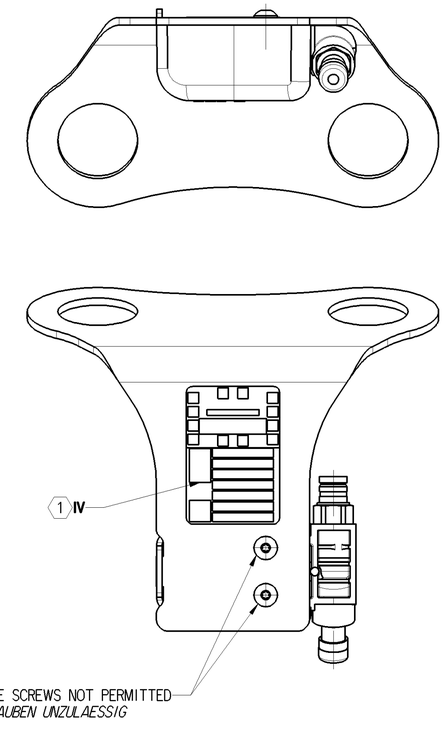

LOOSENING OF THE SCREWS NOT PERMITTED
LOESEN DER SCHRAUBEN UNZULAESSIG
<2>

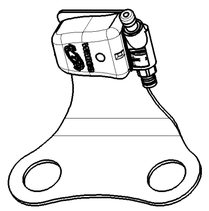

1:2

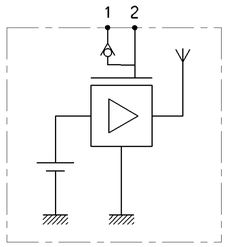

FUNCTIONAL SCHEME
FUNKTIONSDIAGRAMM

(E) PRECISION *GENAUIGKEIT*	Temperature	0...+70°C	-20...0°C +70...+85°C	-40...-20°C +85...+125°C
	max FSO [%]	1.33	2	3.2

	RF POWER *SENDELEISTUNG*	-12 dBm
	TRANSMITTER FREQUENCY *SENDEFREQUENZ*	min 433.82MHz max 434.02MHz
	THERMAL RANGE *THERM.ANWENDUNGSBEREICH*	-40°C...+90°C AND 120°C - 24h
	MEDIUM: *MEDIUM:*	AIR *LUFT*
(E)	EMC NUMBER: *EMC NUMMER:*	E1 10R-058164
(E)	MEASURING RANGE: *DRUCK MESS BEREICH:*	200 < P < 1400 kPa RELATIVE TO ATMOSPHERIC PRESSURE= 100kPa *RELATIV ZUM* *ATMOSPHAERENDRUCK= 100kPa*
	DEGREE OF PROTECTION WITH EXTENSION *SCHUTZART MIT VERLAENGERUNG*	IP6K6K IP6K7 IP6K9K
	FOR FURTHER TECHNICAL DATA SEE PRODUCT SPECIFICATION *WEITERE TECHNISCHE DATEN SIEHE PRODUKT SPEZIFIKATION*	960 731 990 0
<2>	(1) LABEL, CONTENTS SEE DOCUMENT *"LABELING INFORMATION"*	960 731 073 0 (DOC. CODE 922)
(E)	(2) PUSH-TO-CONNECT WITH PA-TUBE 6 X 1,5; PA12PHLY ONLY *PUSH-TO-CONNECT NUR MIT PA-TUBE 6 X 1,5; PA12PHLY*	
(E)	CONTAINS LITHIUM BATTERY *ENTHÄLT LITHIUM BATTERIE*	Li CONTENT: 0,15g *LITHIUM ANTEIL 0,15g*

	MATERIAL *WERKSTOFF*	SURFACE PROTECTION *OBERFLAECHENSCHUTZ*
I	JED-352-9	-
II	Fe JED-589-1	Zn/C JED-739-3 COLOUR SHADE: SILVER *FARBTON : SILBER*
III	STEEL *STAHL*	ZINC COATING ACCORDING TO JED-256-4 *VERZINKUNG NACH JED-256-4*
IV	SELF-ADHESIVE FOIL/ POLYESTER *SELBSTKLEBENDE FOLIE/ POLYESTER*	-

(E)

General Specification: JED-334-1 ISO 14405 LP					
Further Technical Data:					
Doc. Code:		Sheet:		To	
General Tolerances JED-261					
Range of Nominal Dimensions (± mm)					
Class 1)	≤ 50	> 50 ≤ 180	> 180 ≤ 400	> 400	∢
Fine	0.5	1.0	1.5	2.0	
Medium X	1.0	2.0	3.0	4.0	±3°
Coarse	2.0	3.5	5.0	6.5	
Tapped Holes acc. JED-152					
1) Tolerance Class Applied Crossmarked					

Copyright WABCO®

Date	Signature
Drawn 2017-02-14	Markuszewski
Checked 2017-02-22	Cornelius
Expert CORNELIUS	

WABCO

IVTM WHEEL MODULE 2
IVTM RADMODUL 2

Mass	Scale	Material No.	Date of first issue: 2009-03-10		
0.3 KG	1:1	960 731 073 0	Doc.Code 005	Language DE	Sheet 1/1
Size A 1	CAD System CREO	ECN-No. 169421	Revision 7x E	Techn. Resp. 6033	Replacement for

100mm

Toute Communication ou reproduction de ce document, toute exploitation ou communication de son contenu sont interdites, sauf autorisation écrite. Tous droits de propriété intellectuelle réservés, notamment en matière de brevets et de modèles.

Weitergabe sowie Vervielfältigung dieser Unterlage, Verwertung und Mitteilung ihres Inhalts nicht gestattet, soweit nicht ausdrücklich zugestanden. Zuwiderhandlungen verpflichten zu Schadenersatz. Alle Rechte für den Fall der Patent-, Gebrauchsmuster- oder Geschmacksmustereintragung vorbehalten.

Non è permesso consegnare o farli a terzi o riprodurre questo documento, né utilizzare il contenuto o renderlo comunque noto o farlo disporre di terzi. Tutti i diritti di proprietà intellectuale sono riservati, in particolare i diritti derivanti da brevetti o modelli.

Copying of this document and giving it to others and the use or communication of the contents thereof, are forbidden without express authority. Offenders are liable to the payment of damages. All rights are reserved in the event of the grant of patent or registration of a utility model or design. This document is the subject of copyright.

Erw. 960731_005 / Version 7E / Date: Date Release: 2009-03-10 / Template: 960731_A02