PEDALIER AVEC ROBINET DE FREIN LIMITE
INTEGRATED PEDAL UNIT (IPU) WITH LIMITED BRAKE VALVE

CARACTERISTIQUE EMETTEUR A VIDE
MASTER CYLINDER CHARACTERISTICS WITHOUT OIL

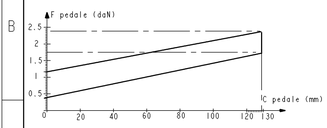

[3]<2> CARACTERISTIQUES ROBINET DE FREIN
BRAKE VALVE CHARACTERISTICS

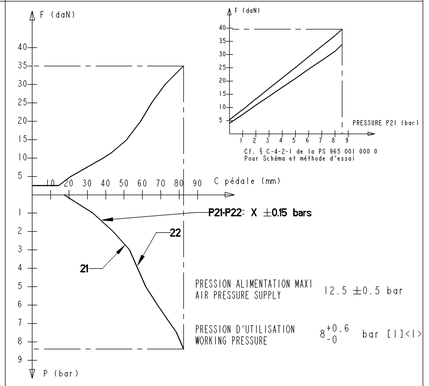

X	VARIANTE PEDALIER IPU VARIANT	REF RENAULT RENAULT REFERENCE	VARIANTE ROBINET DE FREIN BRAKE VALVE VARIANT
0.15	965 001 011 0	(L) 7421342029 (J)(K)	461 494 534 2
0.3	965 001 001 0	(L) 7421342019 (J)(K)	461 494 531 2
0.45	965 001 003 0	(L) 7421446515 (J)(K)	461 494 533 2

PEDALIER AVEC ROBINET DE FREIN NON LIMITE
INTEGRATED PEDAL UNIT (IPU) WITH NON LIMITED BRAKE VALVE

CARACTERISTIQUES EMETTEUR A VIDE
MASTER CYLINDER CHARACTERISTICS WITHOUT OIL

IDENTIQUES A LA VERSION LIMITEE
SAME THAN LIMITED VERSION

[3]<2> CARACTERISTIQUES ROBINET DE FREIN
BRAKE VALVE CHARACTERISTICS

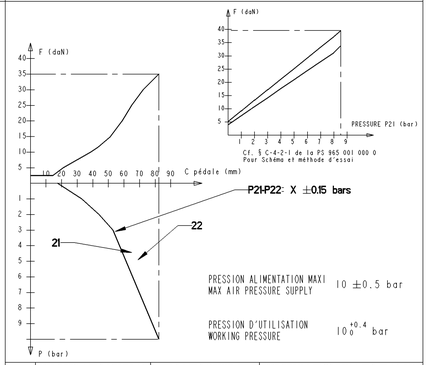

X	VARIANTE PEDALIER IPU VARIANT	REF RENAULT RENAULT REFERENCE	VARIANTE ROBINET DE FREIN BRAKE VALVE VARIANT
0.15	965 001 009 0	(L) 7421446518 (J)(K)	461 494 535 2
0.3	965 001 002 0	(L) 7421342024 (J)(K)	461 494 532 2



ORIENTATION DE L'EPINGLE
PIN ORIENTATION

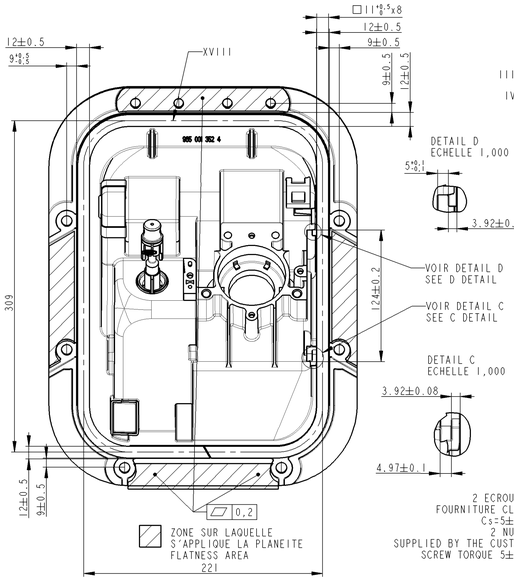

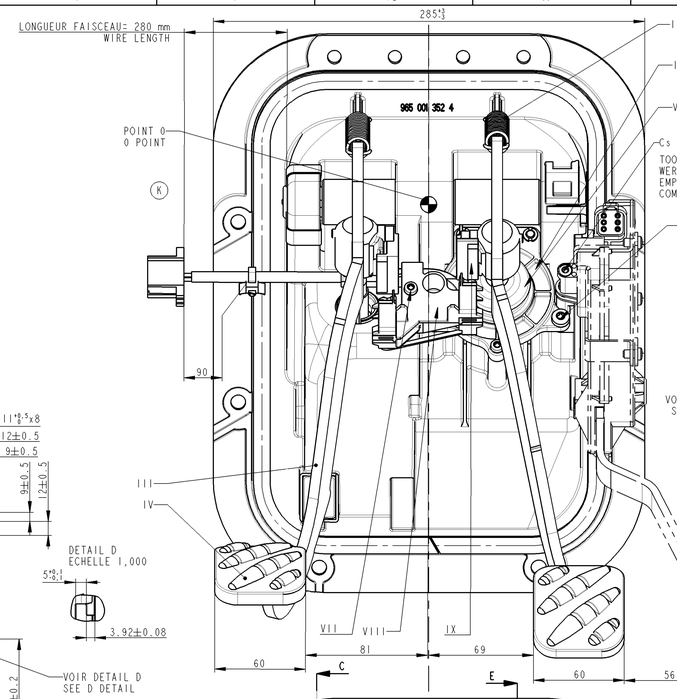

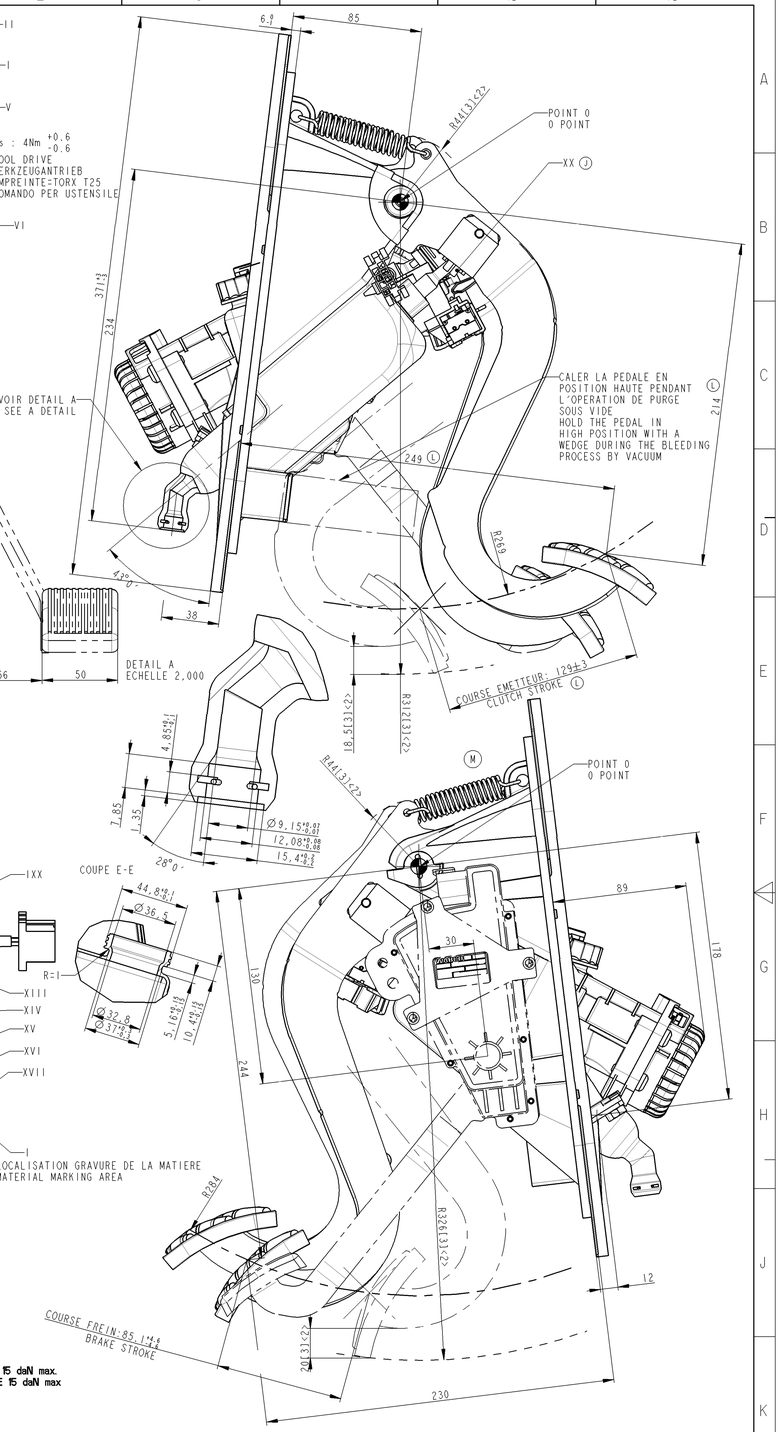

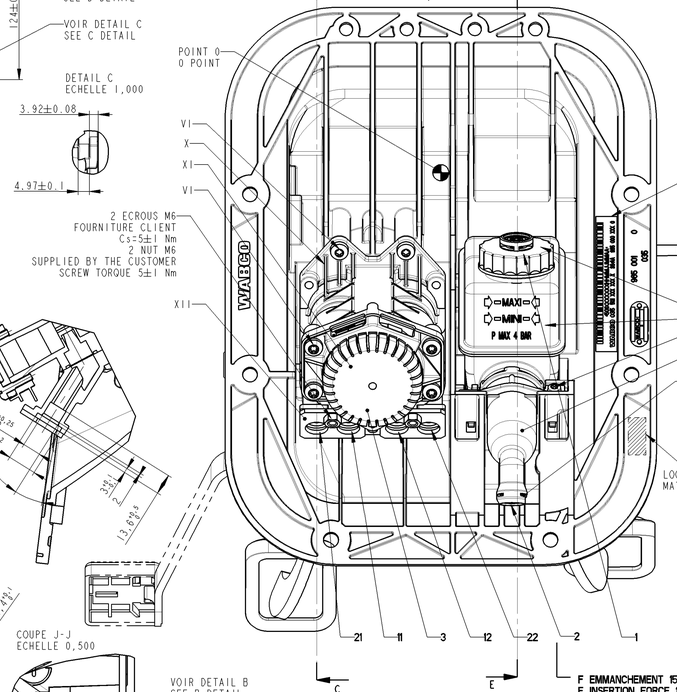

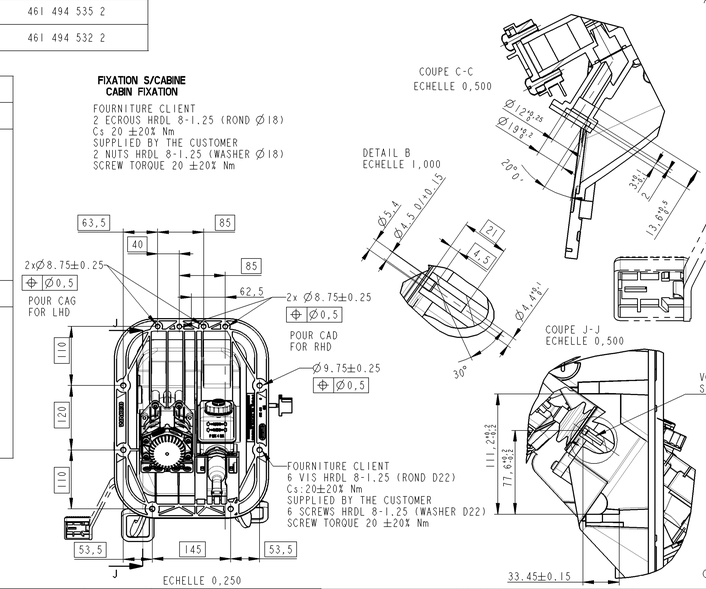

REPERE ITEM	MATIERE MATERIAL	[3]<2> SURFACE DE PROTECTION SURFACE PROTECTION
I	PA6T/6I G50	
II	JED-049-M/Fe	BEZINAL
III	E420 /Fe	JED-240-2
IV	CAOUTCHOUC	
V	JED-487-2/EPDM	
VI	JED-051-M4/Fe	JED-378
VII	JED-733-6/Fe	
VIII	JED-534-3/PA6-6	
IX	JED-005-M3/POM	
X	JED-004-M/Z	JED-260
XI	JED-534-1/PA6-6	
XII	JED-682/PPS	
XIII	PP	
XIV	PPK 40-32	
XV	JED-534-1/PA6-6	
XVI	PAA	
XVII	JED-049-M/Fe	JED-232-5
XVIII	CR	
IXX	POLYESTHER	
XX	PA 4.6 (J)	

SYMBOLES ISO 1219

FREIN
BRAKE

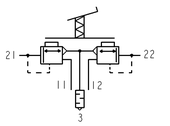

EMETTEUR
MASTER CYLINDER

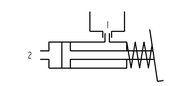

CARACTERISTIQUES COMMUNES
COMMON CHARACTERISTICS

THERMAL RANGE THERM ANWENDUNGSBEREICH TEMPERATURE D'UTILISATION TEMPERATURA DI UTILZZAZIONE	+80°C -40°C
FIRE STANDARD - NORME FEU -	FMV SS302
WORKING POSITION EINBAUKAGE POSITION DE FONCTIONNEMENT POZITIONE DI FUNZIOAMENTO	
COORDONNEES POINT 0 0 POINT COORDINATES X -915 Z +429 Y -700 CAG H +700 CAD H -600 CAG M +600 CAD M	

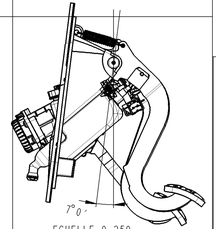

ECHELLE 0,250

Connector FCI 8 pins
ref: RT94PH08VL*T Purple
Connecteur FCI 8 voies
ref: RT94PH08VL*T Violet

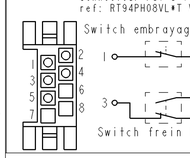

N° COSSE PIN NUMBER	COULEUR FIL WIRE COLOR	FONCTION FUNCTION
1	NOIR BLACK	COM EMBRAYAGE
2	GRIS GREY	NC EMBRAYAGE
3	MARRON BROWN	COM FREIN
4	ROUGE RED	NO FREIN
5	JAUNE YELLOW	NC FREIN

CARACTERISTIQUES DE L'EMETTEUR
MASTER CYLINDER CHARACTERISTICS

	MARKING OF PORTS KENNZEICHNUNG DER ANSCHLUESSE MARQUAGE DES ORIFICES MARCATURA DEGLI ORIFIZI	USABLE HYDRAULIC VOLUME NUTZBARES HYDRAULIKVOLUMEN VOLUME HYDRAULIQUE UTILE CILINDRATA UTILE	SEE PS 965 001 000 0 - VOIR PS 965 001 000 0 -
P2	DELIVERED HYDRAULIC PRESSURE AUSGESTEUERTER HYDRAULKDRUCK PRESSION HYDRAULIQUE DELIVREE PRESSIONE IDRAULICO LIBERATA	SEE PS 965 001 000 0 - VOIR PS 965 001 000 0 -	
1	OIL INLET OELZUFLUSS ALIMENTATION HUILE ALIMENTATION OLIO		
2	DELIVERY AUSGESTEUERTE UTILISATION UTILIZZAZIONE	HYDRAULIC FLUID HYDRAULIKFLUESSIGKEIT FLUIDE HYDRAULIQUE FLUIDO IDRAULICO	DOT 4 (BASED BRAKE FLUID) SAE J1703

CARACTERISTIQUES DU FREIN
BRAKE VALVE CHARACTERISTICS

	MARKING OF PORTS KENNZEICHNUNG DER ANSCHLUESSE MARQUAGE DES ORIFICES MARCATURA DEGLI ORIFIZI		
11 12	AIR INLET AIR ZUFLUSS ALIMENTATION EN AIR ALIMENTATION AIR	SEE PS 965 001 000 0 - VOIR PS 965 001 000 0 -	
21 22	DELIVERY AUSGESTEUERTE UTILISATION UTILIZZAZIONE		
3	ESCAPE OF AIR LUFTAUSTRITT ECHAPPEMENT SCARICA D'ARIA	INTEGRATED SILENCER GERAEUSCHDAEMPFER SILENCIEUX INTEGRE SILENZIATORE	NOISE REDUCTION (FOR P21/22= 8 bar) : 72 dB(A) - REDUCTION DE BRUIT (POUR P21/22 = 8 bar) : 72 dB(A) -

12x < > SPECIAL CHARACTERISTICS
CARACTERISTIQUES SPECIALES

(K) PRODUCT OF SAFETY AND/OR SUBJECTED A REGLEMENTATION
PRODUIT DE SECURITE ET OU SOUMIS A REGLEMENTATION (J)

General Specification: JED-334-0	Copyright WABCO®	WABCO	
Further Technical Data: -	Date / Signature		
Doc. Code:	Drawn: 2011-06-20 Rossard	Sheet/: To:	PEDAL UNIT PEDALEINHEIT PEDALIER PEDALIERA
General Tolerances JED-261	Checked: 2011-06-29 Osman		
Range of Nominal Dimensions (in mm)	Expert: Sourier		
Class 1) ≤ 50 ; > 50 ≤ 180 ; > 180 ≤ 400 ; > 400	Mass: 0,700	Scale:	Material No.: 965 001 000 0
Fine 0.5 1.0 1.5 2.0	Size: A 0	CAD System: Pro/E	Date of first issue: 053 ML
Medium 1.0 2.0 3.0 4.0 ±3°	CDB No.: 152880	Revision: tx M	Tech. Resp.: 5190
Coarse 2.0 3.5 5.0 6.5	Replacement for: 8841 618 630 0		Doc.-Code: Language: Sheet: 1/1
Tapped Holes acc.: -			
1) Tolerance Class Applied Crossmarked			

Ce document contient des informations de nature confidentielle et/ou protégé par le droit d'auteur. Il ne doit pas être communiqué à des tiers sans l'autorisation écrite de WABCO. Il ne doit pas être utilisé à des fins autres que celles pour lesquelles il a été remis. Il ne doit pas être reproduit, en tout ou partie, sans l'autorisation écrite de WABCO.
This document contains information of a confidential nature and/or protected by copyright. It must not be disclosed to third parties without WABCO's written consent. It must not be used for purposes other than those for which it was delivered. It must not be reproduced, in whole or in part, without WABCO's written consent.