DEVICE EXTREME POSITIONS WHEN BLEEDING
MAX. SCHIEFSTAND DES GERAETES WAEHREND DER ENTLUEFTUNG
POSITIONS EXTREMES DE L'APPAREIL PENDANT LA PURGE
POSIZIONI ESTREME DELL'APPARECCHIO DURANTE LO SPURGO

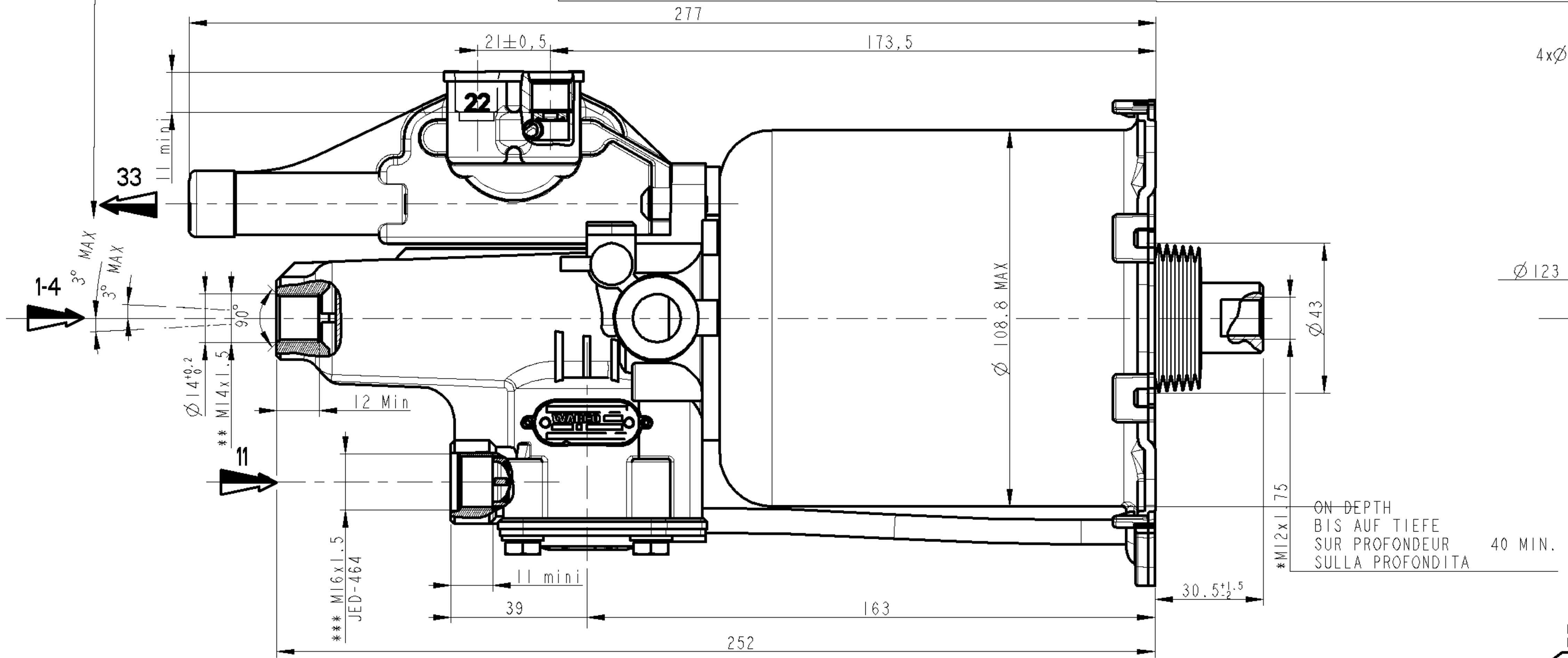

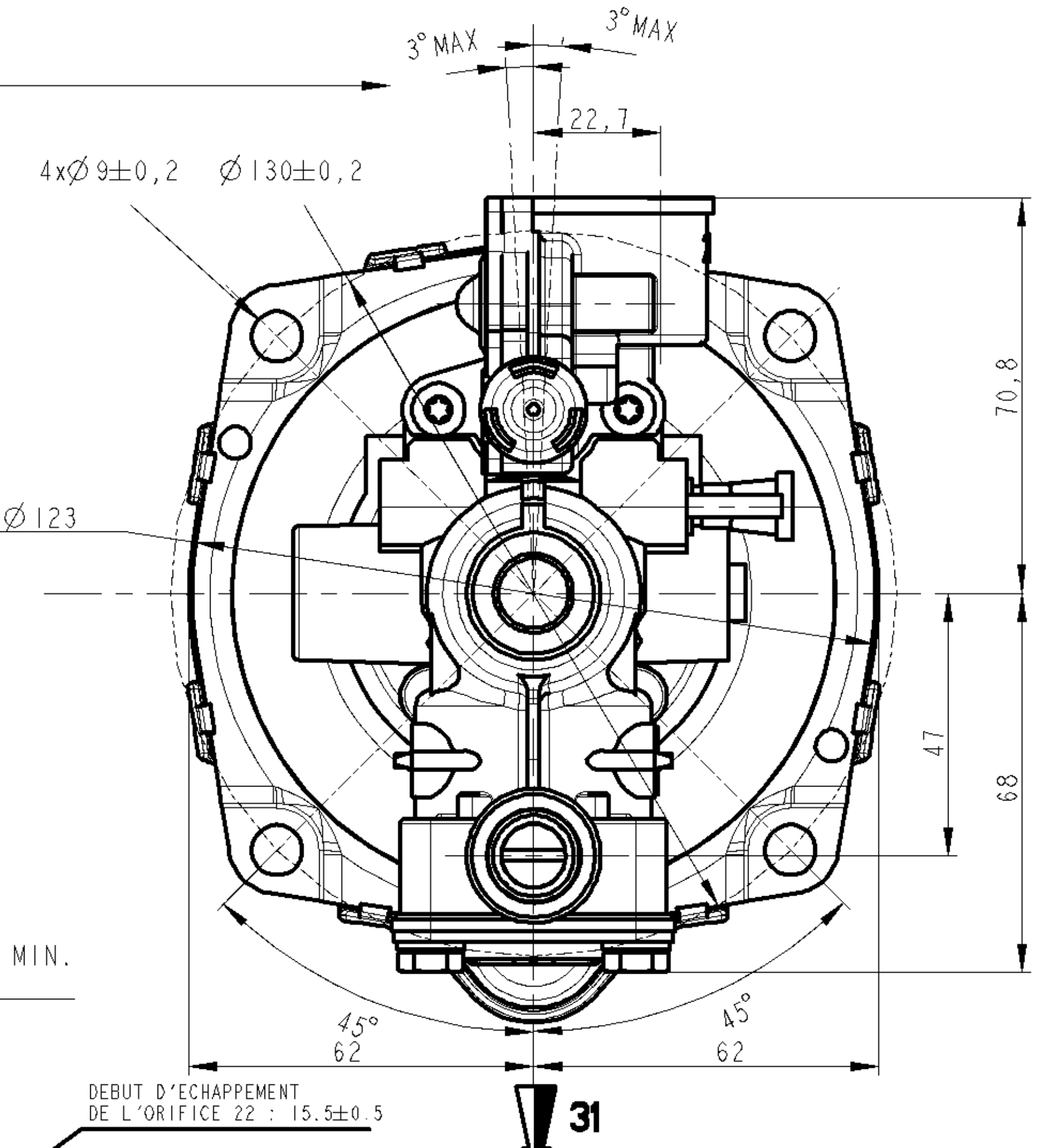

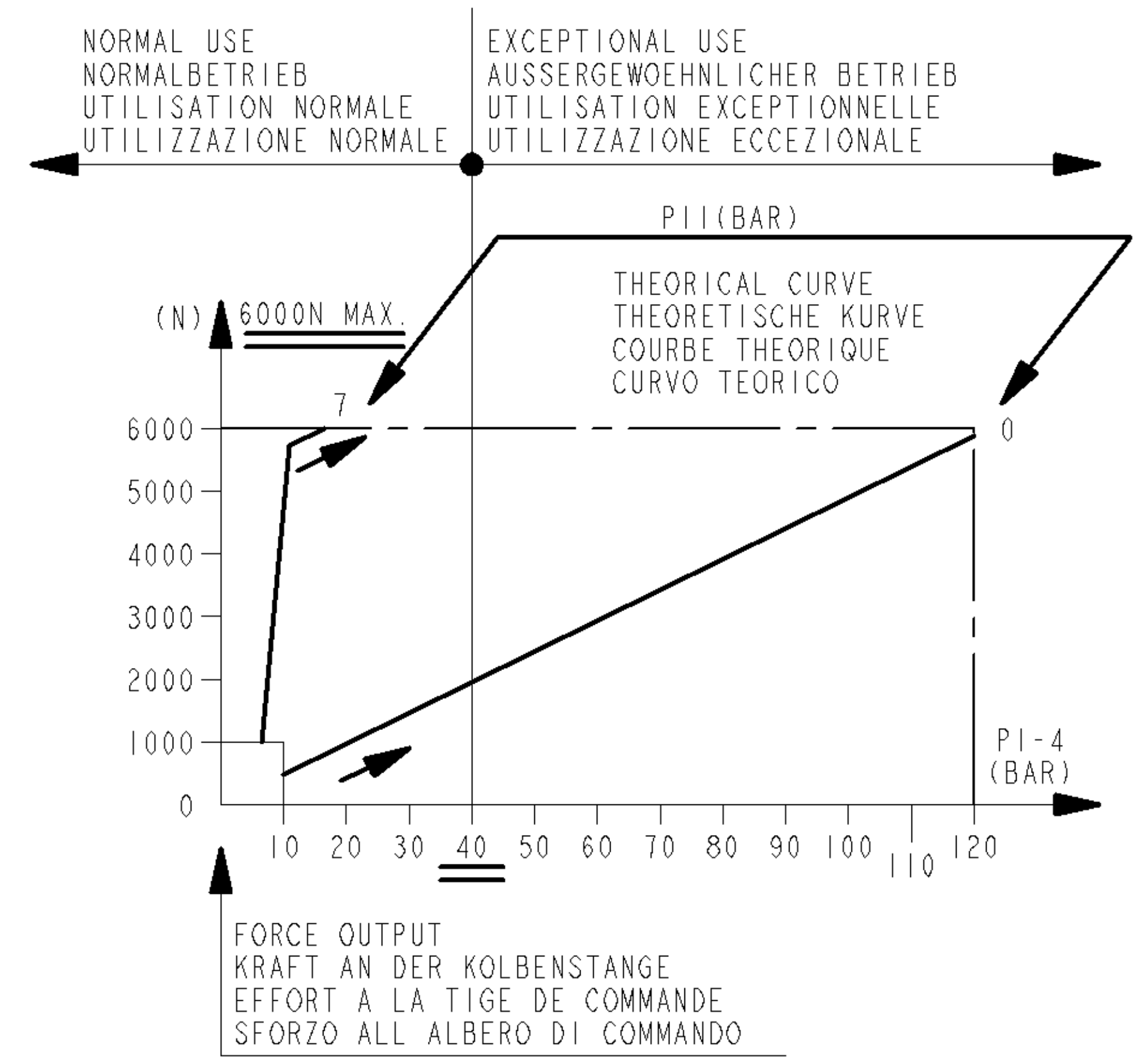

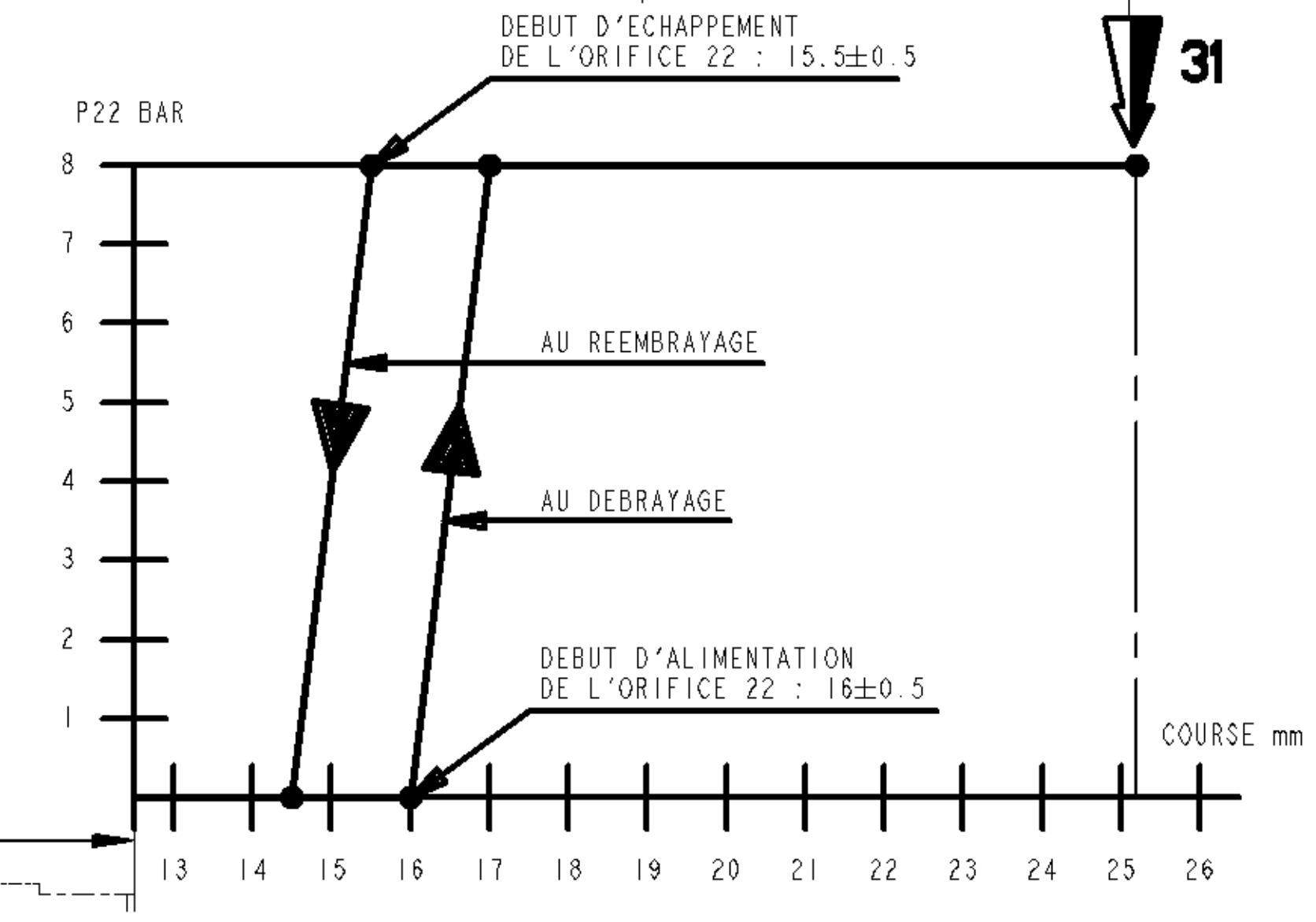

OIL VOLUME INPUT NUTZBARES HYDRAULISCHES VOLUMEN VOLUME D'HUILE ABSORBE VOLUME D'OLIO ASSORBITO	V=(SHxC)+K

K	ABSORPTION AT 120 BAR FOR C=0 AUFNAHME BEI 120 BAR FUER C=0 ABSORPTION A 120 BAR POUR C=0 ASSORBIMENTO A 120 BAR PER C=0	K<1.5 cm3
SH	HYDRAULIC SECTIONAL AREA HYDRAULISCHER QUERSCHNITT SECTION HYDRAULIQUE SEZIONE IDRAULICO	4.89 cm2
C	GEAR DISENGAGING STROKE AUSKUPPLUNGSHUB COURSE DE DEBRAYAGE CORSA DI DISINNESTO	

HYDRAULIC FLUID HYDRAULIKFLUESSIGKEIT FLUIDE HYDRAULIQUE FLUIDO IDRAULICO	:BRAKE FLUID :BREMSFLUESSIGKEIT :GLYCERO ALCOOLIQUE :LIQUIDO PER FRENI	SAE J 1703
THERMAL RANGE THERMISCHER ANWENDUNGSBEREICH TEMPERATURE D'UTILISATION TEMPERATURA DI UTILIZZAZIONE	- 30°C..+100°C	
SUPPLY PRESSURE VORRATSDRUCK PRESSION PNEUMATIQUE D'ALIMENTATION PRESSIONE PNEUMATICA DI ALIMENTAZIONE	10 BAR MAX	
NO STROKE LIMITER IN THE DEVICE KEIN HUBBEGRENZUNG IM GERAET PAS DE LIMITATION DE COURSE DANS L'APPAREIL NESSUNA LIMITAZIONE DI CORSA NELL'APPARECHIO		

CAUTION :DO NOT ACTUATE THE DEVICE IF NOT FITTED ON ITS MOUTING BRAKET
VORSICHT :GERAET DARF NUR IM EINGEBAUTEN ZUSTAND BETAETIGT WERDEN
ATTENTION :NE PAS ACTIONNER L'APPAREIL S'IL N'EST PAS FIXE SUR SON SUPPORT
ATTENZIONE:NON METTERE IN FUNZIONE L'APPARECCHIO SE NON E'FISSATO AL SUPPORTTO

POSITION TO NOTE (CLUTCH IN NEW CONDITION)
AUF STELLUNG ACHTEN (KUPPLUNG IN NEUEM ZUSTAND)
POSITION A RESPECTER (EMBRAYAGE ETAT NEUF)
POSIZIONE DA RISPETTARE (FRIZIONE NUOVA)

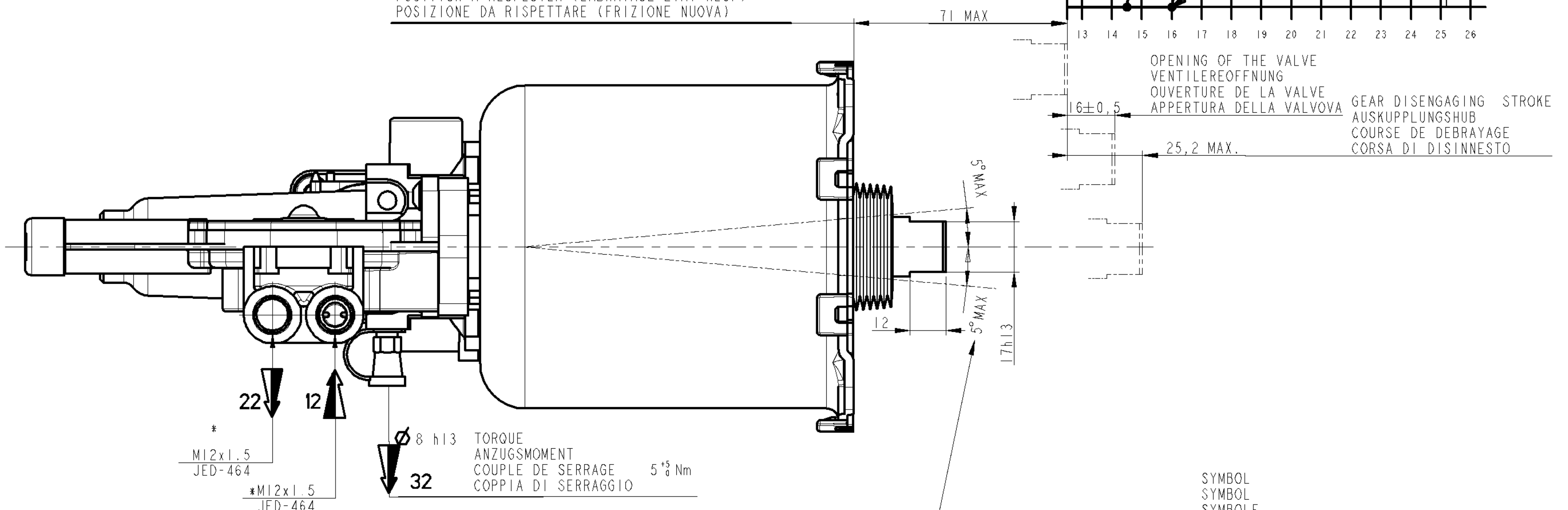

TORQUE
ANZUGSMOMENT
COUPLE DE SERRAGE 5^{+5}_{0} Nm
COPPIA DI SERRAGGIO

MISALIGNMENT OF PUSH ROD IN ANY DIRECTION
AUSLENKUNG DER DRUCKSTANGE ALLSEITIG
DEBATTEMENT DE LA BIELLE EN TOUTES DIRECTIONS
DEVIAZIONE DELL ASTA DI COMMANDO IN TUTTE LE DIREZIONE

SYMBOL
SYMBOL
SYMBOLE
SIMBOLO

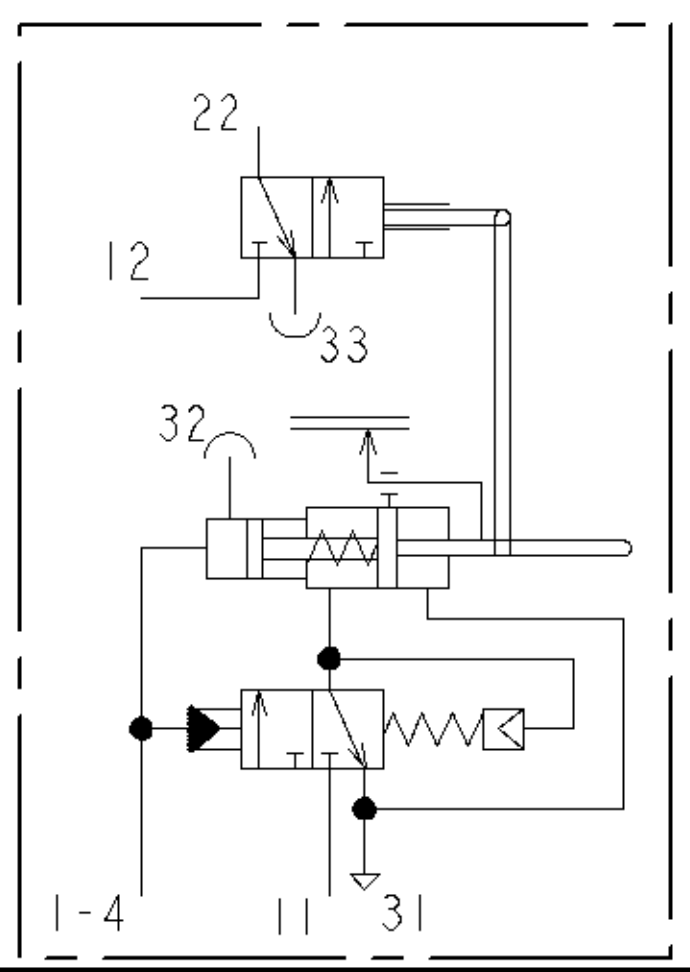

MARKING OF PORTS KENNZEICHNUNG DER ANSCHLUESSE MARQUAGE DES ORIFICES MARCATURA DEGLI ORIFIZI		32	BLEED SCREW ENTLUEFTUNGSSCHRAUBE VIS DE PURGE VITE DI SPURGO
11	AIR INLET VORRATSLEITUNG ALIMENTATION AIR ALIMENTAZIONE ARIA	12	AIR INLET VORRATSLEITUNG ALIMENTATION AIR ALIMENTAZIONE ARIA
1-4	OIL INLET OELZUFLUSS ALIMENTATION HUILE ALIMENTAZIONE OLIO	22	DELIVERY AUSGESTEURTE LUFT UTILISATION UTILIZZAZIONE
31	AIR EXHAUST ENTLUEFTUNG ECHAPPEMENT SCARICO	33	AIR EXHAUST ENTLUEFTUNG ECHAPPEMENT SCARICO

12 AND 22 TO BE CONNECTED WITH FLEXIBLE PIPES
12 UND 22 DURCH SCHAUCHE VERBUNDEN
12 ET 22 A RACCORDER AVEC TUYAUX SOUPLES
12 E 22 RACCORDAMENTO CON TUBE FLESSIBILE
PORT FOR SECUNDARY DEVICES
ANSCHLUSS FUER SEKUNDAERGERAETE
ORIFICE POUR APPAREILS SECONDAIRES
ORIFIZIO PER APPARECCHI SECONDARI

TORQUE FOR CONNECTIONS ANZUGSMOMENT FUER ANSCHLUESSE COUPLE DE SERRAGE DES RACCORDS COPPIA DI SERRAGGIO DEI RACCORDI	*	21 N.m MAX
	**	25 N.m MAX
	***	34 N.m MAX

GENERAL SPECIFICATION:		JED-334-0							
FURTHER TECHNICAL DATA:									
DOC. CODE:		SHEET: TO				04 204	J	04-07-26	
GENERAL TOLERANCES							H		
CLASS 1)		RANGE OF NOMINAL DIMENSIONS (± mm)					G		
		≤ 50	> 50 ≤ 180	> 180 ≤ 400	> 400		F		
							E		
FINE		0.5	1.0	1.5	2.0		D		
MEDIUM	X	1.0	2.0	3.0	4.0	±3°	C		
COARSE		2.0	3.5	5.0	6.5		B		
TAPPED HOLES ACC. ISO 4039 / JED-152							A		
1) TOLERANCE CLASS APPLIED CROSSMARKED						DCN-NO.	REV.	DATE	

Pro/ENGINEER DRAWING COPYRIGHT		WABCO
DATE	SIGNATURE	
DRAWN		CLUTCH-SERVO KUPPLUNGSVERSTAERKER SERVO-DEBRAYAGE SERVO-FRIZIONE
04-07-26	SENE H.	
CHECKED		
04-07-26	L'HER D.	
EXPERT CODE 107		
MASS 3 KG	SCALE 1:1	PRODUCT IDENTIFICATION NO. 970 051 402 0 — DOC. CODE 605 — SHEET 1/1
SIZE A 1	TRI 570	FUNCTION CODE — SHAPE CODE — PRODUCT TYPE 5630 — REPLACEMENT FOR DRAWING OF 93-10-07

Drw.: 970051402O___605
Mdl.: 970051402O___A02