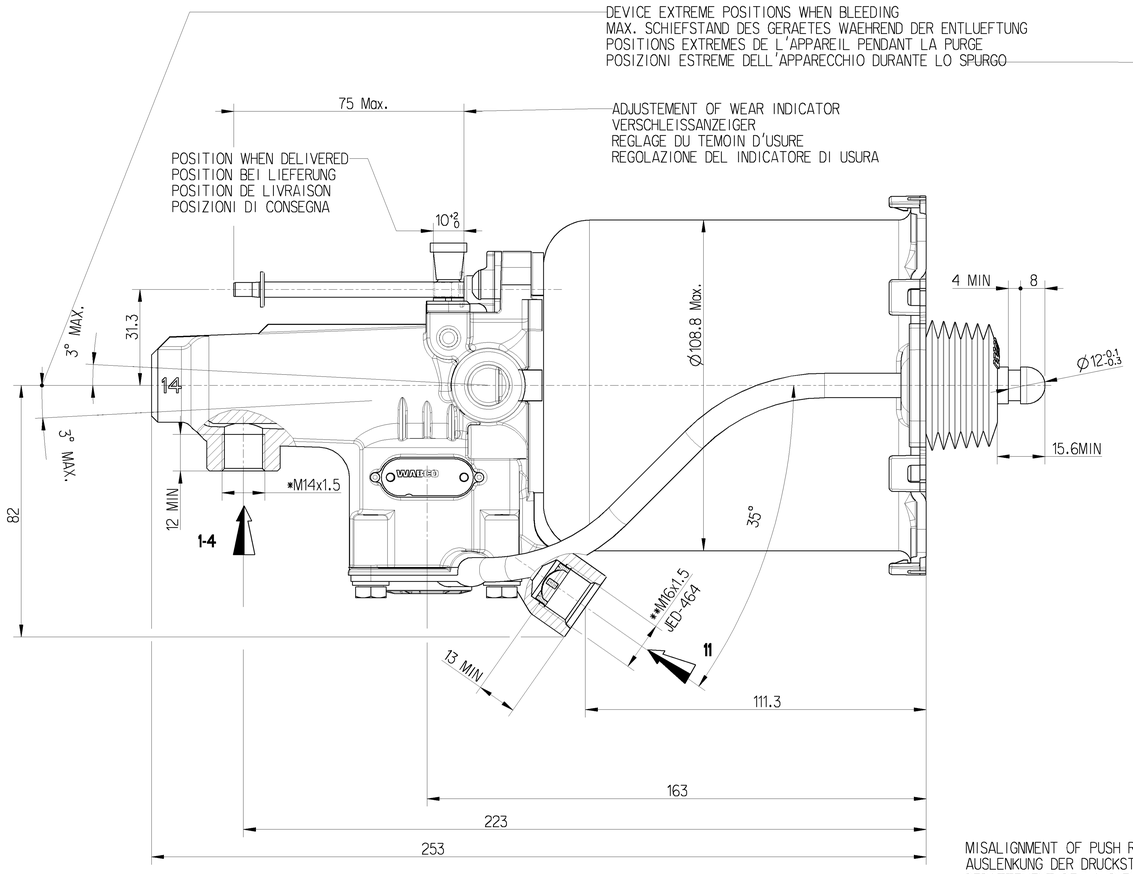

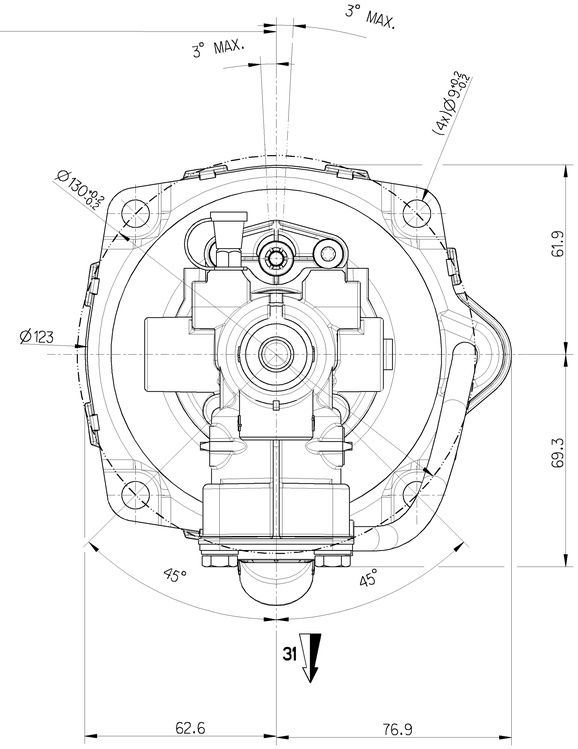

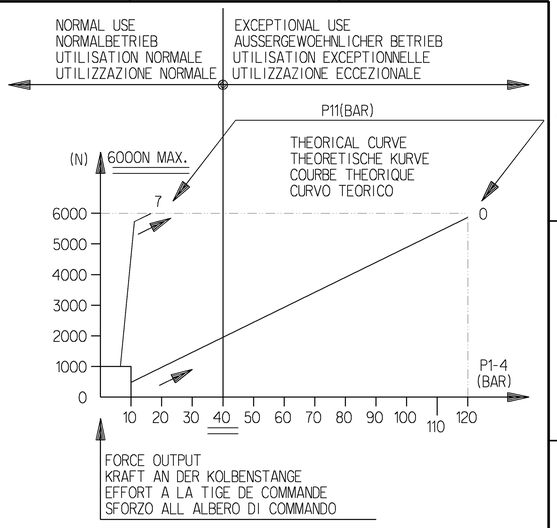

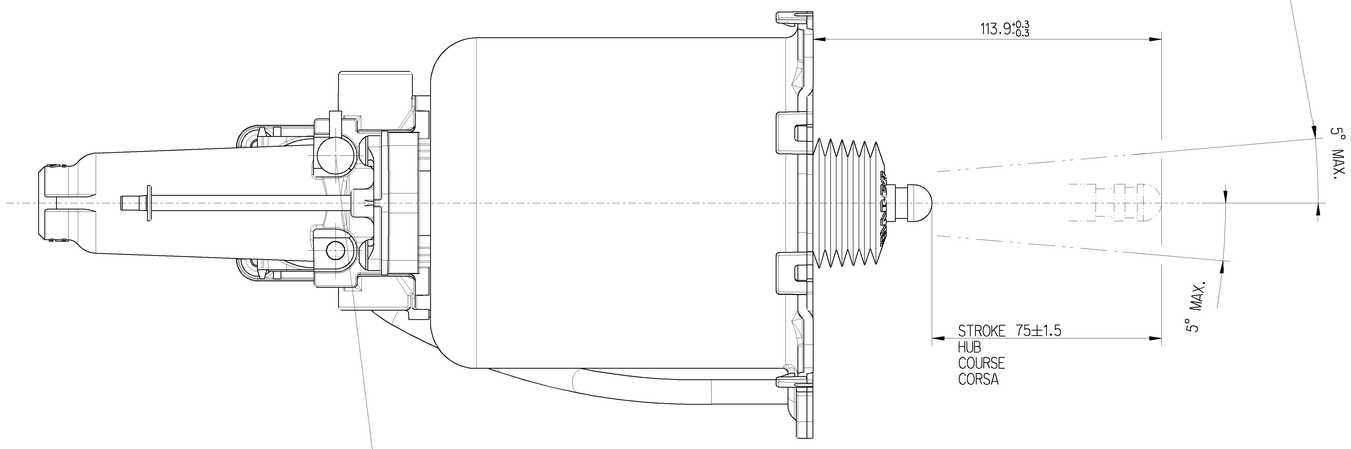

Ø8 h13 TORQUE
ANZUGSMOMENT
COUPLE DE SERRAGE 5 Nm
32 COPPIA DI SERRAGGIO

OIL VOLUME INPUT NUTZBARES HYDRAULISCHES VOLUMEN VOLUME D'HUILE ABSORBE VOLUME D'OLIO ASSORBITO		V=(SHxC)+K
K	ABSORPTION AT / AUFNAHME BEI / ABSORPTION A / ASSORBIMENTO A — 120 BAR — FOR / FUER / POUR / PER — C=0	1.5<K<2.5 cm3
SH	HYDRAULIC SECTIONAL AREA HYDRAULISCHER QUERSCHNITT SECTION HYDRAULIQUE SEZIONE IDRAULICO	4.89 cm2
C	GEAR DISENGAGING STROKE AUSKUPPLUNGSHUB COURSE DE DEBRAYAGE CORSA DI DISINNESTO	

HYDRAULIC FLUID :BRAKE FLUID HYDRAULIKFLUESSIGKEIT :BREMSFLUESSIGKEIT FLUIDE HYDRAULIQUE :GLYCERO ALCOOLIQUE FLUIDO IDRAULICO :LIQUIDO PER FRENI	SAE J 1703
THERMAL RANGE THERMISCHER ANWENDUNGSBEREICH TEMPERATURE D'UTILISATION TEMPERATURA DI UTILIZZAZIONE	-30°C +100°C
SUPPLY PRESSURE VORRATSDRUCK PRESSION PNEUMATIQUE D'ALIMENTATION PRESSIONE PNEUMATICA DI ALIMENTAZIONE	10 BAR MAX
NO STROKE LIMITER IN THE DEVICE KEIN HUBBEGRENZUNG IM GERAET PAS DE LIMITATION DE COURSE DANS L'APPAREIL NESSUNA LIMITAZIONE DI CORSA NELL'APPARECHIO	

CAUTION :DO NOT ACTUATE THE DEVICE IF NOT FITTED ON ITS MOUTING BRAKET
VORSICHT :GERAET DARF NUR IM EINGEBAUTEN ZUSTAND BETAETIGT WERDEN
ATTENTION :NE PAS ACTIONNER L'APPAREIL S'IL N'EST PAS FIXE SUR SON SUPPORT
ATTENZIONE:NON METTERE IN FUNZIONE L'APPARECCHIO SE NON E'FISSATO AL SUPPORTTO

MARKING OF PORTS
KENNZEICHNUNG DER ANSCHLUESSE
MARQUAGE DES ORIFICES
MARCATURA DEGLI ORIFIZI

11	AIR INLET VORRATSLEITUNG ALIMENTATION AIR ALIMENTAZIONE ARIA	31	AIR EXHAUST ENTLUEFTUNG ECHAPPEMENT SCARICO
1-4	OIL INLET OELZUFLUSS ALIMENTATION HUILE ALIMENTAZIONE OLIO	32	BLEED SCREW ENTLUEFTUNGSSCHRAUBE VIS DE PURGE VITE DI SPURGO

TORQUE FOR CONNECTIONS ANZUGSMOMENT FUER ANSCHLUESSE COUPLE DE SERRAGE DES RACCORDS COPPIA DI SERRAGGIO DEI RACCORDI	* 25 N.m MAX ** 34 N.m MAX

SYMBOL
SYMBOL
SYMBOLE
SIMBOLO

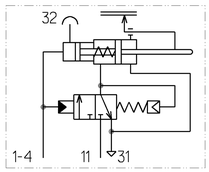

General Specification: JED-334-0					
Further Technical Data:					
Doc. Code:		Sheet:		To	
General Tolerances JED-261					
	Range of Nominal Dimensions (± mm)				
Class 1)	≤ 50	> 50 ≤ 180	> 180 ≤ 400	> 400	∢
Fine	0.5	1.0	1.5	2.0	
Medium	1.0	2.0	3.0	4.0	±3°
Coarse	2.0	3.5	5.0	6.5	
*Tapped Holes acc.					
1) Tolerance Class Applied Crossmarked					

Copyright WABCO®

Date	Signature	
Drawn		
2010-01-21	VEMEREDDY	
Checked		
2010-01-21	AJAY	
Expert		
DR. OSMAN H.		

WABCO

CLUTCH-SERVO
KUPPLUNGSVERSTAERKER
SERVO-DEBRAYAGE
SERVO FRIZIONE

Mass	Scale	Material No.	Date of first issue: 2010-01-21
3.2 KG	1:1	970 051 810 0	Doc.Code / Language: EN / Sheet: 1/1
Size: A 1	CAD System: Pro/E	ECN-No.: ------ / Revision: - / Techn. Resp.	Replacement for: 884 058 700 0

100mm

Toute Communication ou reproduction de ce document, toute exploitation ou communication de son contenu sont interdites, sauf avec autorisation écrite. Tous droits de propriété intellectuelle réservés, notamment en matière de brevets et de modèles.

Weitergabe sowie Vervielfältigung dieser Unterlage, Verwertung und Mitteilung ihres Inhalts nicht gestattet, soweit nicht ausdrücklich zugesichert. Gewerbliche Schutzrechte vorbehalten, insbesondere Patent- und Gebrauchsmusterschutz.

Tous droits de propriété intellectuelle réservés, notamment en matière de brevets et de modèles.

Non è permesso consegnare o fare la riproduzione questo documento, né utilizzare il contenuto o renderlo comunque noto a terzi senza autorizzazione scritta. Diritti di proprietà intellectuale riservati, in particolare diritto di brevetto e di modello.

Copying of this document and giving it to others and the use or communication of the contents thereof, are forbidden without express authority. Offenders are liable to the payment of damages. All rights are reserved in the event of the grant of patent or registration of a utility model or design. This document is the subject of copyright.