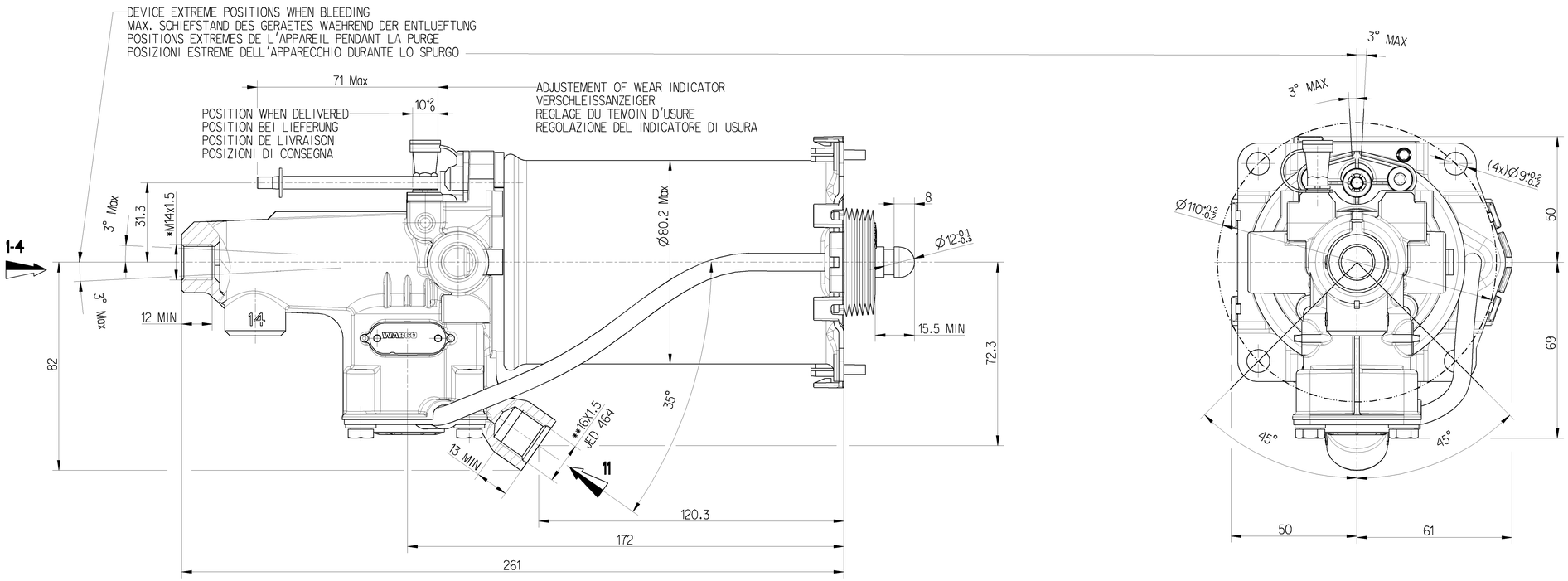

31

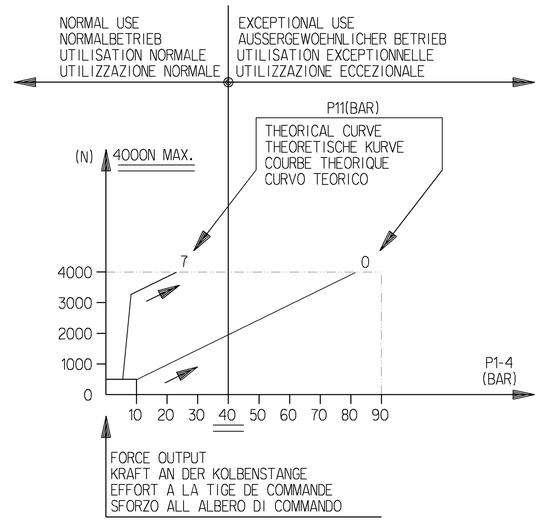

OIL VOLUME INPUT NUTZBARES HYDRAULISCHES VOLUMEN VOLUME D'HUILE ABSORBE VOLUME D'OLIO ASSORBITO		V=(SHxC)+K
K	ABSORPTION AT / AUFNAHME BEI / ABSORPTION A / ASSORBIMENTO A — 120 BAR — FOR / FUER / POUR / PER — C=0	1.5<K<2.5 cm3
SH	HYDRAULIC SECTIONAL AREA HYDRAULISCHER QUERSCHNITT SECTION HYDRAULIQUE SEZIONE IDRAULICO	4.89 cm2
C	GEAR DISENGAGING STROKE AUSKUPPLUNGSHUB COURSE DE DEBRAYAGE CORSA DI DISINNESTO	
HYDRAULIC FLUID :BRAKE FLUID HYDRAULIKFLUESSIGKEIT :BREMSFLUESSIGKEIT FLUIDE HYDRAULIQUE :GLYCERO ALCOOLIQUE FLUIDO IDRAULICO :LIQUIDO PER FRENI		SAE J 1703
THERMAL RANGE THERMISCHER ANWENDUNGSBEREICH TEMPERATURE D'UTILISATION TEMPERATURA DI UTILIZZAZIONE		-30°C +100°C
SUPPLY PRESSURE VORRATSDRUCK PRESSION PNEUMATIQUE D'ALIMENTATION PRESSIONE PNEUMATICA DI ALIMENTAZIONE		10 BAR MAX
NO STROKE LIMITER IN THE DEVICE KEIN HUBBEGRENZUNG IM GERAET PAS DE LIMITATION DE COURSE DANS L'APPAREIL NESSUNA LIMITAZIONE DI CORSA NELL'APPARECHIO		

CAUTION :DO NOT ACTUATE THE DEVICE IF NOT FITTED ON ITS MOUTING BRAKET
VORSICHT :GERAET DARF NUR IM EINGEBAUTEN ZUSTAND BETAETIGT WERDEN
ATTENTION :NE PAS ACTIONNER L'APPAREIL S'IL N'EST PAS FIXE SUR SON SUPPORT
ATTENZIONE:NON METTERE IN FUNZIONE L'APPARECCHIO SE NON E'FISSATO AL SUPPORTTO

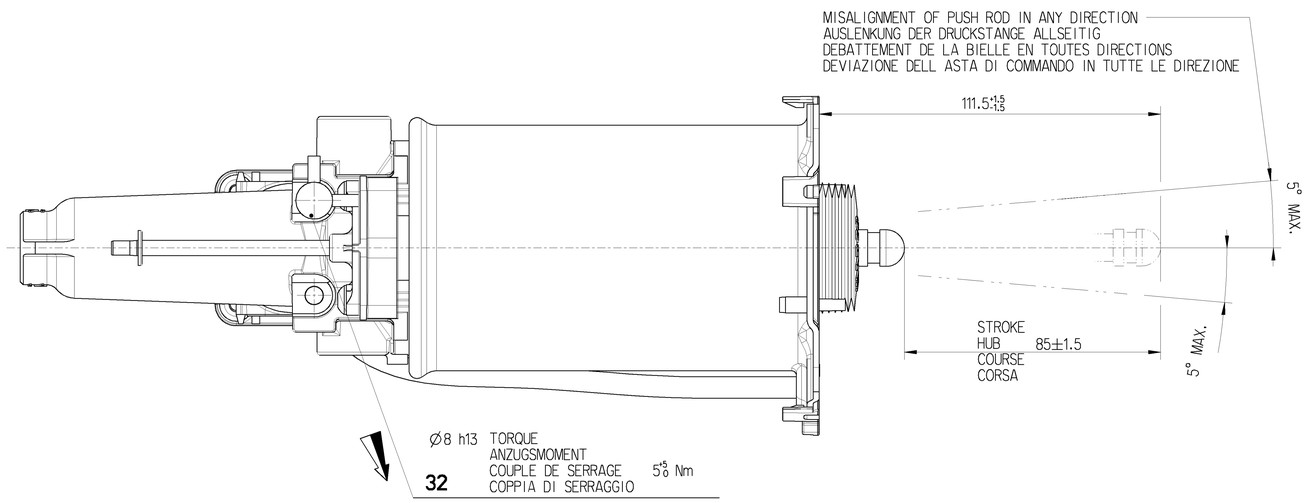

SYMBOL
SYMBOL
SYMBOLE
SIMBOLO

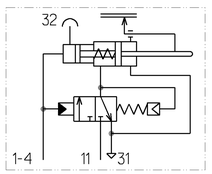

MARKING OF PORTS KENNZEICHNUNG DER ANSCHLUESSE MARQUAGE DES ORIFICES MARCATURA DEGLI ORIFIZI			
11	AIR INLET VORRATSLEITUNG ALIMENTATION AIR ALIMENTAZIONE ARIA	31	AIR EXHAUST ENTLUEFTUNG ECHAPPEMENT SCARICO
1-4	OIL INLET OELZUFLUSS ALIMENTATION HUILE ALIMENTAZIONE OLIO	32	BLEED SCREW ENTLUEFTUNGSSCHRAUBE VIS DE PURGE VITE DI SPURGO

TORQUE FOR CONNECTIONS ANZUGSMOMENT FUER ANSCHLUESSE COUPLE DE SERRAGE DES RACCORDS COPPIA DI SERRAGGIO DEI RACCORDI	* 25 N.m MAX ** 34 N.m MAX *** 53 N.m MAX

General Specification: JED-334-0						
Further Technical Data:						
Doc. Code:			Sheet:		To	
General Tolerances JED-261						
	Range of Nominal Dimensions (± mm)					
Class 1)	≤ 50	> 50 ≤ 180	> 180 ≤ 400	> 400	∢	
Fine	0.5	1.0	1.5	2.0	±3°	
Medium	1.0	2.0	3.0	4.0		
Coarse	2.0	3.5	5.0	6.5		
Tapped Holes acc.						
1) Tolerance Class Applied Crossmarked						

Copyright WABCO®

Date	Signature
Drawn	
2010-01-21	VEMEREDDY
Checked	
2010-01-21	AJAY
Export	
DR. OSMAN H.	

WABCO

CLUTCH-SERVO
KUPPLUNGSVERSTAERKER
SERVO-DEBRAYAGE
SERVO FRIZIONE

Mass	Scale	Material No.	Date of first issue: 2010-01-21		
3.2 KG	1:1	970 051 811 0	Doc.Code	Language	Sheet
			005	EN	1/1
Size	CAD System				
A 1	Pro/E				

ECN-No.	Revision	Techn. Resp.	Replacement for
------	-		884 058 701 0

100mm

Toute Communication ou reproduction de ce document, toute exploitation ou communication de son contenu sont interdites, sauf autorisation expresse. Tous droits de propriété industrielle réservés, notamment en matière de brevets et de modèles.
Weitergabe sowie Vervielfältigung dieser Unterlage, Verwertung und Mitteilung ihres Inhalts nicht gestattet, soweit nicht ausdrücklich zugestanden. Gewerbliche Schutzrechte vorbehalten.
Ceci vous est remis à titre gratuit. Il demeure notre propriété. Il ne peut être utilisé ou communiqué à des tiers sans notre consentement écrit. Tous droits de propriété industrielle réservés, notamment en matière de brevets et de modèles.
Questo documento è proprietà esclusiva della WABCO. Non può essere usato o comunicato a terzi o riprodotto senza il nostro consenso scritto. Ogni diritto di proprietà industriale è riservato, in particolare per quanto riguarda i brevetti e i modelli.
Copyright of this document and giving it to others and the use or communication of its contents thereof, are forbidden without express authority. Offenders are liable to the payment of damages. All rights are reserved in the event of the grant of patent or registration of a utility model or design. This document is the subject of copyright.