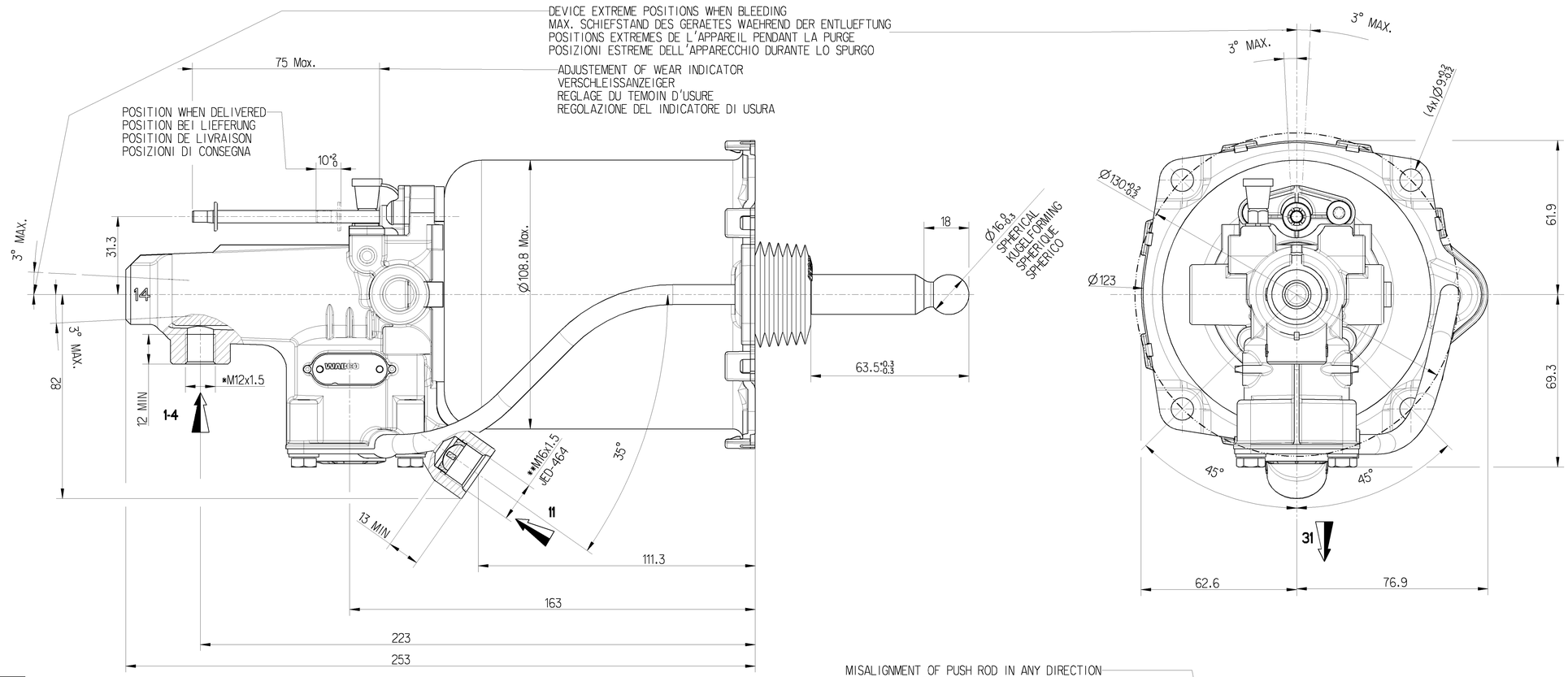

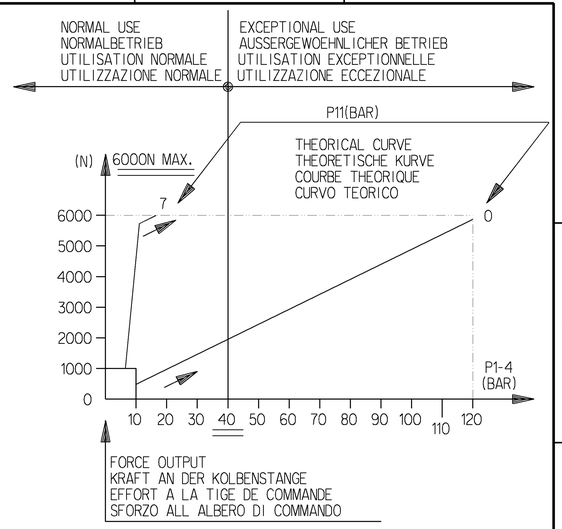

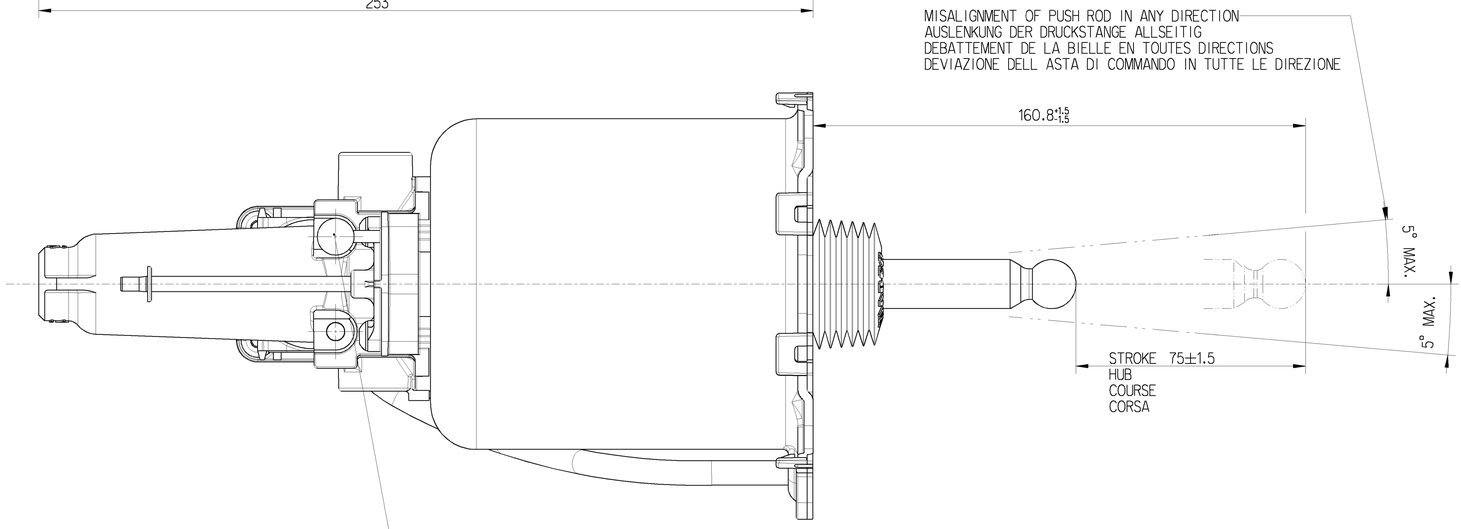

OIL VOLUME INPUT NUTZBARES HYDRAULISCHES VOLUMEN VOLUME D'HUILE ABSORBE VOLUME D'OLIO ASSORBITO			V=(SHxC)+K
K	ABSORPTION AT / AUFNAHME BEI / ABSORPTION A / ASSORBIMENTO A 120 BAR FOR / FUER / POUR / PER C=0		1.5<K<2.5 cm3
SH	HYDRAULIC SECTIONAL AREA HYDRAULISCHER QUERSCHNITT SECTION HYDRAULIQUE SEZIONE IDRAULICO		4.89 cm2
C	GEAR DISENGAGING STROKE AUSKUPPLUNGSHUB COURSE DE DEBRAYAGE CORSA DI DISINNESTO		
HYDRAULIC FLUID HYDRAULIKFLUESSIGKEIT FLUIDE HYDRAULIQUE FLUIDO IDRAULICO	:BRAKE FLUID :BREMSFLUESSIGKEIT :GLYCERO ALCOOLIQUE :LIQUIDO PER FRENI		SAE J 1703
THERMAL RANGE THERMISCHER ANWENDUNGSBEREICH TEMPERATURE D'UTILISATION TEMPERATURA DI UTILIZZAZIONE			-30°C +100°C
SUPPLY PRESSURE VORRATSDRUCK PRESSION PNEUMATIQUE D'ALIMENTATION PRESSIONE PNEUMATICA DI ALIMENTAZIONE			10 BAR MAX
NO STROKE LIMITER IN THE DEVICE KEIN HUBBEGRENZUNG IM GERAET PAS DE LIMITATION DE COURSE DANS L'APPAREIL NESSUNA LIMITAZIONE DI CORSA NELL'APPARECHIO			

CAUTION :DO NOT ACTUATE THE DEVICE IF NOT FITTED ON ITS MOUTING BRAKET
VORSICHT :GERAET DARF NUR IM EINGEBAUTEN ZUSTAND BETAETIGT WERDEN
ATTENTION :NE PAS ACTIONNER L'APPAREIL S'IL N'EST PAS FIXE SUR SON SUPPORT
ATTENZIONE:NON METTERE IN FUNZIONE L'APPARECCHIO SE NON E'FISSATO AL SUPPORTTO

MARKING OF PORTS KENNZEICHNUNG DER ANSCHLUESSE MARQUAGE DES ORIFICES MARCATURA DEGLI ORIFIZI			
11	AIR INLET VORRATSLEITUNG ALIMENTATION AIR ALIMENTAZIONE ARIA	31	AIR EXHAUST ENTLUEFTUNG ECHAPPEMENT SCARICO
1-4	OIL INLET OELZUFLUSS ALIMENTATION HUILE ALIMENTAZIONE OLIO	32	BLEED SCREW ENTLUEFTUNGSSCHRAUBE VIS DE PURGE VITE DI SPURGO

TORQUE FOR CONNECTIONS ANZUGSMOMENT FUER ANSCHLUESSE COUPLE DE SERRAGE DES RACCORDS COPPIA DI SERRAGGIO DEI RACCORDI		
	*	21 N.m MAX
	**	34 N.m MAX

SYMBOL
SYMBOL
SYMBOLE
SIMBOLO

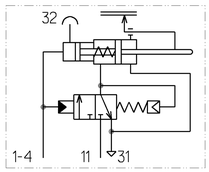

General Specification: JED-334-0							
Further Technical Data:							
Doc. Code:			Sheet:		To		
General Tolerances JED-261							
	Range of Nominal Dimensions (± mm)						
Class 1)	≤ 50	> 50 ≤ 180	> 180 ≤ 400	> 400			
Fine	0.5	1.0	1.5	2.0			
Medium	1.0	2.0	3.0	4.0	±3°		
Coarse	2.0	3.5	5.0	6.5			
Tapped Holes acc.							
1) Tolerance Class Applied Crossmarked.							

Copyright WABCO®

Date	Signature	
Drawn 2009-07-14	K.KANNAN	
Checked 2009-07-14	AJAY	
Expert	DR. OSMAN H.	

WABCO

CLUTCH-SERVO
KUPPLUNGSVERSTAERKER
SERVO-DEBRAYAGE
SERVO FRIZIONE

Mass	Scale	Material No.	Date of first issue: 2009-07-14		
2.9 KG	1:1	970 051 821 0	Doc.Code 005	Language EN	Sheet 1/1
Size A 1	CAD System Pro/E				

ECN-No.	Revision	Techn. Resp.	Replacement for
------	-		970 051 481 0

100mm

Toute Communication ou reproduction de ce document, toute exploitation ou communication de son contenu sont interdites, sauf autorisation écrite. Tous droits de propriété intellectuelle réservés, notamment en matière de brevets et de modèles.
Weitergabe sowie Vervielfältigung dieser Unterlage, Verwertung und Mitteilung ihres Inhalts nicht gestattet, soweit nicht ausdrücklich zugestanden. Zuwiderhandlungen ziehen einen Schadensersatz nach sich. Alle Rechte für den Fall der Patent- oder Gebrauchsmustereintragung vorbehalten.
Non è permesso consegnare o farci o riprodurre questo documento, né utilizzare il contenuto o rendere comunque noto a terzi senza esplicita autorizzazione. Tutti i diritti di proprietà intellectuale sono riservati, in particolare di brevetto e di modello.
Copying of this document and giving it to others and the use or communication of the contents thereof, are forbidden without express authority. Offenders are liable to the payment of damages. All rights are reserved in the event of the grant of patent or registration of a utility model or design. This document is the subject of copyright.