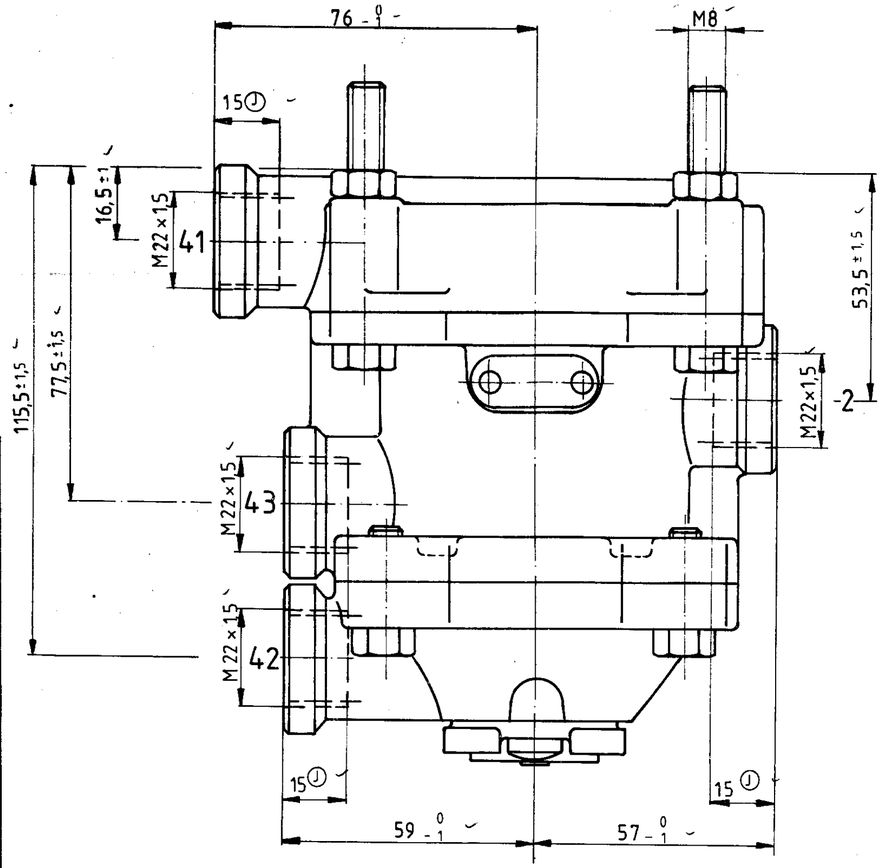

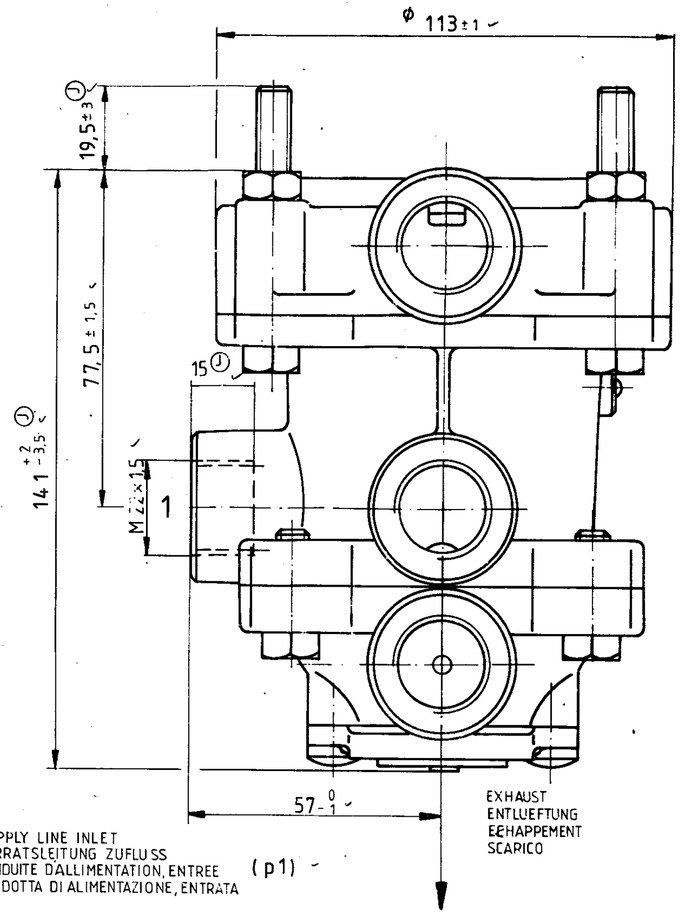

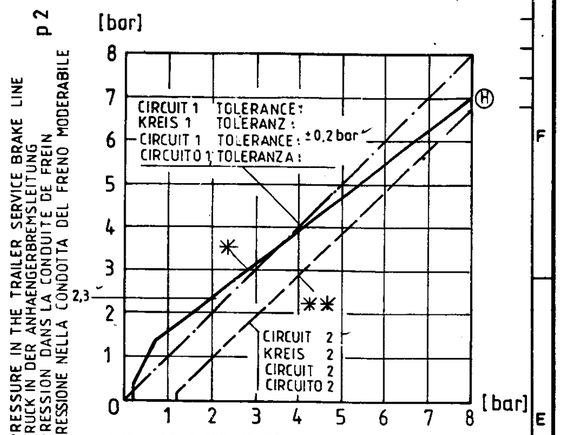

PRESSURE IN THE TRAILER SERVICE BRAKE LINE
DRUCK IN DER ANHAENGERBREMSLEITUNG
PRESSION DANS LA CONDUITE DE FREIN
PRESSIONE NELLA CONDOTTA DEL FRENO MODERABILE

PRESSURE IN THE SERVICE BRAKE LINE
DRUCK IN DER BETRIEBSBREMSLEITUNG
PRESSION DANS LE CONDUIT DE FREIN DE SERVICE
PRESSIONE NELLA CONDOTTA DEL FRENO DI SERVIZIO p41; p42

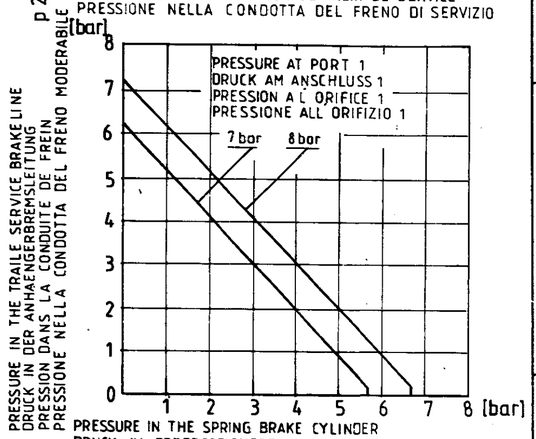

PRESSURE IN THE TRAILE SERVICE BRAKE LINE
DRUCK IN DER ANHAENGERBREMSLEITUNG
PRESSION DANS LA CONDUITE DE FREIN
PRESSIONE NELLA CONDOTTA DEL FRENO MODERABILE

PRESSURE IN THE SPRING BRAKE CYLINDER
DRUCK IM FEDERSPEICHERZYLINDER
PRESSION DANS LE CILINDRE DE FREIN A RESSORT p43
PRESSIONE NEL CILINDRO FRENO A MOLLA

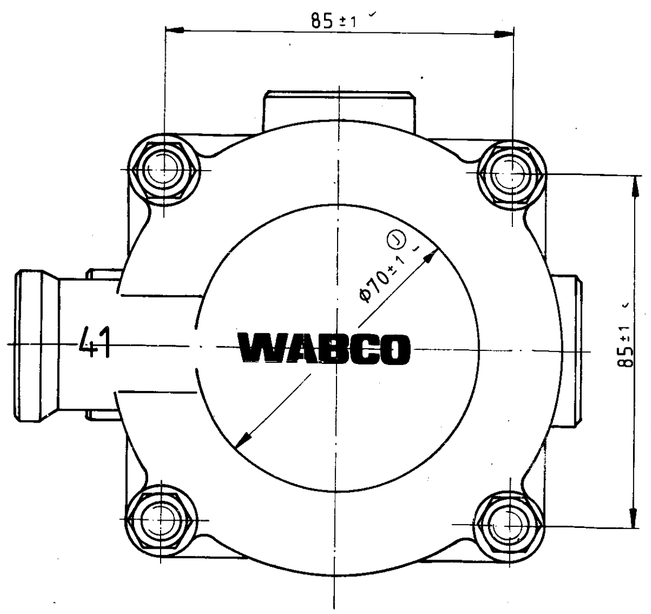

THES CONTOURS ADMISSIBILE
DIESE KONTUREN ZULAESSIG
CES CONTOURS ADMISSIBLES
QUESTE CONTURE AMMISSIBILE

1 = SUPPLY LINE INLET
VORRATSLEITUNG ZUFLUSS
CONDUITE D'ALLIMENTATION, ENTREE
CONDOTTA DI ALIMENTAZIONE, ENTRATA (p1)

2 = BRAKING LINE TO THE TRAILER
BREMSLEITUNG ZUM ANHAENGER
CONDUITE DE FREINAGE A LA REMORQUE
CONDOTTA DI FRENATURA AL RIMORCHIO (p2)

41 = SERVICE BRAKING SYSTEM (CIRCUIT 1)
BETRIEBSBREMSANLAGE (KREIS 1)
DISPOSITIF DE FREINAGE DE SERVICE (CIRCUIT 1)
DISPOSITIVO DI FRENATURA DI SERVIZIO (CIRCUITO 1) (p41)

42 = SERVICE BRAKING SYSTEM (CIRCUIT 2)
BETRIEBSBREMSANLAGE (KREIS 2)
DISPOSITIF DE FREINAGE DE SERVICE (CIRCUIT 2)
DISPOSITIVO DI FRENATURA DI SERVIZIO (CIRCUITO 2) (p42)

43 = SPRING BRAKE CYLINDER
FEDERSPEICHERZYLINDER
CYLINDRE A RESSORT
CILINDRO A MOLLA (p43)

WORKING PRESSURE
BETRIEBSDRUCK
PRESSION DE SERVICE
PRESSIONE DI SERVIZIO MAX. 8 bar

MEDIUM: AIR
MEDIUM: LUFT
FLUIDE: AIR
FLUIDO: ARIA

THERMAL RANGE OF APPLICATTION
THERMISCHER ANWENDUNGSBEREICH
APPLICATION THERMIQUE
CAMPO DI APPLICAZIONE TERMICA -40°C ··· +80°C

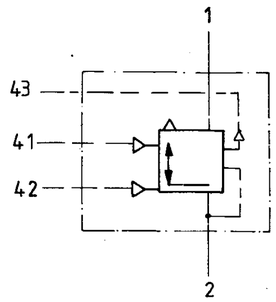

CHARACTERISTIC
KENNLINIE ✳ : BRAKING SYSTEM OK OR FAILURE OF CIRCUIT 2
COURBE CARACTERISTIQUE : INTAKTE BREMSANLAGE BZW. AUSFALL VON KREIS 2
CURVA CARATTERISTICA : DISPOSITIF DE FREINAGE INTACT OU DEFAILLANCE DU CIRCUIT 2
: DISPOSITIVO DI FRENATURA INTATTO O DIFETTO DEL CIRCUITO 2

CHARACTERISTIC
KENNLINIE ✳✳ : FAILURE OF CIRCUIT 1
COURBE CARACTERISTIQUE : AUSFALL VON KREIS 1
CURVA CARATTERISTICA : DEFAILLANCE DU CIRCUIT 1
: DIFETTO DEL CIRCUITO 1

TAPPED HOLES ACC. ISO 4039

CHANGE NO	LETT	DATE
30630	7× J	84-11-29
24 010	1× H	80-03-14
16 882	1× G	78-09-18
	F	
	E	
	D	
	C	
	B	
20	A	22

REPLACEMENT FOR: DRAWING OF G 76-01-22

	DATE	SIGNATURE
DRAWN	78-09-18	Meinking
CHECKED	78-09-20	
STANDARDIZATION	78-10-09	

MASS | SCALE 1:1

SIZE A2 | TRI 140

WABCO

TRAILER CONTROL VALVE
VALVE DE COMMANDE DE REMORQUE
VALVOLA DI COMANDO FRENATURA RIMORCHIO
ANH.-STEUERVENTIL

IDENTIFICATION CODE: 973 002 020 0

SHEET 1/1

CODE FOR FUNCTION | CODE FOR SHAPE | CODE FOR DOCUMENT 605

100 mm

COPYRIGHT BY WABCO WESTINGHOUSE GMBH HANNOVER