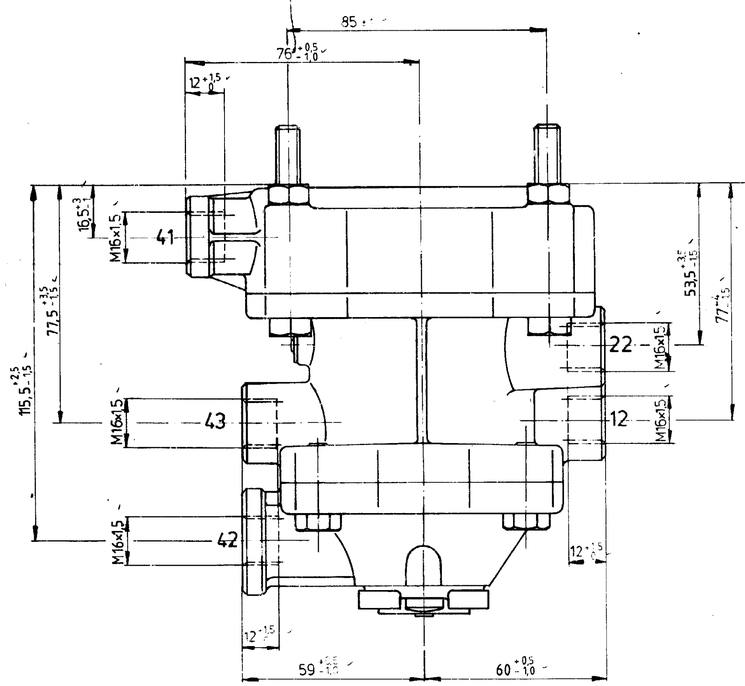

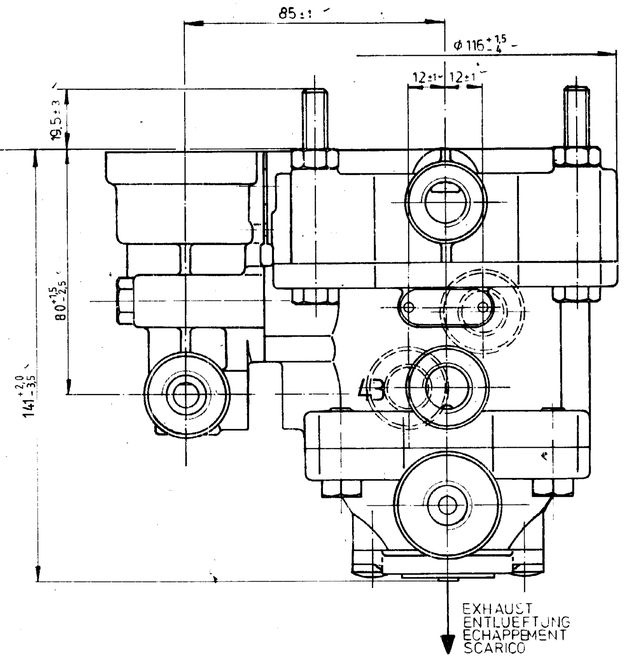

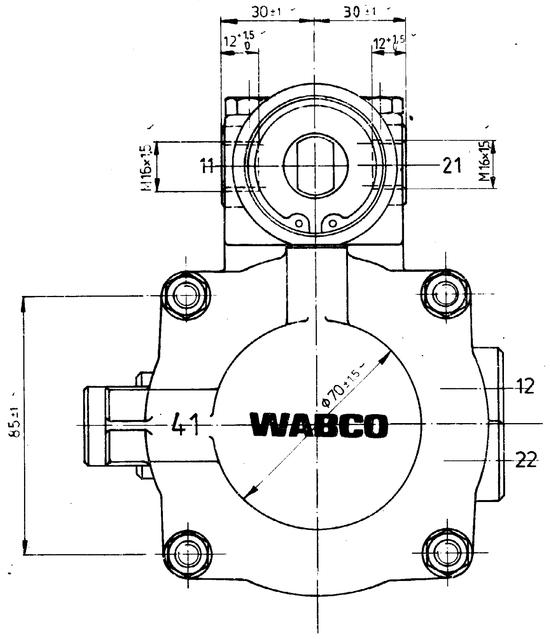

11 = SUPPLY LINE INLET
VORRATSLEITUNG ZUFLUSS
CONDUITE D'ALIMENTATION ENTREÉ
CONDOTTA DI ALIMENTAZIONE, ENTRATA

12 = SUPPLY
VORRAT (p 12)
ALIMENTATION
ALIMENTAZIONE

21 = SUPPLY LINE OUTLET
VORRATSLEITUNG ABFLUSS
CONDUITE D'ALIMENTATION, SORTIE
CONDOTTA DI FRENATURA AL RIMORCHIO

22 = BRAKING LINE TO THE TRAILER
BREMSLEITUNG ZUM ANHAENGER (p 22)
CONDUITE DE FREINAGE A LA REMORQUE
CONDOTTA DI FRENATURA AL RIMORCHIO

41 = SERVICE BRAKING SYSTEM (CIRCUIT 1)
BETRIEBSBREMSANLAGE (KREIS 1) (p 41)
DISPOSITIF DE FREINAGE DE SERVICE (CIRCUIT 1)
DISPOSITIVO DI FRENATURA DI SERVIZIO (CIRCUITO 1)

42 = SERVICE BRAKING SYSTEM (CIRCUIT 2)
BETRIEBSBREMSANLAGE (KREIS 2) (p 42)
DISPOSITIF DE FREINAGE DE SERVICE (CIRCUIT 2)
DISPOSITIVO DI FRENATURA DI SERVIZIO (CIRCUITO 2)

43 = SPRING BRAKE CYLINDER
FEDERSPEICHERZYLINDER (p 43)
CILINDRE A RESSORT
CILINDRO A MOLLA

CHARACTERISTIC
KENNLINIE
COURBE CARACTERISTIQUE
CURVA CARATTERISTICA

* : BRAKING SYSTEM OK OR FAILURE OF CIRCUIT 2
: INTAKTE BREMSANLAGE BZW. AUSFALL VON KREIS 2
: DISPOSITIF DE FREINAGE INTACT OU DE FAILLANCE DU CIRCUIT 2
: DISPOSITIVO DI FRENATURA INTATO O DIFETTO DEL CIRCUITO 2

CHARACTERISTIC
KENNLINIE
CORBE CARACTERISTIQUE
CURVA CARATTERISTICA

** : FAILURE OF CIRCUIT 1
: AUSFALL VON KREIS 1
: DEFAILLANCE DU CIRCUIT 1
: DIFETTO DEL CIRCUITO 1

2/2 DIRECTIONAL CONTROL VALVE:
2/2 WEGEVENTIL:
DISTRIBUTEUR 2/2:
VALVOLA 2/2:

NOMINAL DIAMETER
NENNWEITE Φ 8 / Φ 2
DIAMETRE NOMINAL
DIAMETRO NOMINALE

DIFFERNIAL ACTUATING PRESSURE
DIFFERENZ-SCHALTDRUCK
PRESSION DIFFERETIELLE D'ACTIONNEMENT
PRESSIONE DIFFERENZIALE DI AZIONAMENTO

$\Delta p = p41 - p22 = 2.5 \; {}^{+0,3}_{-0,5}$ bar

WORKING PRESSURE
BETRIEBSDRUCK
PRESSION DE SERVICE
PRESSIONE DI SERVIZIO
pe=max. 8 bar

THERMAL RANGE OF APPLICATION:
THERMISCHER ANWENDUNGSBEREICH: -40° ... +80° C
APPLICATION THERMIQUE:
CAMPO DI APPLICAZIONE TERMICA:

MEDIUM: AIR
MEDIUM: LUFT
FLUIDE: AIR
FLUIDO: ARIA

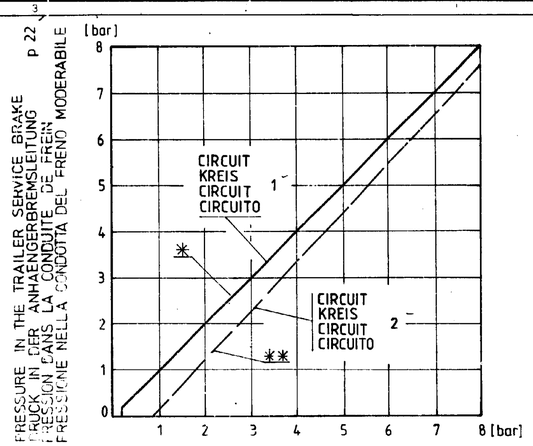

PRESSURE IN THE TRAILER SERVICE BRAKE p 22
DRUCK IN DER ANHAENGERBREMSLEITUNG
PRESSION DANS LA CONDUITE DE FREIN
PRESSIONE NELLA CONDOTTA DEL FRENO MODERABILE

PRESSURE IN THE SERVICE BRAKE LINE
DRUCK IN DER BETRIEBSBREMSLEITUNG p 41, p 42
PRESSION DANS LE CONDUIT DE FREIN DE SERVICE
PRESSIONE NELLA CONDOTTO DEL FRENO DI SERVIZIO

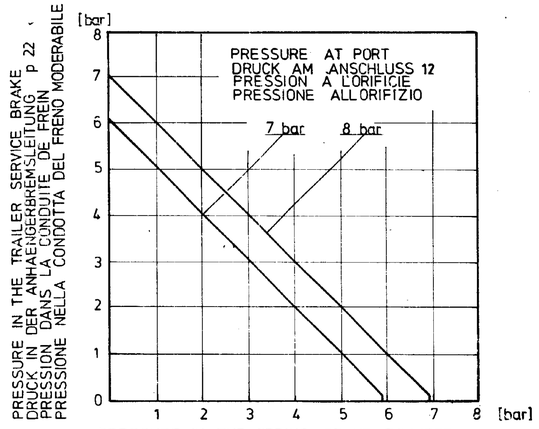

PRESSURE IN THE TRAILER SERVICE BRAKE p 22
DRUCK IN DER ANHAENGERBREMSLEITUNG
PRESSION DANS LA CONDUITE DE FREIN
PRESSIONE NELLA CONDOTTA DEL FRENO MODERABILE

PRESSURE IN THE SPRING BRAKE CYLINDER
DRUCK IM FEDERSPEICHERZYLINDER p 43
PRESSION DANS LE CYLINDRE DE FREIN A RESSORT
PRESSIONE NEL CILINDRO DEL FRENO A MOLLA

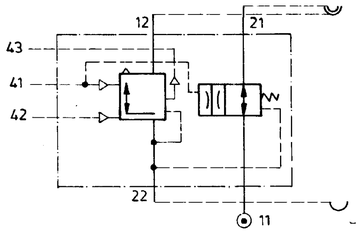

16889	1x(K)	78-06-06	DRAWING / OF 75-12-09	(K)	A 1	140

78-06-06	Memming	WABCO
78-10-18		TRAILER CONTROL VALVE VALVE DE COMMANDE DE REMOR. VALVOLA DI COM. FRENAT. RIMOR. ANH. STEUERVENTIL
78-10-18		
2.5	1:1	973 002 500 0

605