	MATERIAL	SURFACE PROTECTION
I	JED-051 M5/Fe	JED-256/Zn/C
II	17H /Fe	JED-256/Zn/C
III	JED-029 M1/Al	JED-259/C
IV	JED-005 M1/POM	
V	JED-051 M1/Fe	JED-256/Zn/C

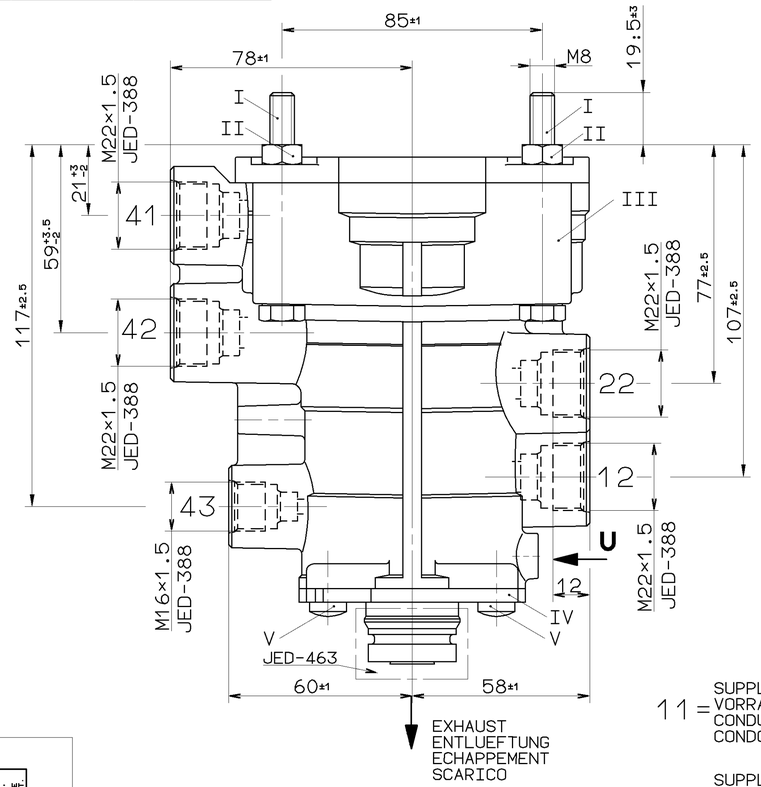

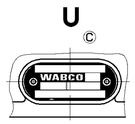

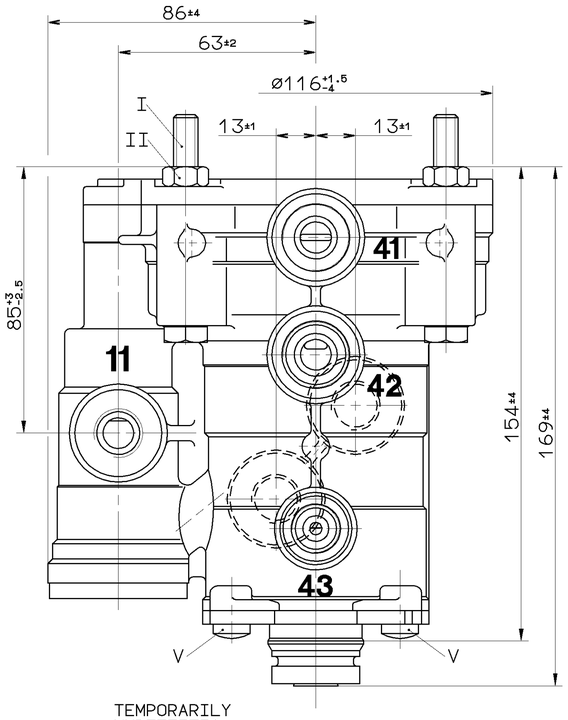

11 = SUPPLY LINE INLET
VORRATSLEITUNG ZUFLUSS
CONDUITE D'ALIMENTATION ENTREE
CONDOTTA DI ALIMENTAZIONE ENTRATA
MAX.pe=8.5 bar
TEMPORARILY
KURZZEITIG
DE COURTE DUREE
BREVE TEMPO SOLO
MAX.pe=10.5 bar

12 = SUPPLY LINE
VORRATSLEITUNG
CONDUITE D'ALIMENTATION
CONDOTTA DI ALIMENTAZIONE

22 = BRAKING LINIE TO THE TRAILER
BREMSLEITUNG ZUM ANHAENGER
CONDUITE DE FREINAGE A LA REMORQUE
CONDOTTA DI FRENATURA AL RIMORCHIO
(pe 22)

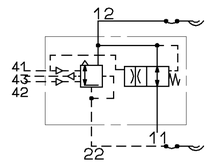

41 = SERVICE BRAKING SYSTEM (CIRCUIT 1)
BETRIEBSBREMSANLAGE (KREIS 1)
DISPOSITIF DE FREINAGE DE SERVICE (CIRCUIT 1)
DISPOSITIVO DI FRENATURA DI SERVIZIO (CIRCUITO 1)
MAX.pe =10.5 bar
TEMPORARILY
KURZZEITIG
DE COURTE DUREE
BREVE TEMPO SOLO
MAX.pe=12.5 bar

42 = SERVICE BRAKING SYSTEM (CIRCUIT 2)
BETRIEBSBREMSANLAGE (KREIS 2)
DISPOSITIF DE FREINAGE DE SERVICE (CIRCUIT 2)
DISPOSITIVO DI FRENATURA DI SERVIZIO (CIRCUITO 2)
MAX.pe=10.5 bar
TEMPORARILY
KURZZEITIG
DE COURTE DUREE
BREVE TEMPO SOLO
MAX.pe=12.5 bar

43 = PARKING BRAKING SYSTEM
FESTSTELLBREMSANLAGE
DISPOSITIF DE FREINAGE DE STATIONNEMENT
DISPOSITIVO DI FRENATURA DI STAZIONAMENTO
(pe 43)
WORKING PRESSURE:
BETRIEBSDRUCK:
PRESSION DE SERVICE:
PRESSIONE DI SERVIZIO:
MAX.pe =8.5 bar
TEMPORARILY
KURZZEITIG
DE COURTE DUREE
BREVE TEMPO SOLO
MAX.pe=10 bar

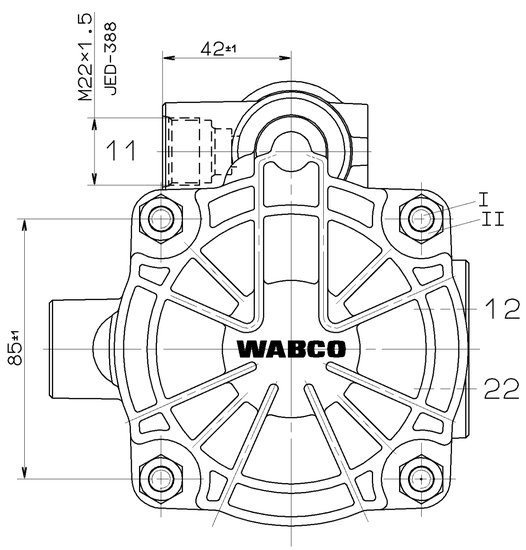

* CHARACTERISTIC: BRAKING SYSTEM OK OR FAILURE OF CIRCUIT 2
KENNLINIE: INTAKTE BREMSANLAGE BZW AUSFALL VON KREIS 2
COURBE DISPOSITIF DE FREINAGE INTACT OU DEFAILLANCE
CARACTERISTIQUE: DE CIRCUIT 2
CURVA DISPOSITIVO DI FRENATURA INTATTO O DIFETTO
CARATTERISTICA: DEL CIRCUITO 2
MAX.pe11=8.5 bar

** CHARACTERISTIC: FAILURE OF CIRCUIT 1
KENNLINIE: AUSFALL VON KREIS 1
COURBE
CARACTERISTIQUE: DEFAILLANCE DU CIRCUIT 1
CURVA
CARATTERISTICA: DIFETTO DEL CIRCUITO 1
MAX.pe11=8.5 bar

INSTALLATION POSITION: EXHAUST SHOWN AT BASE (AXIS CENTRE OF THE DEVICE DEVIATES MAX 90° FROM VERTICAL)
EINBAULAGE: ENTLUEFTUNG NACH UNTEN (MITTELACHSE DES GERAETES MAX 90 ° VON DER SENKRECHTEN ABWEICHEND)
POSITION D'INSTALLATION: ECHAPPEMENT VERS LE BAS (ECART DE L'AXE MEDIAN DE L'APPAREIL PAR RAPPORT A LA VERTICALE: 90° MAX.)
POSIZIONE DI MONTAGGIO: SCARICO VERSO IL BASSO (DEVIAZIONE ASSE APPARECCHIO RISPETTO ALLA VERTICALE:MAX.90°)

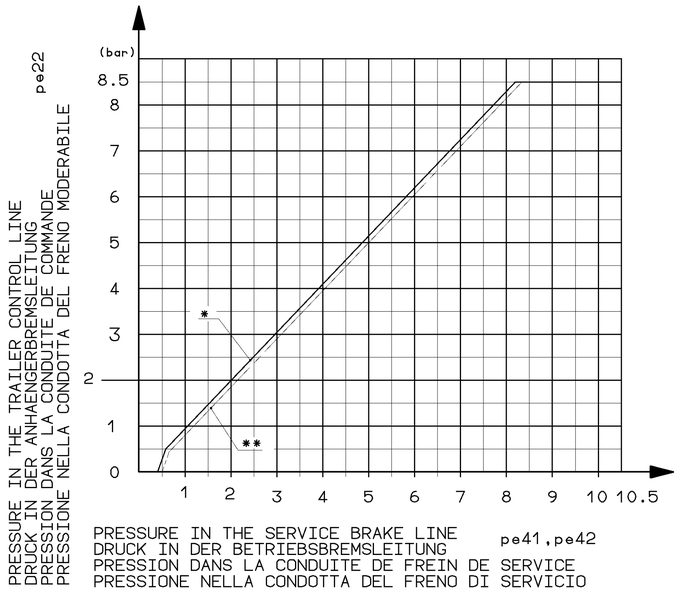

PRESSURE IN THE SERVICE BRAKE LINE
DRUCK IN DER BETRIEBSBREMSLEITUNG pe41,pe42
PRESSION DANS LA CONDUITE DE FREIN DE SERVICE
PRESSIONE NELLA CONDOTTA DEL FRENO DI SERVICIO

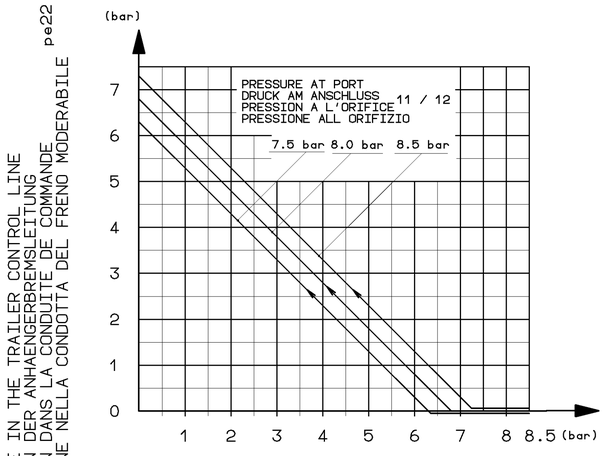

PRESSURE IN THE SPRING BRAKE CYLINDER
DRUCK IM FEDERSPEICHERZYLINDER pe43
PRESSION DANS LE CYLINDRE DE FREIN A RESSORT
PRESSIONE NEL CILINDRO DEL FRENO A MOLLA

THERMAL RANGE OF APPLICATION:
THERMISCHER ANWENDUNGSBEREICH: -40°C...+80°C
APPLICATION THERMIQUE:
CAMPO DI APPLICAZIONE THERMICA:

MEDIUM: AIR
MEDIUM: LUFT
FLUIDE: AIR
FLUIDO: ARIA

TOUTE COMMUNICATION OU REPRODUCTION DE CE DOCUMENT, TOUTE EXPLOITATION OU COMMUNICATION DE SON CONTENU NON EST PERMISE SANS AUTORISATION EXPRESSE. TOUS DROITS DE PROPRIETE INDUSTRIELLE RESERVES. NOTAMMENT EN MATIERE DE BREVETS ET DE MODELES D'UTILITE, WABCO SE RESERVE LE DROIT DE DEPOSER TOUTE DEMANDE DE BREVET OU DE MODELE D'UTILITE SUR LES INFORMATIONS CONTENUES DANS CE DOCUMENT.
NEGATIVELY, EARLY, NOT ALLOWED TO DISSEMINATE, TRANSMIT OR MAKE USE OF THIS DOCUMENT WITHOUT EXPRESS AUTHORITY. ALL RIGHTS RESERVED. IN PARTICULAR, WABCO RESERVES THE RIGHT TO FILE PATENT OR UTILITY MODEL APPLICATIONS BASED ON THE INFORMATION CONTAINED IN THIS DOCUMENT.
NON È PERMESSO DIVULGARE A TERZI O RIPRODURRE QUESTO DOCUMENTO, NE UTILIZZARE IL CONTENUTO O RENDERNE ESPLICITO ALCUNO, SENZA AUTORIZZAZIONE SCRITTA. TUTTI I DIRITTI SONO RISERVATI. IN PARTICOLARE, WABCO SE RISERVA IL DIRITTO DI DEPOSITARE DOMANDE DI BREVETTO O DI MODELLO DI UTILITÀ SULLE INFORMAZIONI CONTENUTE IN QUESTO DOCUMENTO.
BRUCH DER PATENT- OD. GEBRAUCHSMUSTER-EINTRAGUNG VORBEHALTEN. ALLE RECHTE FÜR DEN FALL DER PATENTERTEILUNG OD. GEBRAUCHSMUSTER-EINTRAGUNG VORBEHALTEN.

GENERAL SPECIFICATION: JED-334			
FURTHER TECHNICAL DATA:			
DOC. CODE:	SHEET:	TO	

GENERAL TOLERANCES

CLASS 1)	RANGE OF NOMINAL DIMENSIONS (± mm) ≤50	>50 ≤80	>80 ≤400	>400	
FINE	0,5	1,0	1,5	2,0	
MEDIUM	1,0	2,0	3,0	4,0	± 3°
COARSE	2,0	3,5	5,0	6,5	

TAPPED HOLES ACC. ISO 4039 / JED-162

1) TOLERANCE CLASS APPLIED CROSSMARKED

DCN-NO.	REV.	DATE
069408	1xC	98-12-01
054766	1xB	95-08-18

CADAM-DRAWING COPYRIGHT

DATE	SIGNATURE
DRAWN: 95-08-18	MEINKING
CHECKED: 95-08-18	GROETZ.
STANDARDIZATION:	

WABCO

TRAILER CONTROL VALVE
ANHAENGER-STEUERVENTIL
VALVE DE COMMANDE DE REM.
VALVOLA DI COMANDO FR.RI.

MASS	SCALE	PRODUCT IDENTIFICATION NO.	DOC. CODE	SHEET
KG	1:1 2:1	973 009 006 0	605	1/1
SIZE A 1	T.R.I. 140	SHAPE CODE	REPLACEMENT FOR 973 009 006 0 OF 93-10-03 (B)	

100mm

EXPERT CODE 7 3 9

PRODUCT TYPE 0 0 X

1000/016/07/04.98

608/1003