	SURFACE PROTECTION OBERFLAECHENSCHUTZ PROTECTION DE SURFACE PROTECAO SUPERFICIAL		MATERIAL WERKSTOFF MATÉRIAU MATERIAL	
I	Cr	JED-259	Al	JED-029M1
II	Zn/Fe	JED-257	Al	-
III	Zn/Fe	JED-256-1	Fe	JED-021M3
IV	Zn/Fe	JED-256	Fe	JED-051M4
V	***	JED-007-1	Al	JED-077-1
VI	Zn/Fe	JED-256-4	Fe	JED-015-M1
VII	-	-	Al	JED-077-2
VIII	Zn/Fe	JED-256-4	Fe	JED-020-0
IX	Zn/Fe	JED-256-1	Fe	JED-051M1
X	-	-	Cu-Zn	JED-035-M1
XI	-	-	NBR	JED-7080M

*** ANODIC OXIDATION
ANODISCHE OXIDATION
OXIDATION ANODIQUE
OXIDACAO ANODICA

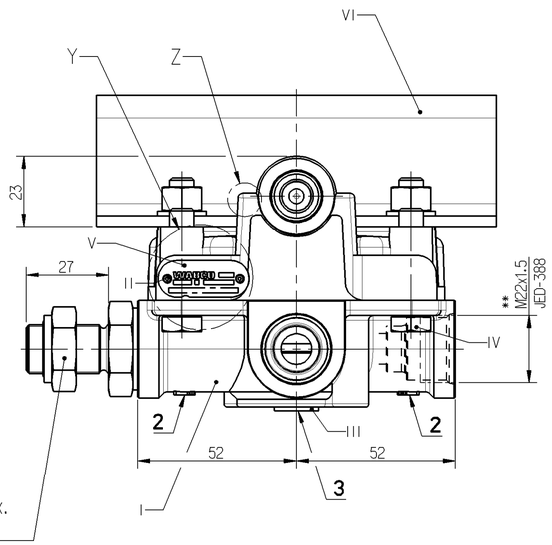

SW24

TORQUE
ANZUGSMOMENT
COUPLE DE SERRAGE 34 Nm MAX.
TORQUE

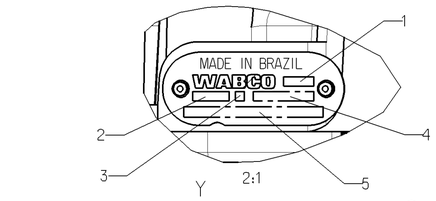

1 PRI

2 DATE OF MANUFACTURE
HERSTELLDATUM
DATE OF FABRICATION
DATA DE FABRICACAO

3 DATA CODING

4 OPITIONAL
BELIEBIG
A VOLONTE
OPCIONAL

5 WABCO IDENTIFICATION NUMBER
WABCO IDENTIFIKATIONS-NUMMER
WABCO NUMERO D'IDENTIFICATION
WABCO NUMERO DE IDENTIFICACAO

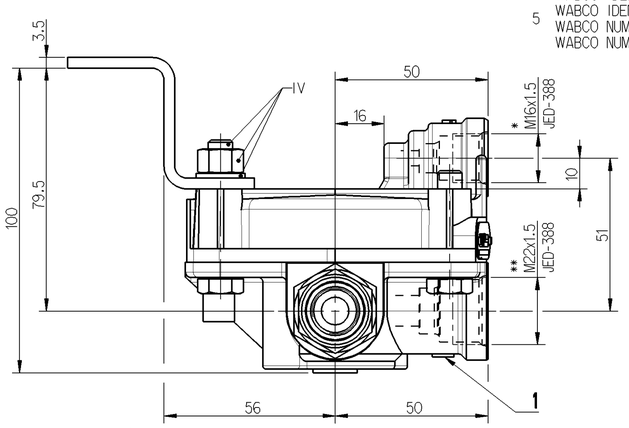

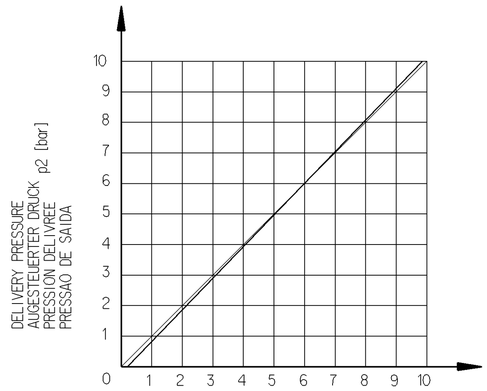

DESIGN PERMISSIBLE
AUSFUEHRUNG ZULAESSIG
REALISATION ADMISE
FORMATO PERMISSIVEL

1 SUPPLY
VORRAT
ALIMENTATION
ALIMENTACAO

2 DELIVERY PRESSURE
AUGESTEUERTER DRUCK
PRESSION DELIVREE
PRESSAO DE SAIDA

3 EXHAUST
ENTLUEFTUNG
ECHAPPEMENT
EXAUSTAO

4 CONTROL PRESSURE
STEUERDRUCK
PRESSION DE COMMANDE
PRESSAO DE CONTROLE

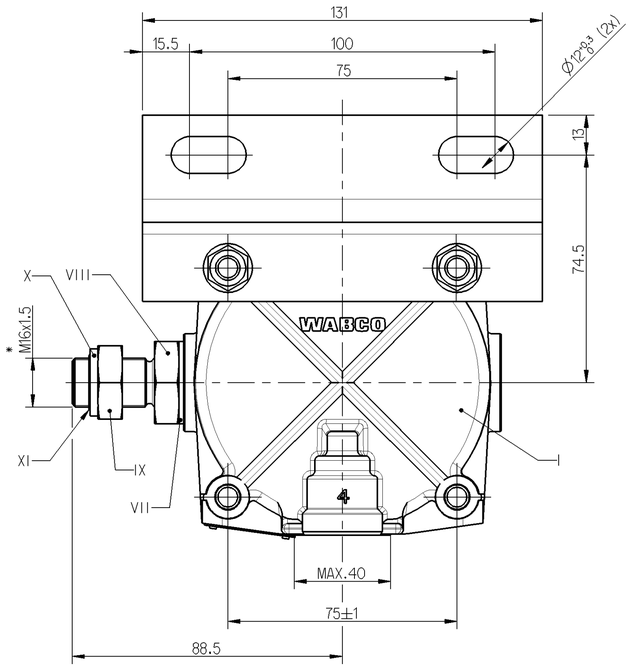

THERMAL RANGE OF APPLICATION
THERMISCHER ANWENDUNGSBEREICH
GAMME D'APPLATION THERMIQUE : -40°C...+80°C
CAMPO DE APLICACAO TERMICA

WORKING PRESSURE
BETRIEBSDRUCK
PRESION DE SERVICE : MAX. pe=10bar
PRESSAO DE TRABALHO

TEMPORARY:
KURZZEITIG:
DE COURTE DURÉE: MAX. pe=13bar
TEMPORARIA:

SUPPLY PRESSURE
VORRATSDRUCK
PRESSION D'ALIMENTATION : MAX. pe=13bar
PRESSAO DE ALIMENTACAO

MEDIUM: AIR
MEDIUM: LUFT
FLUIDE: AIR
FLUIDO: AR

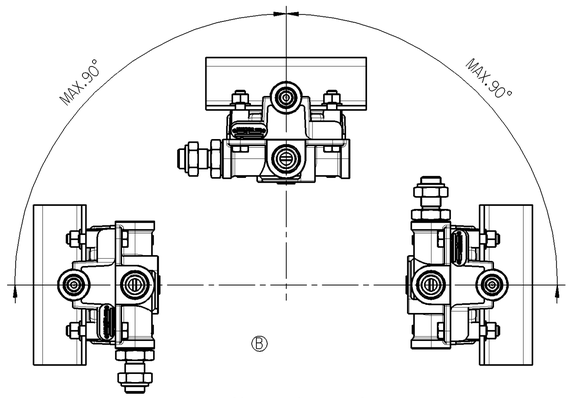

PERMISSIBLE INSTALLATION
ZULAESSIGE EINBAULAGE
POSITION D'INSTALLATION ADMISE
POSICAO DE INSTALACAO PERMITIDA

	*	**
TORQUE ACCORDING TO JED-366 ANZUGSMOMENT ENTSPRECHEND JED-366 COUPLE DE SERRAGE SUIVANT JED-366 TORQUE CONFORME JED-366	M16x1.5	M22x1.5
FOR THREAD PERMISSIBLE FUER GEWINDE ZULAESSIG POUR FILETAGE ADMISE PARA ROSCA ADMISSIVEL	Max. 34Nm	Max. 53Nm

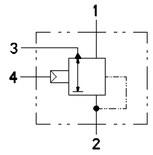

General Specification: JED-334-0
Further Technical Data:
Doc. Code: Sheet: To

General Tolerances JED-261

Class 1)		Range of Nominal Dimensions (± mm) ≤ 50	> 50 ≤ 180	> 180 ≤ 400	> 400	∢
Fine		0.5	1.0	1.5	2.0	±3°
Medium	X	1.0	2.0	3.0	4.0	
Coarse		2.0	3.5	5.0	6.5	

Tapped Holes acc. ISO-4039 / JED-388
1) Tolerance Class Applied Crossmarked

Copyright WABCO®

Date	Signature
Drawn 2010-03-09	Oliveira
Checked 2010-03-10	Sudhive
Expert Sudhive	

WABCO

RELAY VALVE
RELAISVENTIL
VALVE RELAIS
VALVULA RELE

Mass	Scale	Material No.	Date of first issue: 2007-10-25		
1.060 KG	1:1	973 011 061 0	Doc.Code 005	Language ML	Sheet 1/1
Size A 1	CAD System Pro/E				

ECN-No.	Revision	Techn. Resp.	Replacement for
152225	4x B	5220	884 001 936 0

100mm

Non è permesso consegnare o terzi o riprodurre questo documento, né utilizzarne il contenuto o renderlo comunque noto a terzi prima dell'ottenuto consenso scritto. Ogni infrazione costituisce un illecito civile e comporterà il risarcimento dei danni subiti.

Copying of this document and giving it to others and the use or communication of the contents thereof, are forbidden without express authority. Offenders are liable to the payment of damages. All rights are reserved in the event of the grant of a patent or the registration of a utility model or design.

Toute Communication ou reproduction de ce document, toute exploitation ou communication de son contenu sont interdites, sauf accord exprès. Tout manquement à cette règle constitue un délit civil et expose son auteur au versement de dommages et intérêts. Tous droits réservés pour le cas de délivrance d'un brevet ou d'enregistrement d'un modèle d'utilité ou de dessin ou modèle.

Weitergabe sowie Vervielfältigung dieser Unterlage, Verwertung und Mitteilung ihres Inhalts nicht gestattet, soweit nicht durzwingendes Gesetzes. Zuwiderhandlungen stehen schadensersatzpflichtig. Alle Rechte für den Fall der Patenterteilung oder Gebrauchsmuster-Eintragung vorbehalten.