PART No.
M201010 GA

ENGINEERING CHANGES			
ECN No.	DATE	REV	SIGN
10865	19.02.08	New	RBS
11257	08.08.08	1	RBS
In fork assembly, A/F 16 was 17			
11740	25.12.09	2	AJAY
Inlet connection M16x1.5, to suit Voss plug in system 230. Torque 10±1 Nm with related views added. Dim 208 ± 1.5 was 205 max. Drawing redrawn.			
11878	28.05.10	3	VPK
Standout DIM 212$^{+1.5}$ mm was 208 ±1.5 mm with related view added. Drawing redrawn.			
12083	16.03.11	4	RBS
Drawing template WABCO was WABCO-TVS (INDIA) Ltd. Drawing redrawn.			

ASSEMBLY PROCEDURE

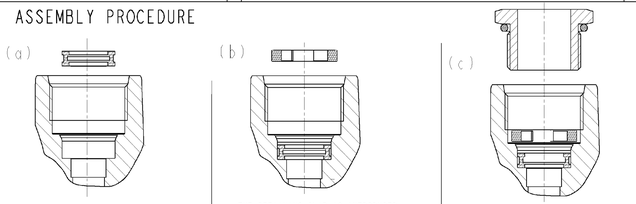

THE SPRING ELEMENT IS INSERTED INTO THE CHAMBER UNDER THE THREAD ROOT OF THE CONNECTION BORE (a) AND (b)

THE RETAINING CLIP IS INTRODUCED SO THAT IT RESTS FLAT ON THE THREAD ROOT (b) AND (c). THE SPRING ELEMENT AND RETAINING CLIP ARE SYMMETRICAL.

THE MALE FITTING PRE-ASSEMBLED WITH THE PRE-GREASED O-RING TO SEAL THE THREAD IS SCREWED BY HAND INTO THE TAPPED BORE (c) AND TIGHTENED.

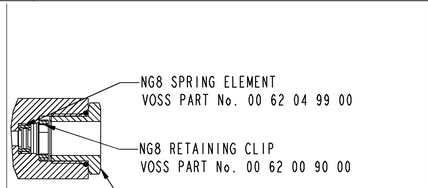

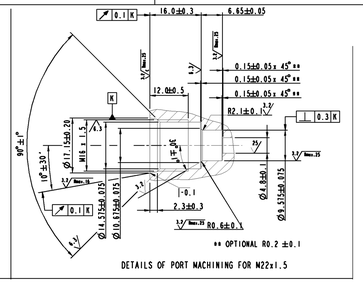

DETAILS OF PORT MACHINING FOR M22x1.5

DO NOT SCALE IF IN DOUBT ASK

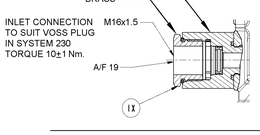

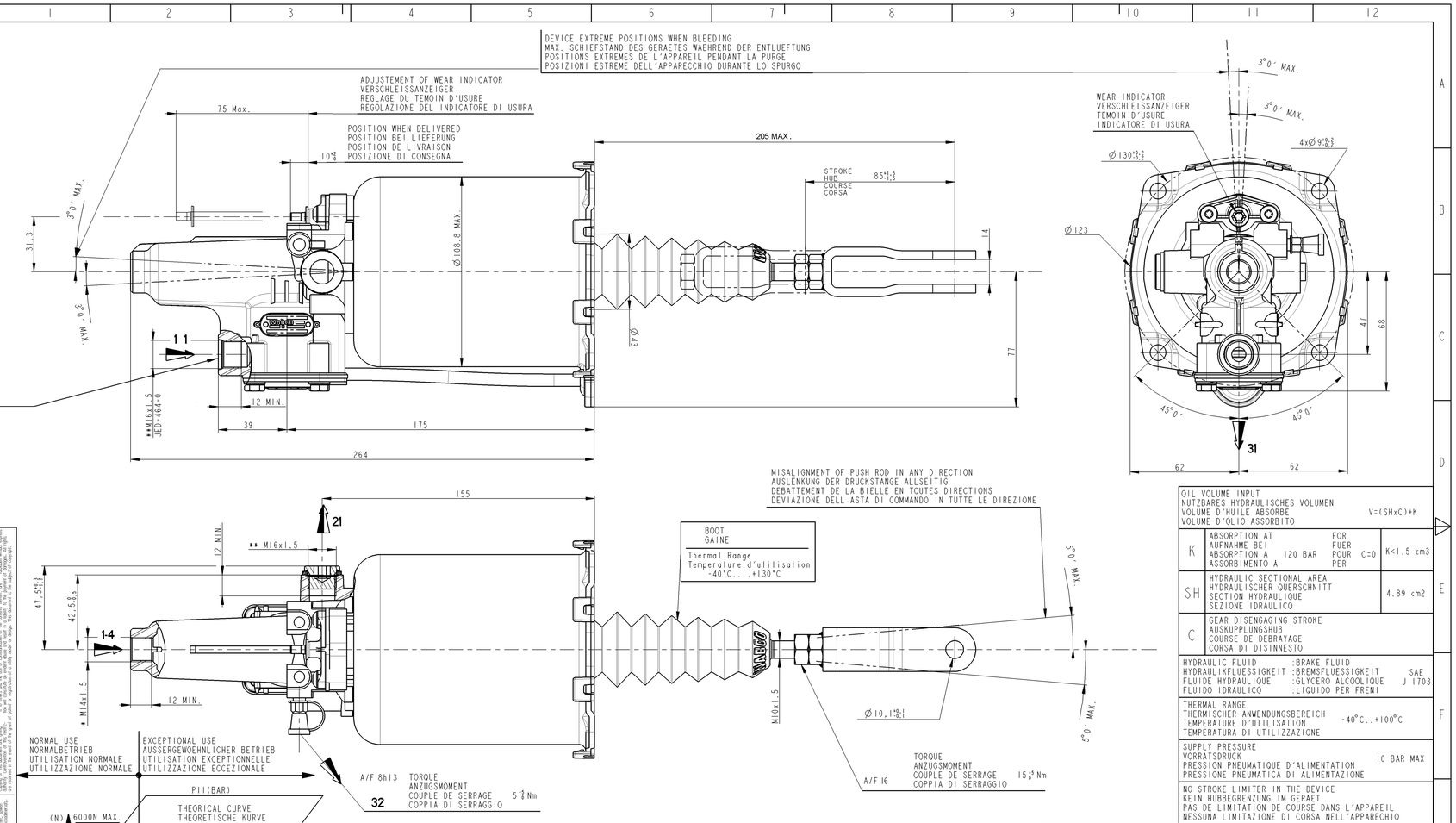

OIL VOLUME INPUT NUTZBARES HYDRAULISCHES VOLUMEN VOLUME D'HUILE ABSORBE VOLUME D'OLIO ASSORBITO		V=(SHxC)+K
K	ABSORPTION AT / AUFNAHME BEI / ABSORPTION A 120 BAR / ASSORBIMENTO A — FOR / FUER / POUR / PER C=0	K<1.5 cm3
SH	HYDRAULIC SECTIONAL AREA HYDRAULISCHER QUERSCHNITT SECTION HYDRAULIQUE SEZIONE IDRAULICO	4.89 cm2
C	GEAR DISENGAGING STROKE AUSKUPPLUNGSHUB COURSE DE DEBRAYAGE CORSA DI DISINNESTO	

HYDRAULIC FLUID HYDRAULIKFLUESSIGKEIT FLUIDE HYDRAULIQUE FLUIDO IDRAULICO	:BRAKE FLUID :BREMSFLUESSIGKEIT :GLYCERO ALCOOLIQUE :LIQUIDO PER FRENI — SAE J 1703
THERMAL RANGE THERMISCHER ANWENDUNGSBEREICH TEMPERATURE D'UTILISATION TEMPERATURA DI UTILIZZAZIONE	-40°C..+100°C
SUPPLY PRESSURE VORRATSDRUCK PRESSION PNEUMATIQUE D'ALIMENTATION PRESSIONE PNEUMATICA DI ALIMENTAZIONE	10 BAR MAX
NO STROKE LIMITER IN THE DEVICE KEIN HUBBEGRENZUNG IM GERAET PAS DE LIMITATION DE COURSE DANS L'APPAREIL NESSUNA LIMITAZIONE DI CORSA NELL'APPARECHIO	

CAUTION :DO NOT ACTUATE THE DEVICE IF NOT FITTED ON ITS MOUTING BRAKET
VORSICHT :GERAET DARF NUR IM EINGEBAUTEN ZUSTAND BETAETIGT WERDEN
ATTENTION :NE PAS ACTIONNER L'APPAREIL S'IL N'EST PAS FIXE SUR SON SUPPORT
ATTENZIONE:NON METTERE IN FUNZIONE L'APPARECCHIO SE NON E'FISSATO AL SUPPORTTO

NORMAL USE / NORMALBETRIEB / UTILISATION NORMALE / UTILIZZAZIONE NORMALE

EXCEPTIONAL USE / AUSSERGEWOEHNLICHER BETRIEB / UTILISATION EXCEPTIONNELLE / UTILIZZAZIONE ECCEZIONALE

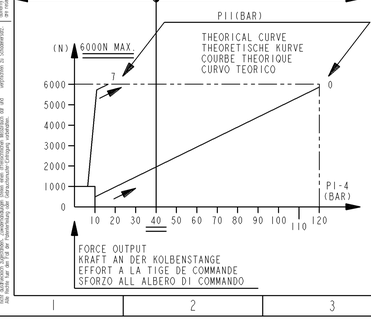

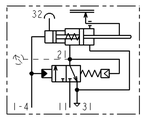

MARKING OF PORTS KENNZEICHNUNG DER ANSCHLUESSE MARQUAGE DES ORIFICES MARCATURA DEGLI ORIFIZI	21	PRESSURE CONNECTION DRUCKANSCHLUSS PRISE DE PRESSION PRESA DI PRESSIONE	
11	AIR INLET VORRATSLEITUNG ALIMENTATION AIR ALIMENTAZIONE ARIA	31	AIR EXHAUST ENTLUEFTUNG ECHAPPEMENT SCARICO	
1-4	OIL INLET OELZUFLUSS ALIMENTATION HUILE ALIMENTAZIONE OLIO	32	BLEED SCREW ENTLUEFTUNGSSCHRAUBE VIS DE PURGE VITE DI SPURGO	TORQUE FOR CONNECTIONS ANZUGSMOMENT FUER ANSCHLUESSE COUPLE DE SERRAGE DES RACCORDS COPPIA DI SERRAGGIO DEI RACCORDI — * 25 N.m MAX ; ** 34 N.m MAX

DCN-No.	Rev.	Date
State of Revision		

General Specifications JED-334-0					
Further Technical Data:					
Doc. Code:		Sheet:		To	
General Tolerances JED-261					
		Range of Nominal Dimensions l (± mm)			
Class 1)	± 50	> 50 ≤ 180	> 180 ≤ 400	> 400 ≤ 1000	∢
Fine	0.5	1.0	1.5	2.0	
Medium	1.0	2.0	3.0	4.0	±3°
Coarse	2.0	3.5	5.0	6.5	
Trapped Holes acc. ISO 4039-/JED-152					
1) Tolerance Class Applied Crossmarked					

Copyright WABCO *

Date	Drawn	Signature
2008-01-07	SACQUET	
Checked		
Export		
GAYET		

Mass	Scale
3 KG	1,000
Size	Dim
A 1	570

WABCO
CLUTCH SERVO
KUPPLUNGSVERSTAERKER
SERVO-DEBRAYAGE
SERVO-FRIZIONE

Material No.	WABCO St. No. / BR4709630		
884 011 963 0	Doc.-Code	Language	Sheet
	005	en/de fr/it	1/1
Function Code	CAD System	Prod.-Type	Replacement for
	Pro/E	00 X	-

FIRST ANGLE PROJECTION

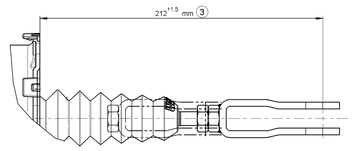

● CRITICAL
◐ MAJOR
NO SYMBOL - MINOR

	SIGN	DATE	MATERIAL	REFER DRAWING
DRN	RNK	15.03.11	ALTERNATE MATERIAL	----
CHD	RBS	15.03.11	SURFACE PROTECTION	REFER DRAWING
APD	SN	15.03.11	RAW PART No.	----

CONFIDENTIAL DRAWING

THIS DRAWING IS THE SOLE PROPERTY OF WABCO. IT SHOULD NOT BE COPIED OR COMMUNICATED TO ANY PERSON WITHOUT THE WRITTEN APPROVAL OF WABCO.

© 2008

UNLESS OTHERWISE SPECIFIED ALL DIMENSIONS IN mm.

REMOVE BURRS AND SHARP EDGES FROM FINISHED PARTS.
ALL DIMENSIONS ARE AFTER SURFACE PROTECTION/ TREATMENT

MALE THREAD TO IS 14962 (PART3) 6h : 2001
FEMALE THREAD TO IS 14962 (PART3) 6H : 2001

SCALE NTS

WABCO
AMBATTUR, CHENNAI - 600058, INDIA

CLUTCH SERVO

PART No.
M201010 GA